


Track & Field News

World Wide Coverage of Track and Field

January 1970, Vol. 22, No. 18

Box 296, Los Altos, Calif. 94022, U.S.A.

\$5.00 per year (18 issues), \$1.00 this issue



BILL TOOMEY

Track and Field
Athlete of 1969

Annual Edition

Where to track down the only track shoes made with Velcro® closures.

Just go to any store and ask for Puma Wonder Shoes. They're not only the only track shoes made with Velcro® Closures, they're the top shoes in the field, today. And all have adjustable Velcro Closures, padded heel bone protector and special Achilles tendon pads for better fit, added safety in action.

Puma Wonder Shoe No. 292. In red Kangaroo Velour with white trim, corrugated nylon sole with 4 detachable spikes.


Puma Wonder Shoe No. TS 200. Latest addition to the great Wonder Shoes. In white calf with blue and red Velour trim, nylon sole and 4 detachable spikes.

Puma Wonder Shoe No. 291. In white Kangaroo Velour with black trim, nylon sole with 4 detachable spikes.

Puma Wonder Shoe No. 293, the track shoe designed for use in Mexico 1968 that's excellent for Tartan, boards and synthetic tracks. Winner of many Olympic and world's records. Great for pole vaulters.

In red Kangaroo Velour with white trim, chrome sole, 6 permanent spikes.

Puma Wonder Shoe No. 296. Especially made for use on Tartan® all-weather tracks, this shoe has already bettered world records four times — twice in 200 meters, twice in 400 meters — and American records in 600 meters. In red Kangaroo Velour with white trim and 68 brush-like spikes.



292

TS 200

293

291

296


SPORTS BECONTA, INC.

For free color catalog, write to:
Sports Beconta, Inc., 50 Executive Blvd.,
Elmsford, N.Y. 10523 or
91 Park Lane, Brisbane, Cal. 94005.

PUMA 

Toomey's Dominance of Decathlon Earns T&FN Laurels

by Bert Nelson
Publisher

Conquering every opportunity, Bill Toomey produced an awesome list of achievements in 1969 and as the sensational sprints came to a close an impressive selection board named the veteran decathlete track and field athlete of 1969.

The highlight of his year, of course, was his new world decathlon mark of 8417 points, 88 higher than the old record. But the now 31-year-old had a lot more going for him and when his season was wrapped up in the 12th month it looked like this:

- A world record of 8417 set in his final competition, Dec. 10 and 11, for perhaps the latest date in a year a world standard has been surpassed in the northern hemisphere.

- An American record of 8377, made Oct. 3-4.
- A world pentathlon best of 4123, sandwiched between decathlons, on Aug. 16.

- An undefeated season, including a key and hard-fought victory over world recordman Kurt Bendlin in the US-West Germany match-up, Aug. 5-6.
- His fifth straight AAU title, giving him one more win than Bob Mathias whose championships were not in consecutive years, at Bakersfield, June 27-28.

- An all-time high of 10 decathlons in a year—very few decathletes try as many as five in one season, most doing only two to four—including the first of the season when he dropped out during the vault in order to avoid injury.

- An average of 9321 points for his last three meets, or two points better than Bendlin's global best.

- A seasonal average, for nine tries, of 8135, a figure bettered by fewer men only four times in all history and a testimony not only to his point scoring talents but to his consistency and physical and mental durability as well.

- Six straight performances above the 8000 level, which has been exceeded more than twice in an entire career by only one other—Bendlin with four.

- Six scores topping 8100, a plateau reached by only five others a total of six times.

- Three totals above 8200, a peak seen by just three others, and only once for each.

- New personal records of 26'4" in the long jump, 47'21" in the shot, 14.2 in the hurdles, 154'3" in the discus, 14'3" in the pole vault, and 225'3" in the javelin, with equaling performances of 10.3 in the 100-meters and 4'69" in the high jump. Only his 45.6 in the high-up Olympics and his five-year-old 4:12.7 for 1500-meters withstood his determined quest for improvement. He did match his low altitude metric one-lap clocking of 46.4.

- Concluding his all-conquering year, he added another Olympic gold medal to the family trophy cabinet by marrying Mary Rand of England, 1964 Games champ and former world recordwoman in the long jump.

For these achievements, Toomey was selected Track & Field News' athlete of 1969 by our 20-man international selection panel. Bill is the second decathlete to make it since the year's top athletes began to grace the cover of this Annual Edition in 1964, when the initial honor went to decathlete C. K. Yang.

World Runner: John Carlos

by Dick Drake
Managing Editor

John Carlos created many waves in the track world in 1969, and most were both more spectacular and in a lighter vein than his Olympic year performances and pronouncements. There was hardly a moment during any of the campaign's meets he competed in that he wasn't thrilling fans, either through his jocular manner between races or as he cut down opponents or clipped tenths of seconds from the norm.

He dominated not one but two events, picking up the number one spot in the World Ranking for the 100 and 200. And in the process he managed to move into the world record column and claimed another best-ever of sorts.

Statistically, his record is especially convincing. Of 51 races including preliminaries, he lost only two matches—both over the short distances, first to Charlie Greene and then to Ivory Crockett in the AAU. His 100 record stands at 21 and 2 while he went undefeated in 19 final furlong races. He collected double wins at four major meetings—the NCAA, US-SU-BC, Americas vs. Europe and US versus West Germany. He was the speed behind San Jose State's American 440-yard relay standard of 38.8.

In the 100-yard dash, he duplicated the 9.1 world, American and collegiate marks and recorded the first-over windy (or otherwise) 9.0. He ripped off six 9.3 or faster legal clockings and added another half-dozen windy marks within that category. Over 100-meters, he claimed a windy 9.9—equal to the world's fastest—and had three legal 10.1s.

In the longer sprint, he was superb. His 20.0 for 200-meters at South Lake Tahoe was the second best performance of 1969 according to the Portuguese Scoring Tables. He sprinted more than half his total races in 30.4 for yards or faster—10 legal and two windy. Only two other sprinters managed to sprint that fast in 1969. And he won virtually every invitational and major title available. He never even lost as much as a heat or semi-final race.

John Carlos was the world's number one runner in 1969.

World Field Eventer: Anatoliy Bondarchuk

Anatoliy Bondarchuk rose to the status of the best field eventer of 1969 on the strength of topping the 1968's own top hammer throwers and twice upping the world ball and chain records.

The bald-headed, 39-year-old Soviet weightman lost two consecutive early season duels with countryman Romuald Klim, who set a world mark in the first meeting. But then it was all gold for the Klim instructed student.

Competitively, he posted wins in three straight important competitions in the US-USSR-Commonwealth, USSR Championships and the European Champ-

ionships—each time beating Klim. That final victory of course came over the crest of the hammer-throwing population in Athens, and he collected it with the only world record (245'0") of those Games. He came back less than a month later to push that mark up another 2'73".

He started the season with a previous best of 231'73"—which he improved on six times. Including qualifying rounds, he accounted for nine leading performances in excess of that pre-1969 mark.

He has proven himself to be a highly consistent performer—both from meet to meet and within a given competition. His series at Athens averaged 238'7" for six throws—a mark topped by only four other throwers in history.

Bill, John, Anatoliy . . .

Three Americans rode world record altering performances and other top achievements and two Soviet Union athletes hung their way through impressive campaigns including two major titles apiece to pick off the leading spots in T&FN's Top Five World Track and Field Athletes of 1969.

It remained for a decathlete, Bill Toomey, to claim the top rung of the yearly success ladder over two runners and two field eventers. The 10-event competition often symbolizes the ultimate test of the sport, and this year Toomey achieved more in his 10 decathlons than any decathlete had before him.

Toomey was accorded 84 of the possible 100 points available in the 5-4-3-2-1 scoring system divided amongst the 20 international voting panels. The post-Olympic year saw an entirely new group of athletes replace 1968's top five—all of whom had scored major triumphs in Mexico. The voting method reveals only the points received, and should not be considered as an indication of the panel's estimation of each athlete's achievements. The top five for 1969:

1. BILL TOOMEY (United States), decathlon/15 firsts	84
2. JOHN CARLOS (United States), sprints/3 firsts	69
3. ANATOLIY BONDARCHUK (Soviet Union), hammer/2 firsts	65
4. VIKTOR SANJEYEV (Soviet Union), triple jump	40
5. WILLIE DAVENPORT (United States), high hurdles	15

Others receiving votes: 6. Jari Lusa (SL), javelin—13; 7. Lee Evans (US), 400/440—7; 8. Jarja Kinnunen (Fin), javelin—4; 9. Marty Liquori (US), mile—3; 10. tie between Nafai Bon (Ken), 800/850, and John Pennel (US), pole vault—1 each.

The world-wide voting body, composed of editors and senior contributors to T&FN, made the following selections in other divisions of the sport in the 11th annual T&FN poll. If a track athlete was selected as the athlete of the year in a certain division, then a field eventer was named to the Other Division—and vice versa. In the case of a decathlete being named to the top spot, then both a runner and a field event athlete are picked to the Other Division—but not vice versa.

Athlete of 1969	
World	Bill Toomey (US)
United States	Bill Toomey
European	Anatoliy Bondarchuk (SU)
US Open	Bill Toomey
US College	John Carlos
US Junior College	Henry Hixes
US High School	Casey Carrigan
World Indoor	George Young (US)

Most Outstanding Performance in a Single Meet: Bill Toomey's 8417 decathlon world record effort.

The selection board followed these qualifications in making their votes. The United States and US Open divisions are limited to US citizens though any athlete in the world may qualify for one of the US school categories so long as that institution is located in the States. The athlete of the year for any of the four US school divisions must be eligible for competition. College-fresh are now considered in the US college division, and junior college freshmen are not involved in the US frosh section. Generally, the achievements of an athlete in a school division may be considered from throughout the calendar year. However, all terminating or graduating athletes' seasons conclude Aug. 31—the same date that applies to records; this would include high school seniors, all college frosh at the end of their first year, JC sophs and collegiate seniors. Normally, this terminating date does not particularly affect voting judgments for the season has usually ended. Finally, indoor performances are not considered for any of the categories except World Indoor.

United States: Bill Toomey

Bill Toomey is 1969's United States Athlete of the Year. (Refer to World Athlete of the Year.)

OTHER DIVISION: John Carlos, Runner; John Pennel, Field Eventer. As Bill Toomey won the US division as a decathlete, the Other US category is shared by a runner and a field event athlete. John Carlos was named the top runner; see World Athlete Other Division.

John Pennel had a shaky early competitive vault season, losing frequently to then world record holder Bob Seagren. But history's first 17-footer inched closer to the 18-foot standard as he shoved former roommate Seagren's mark up



by 1 1/2" to 17'10 1/2" at the Sacramento Invitational. He again took second in the AAU and the US-USSR-Commonwealth matches but proceeded to top his final six competitions--including the Americas vs. Europe and the duels with West Germany and Great Britain. He negotiated 17-feet in nearly half his 24 meets and topped 17'3" five times. All of which earned him the nod as the leading US field eventer.

European: Anatoliy Bondarchuk

USSR hammer thrower Anatoliy Bondarchuk is Europe's Athlete of 1969. (Refer to World Athlete Other Division.)

OTHER DIVISION: Mikhail Zhelev

Never before has a Bulgarian athlete been ranked number one in the world in his event or been named the winner of any T&FN honor. Never before 1969 has a Bulgarian minor so much as won a major international title. But in the case of steeplechaser Mikhail Zhelev, he not only won an important crown in the year completed but became the only athlete to annex both the Americas vs. Europe and the European Championship gold medals. An 8:36.8 scoper prior to 1968 and sixth placer in the Mexico Olympics, Zhelev improved his life-time best to 8:33.3 in winning the intercontinental battle and clocked the fourth quickest time in history in capturing the old continent race in 8:25.0. In the latter race, he tagged the event's two fastest performers. He also picked up wins at the World Games and the Balkans Games. He went through nine finals undefeated for easily the best record of any distance runner in 1969.

US Open: Bill Toomey

The US Open (senior-scholastic) winner for 1969 is Bill Toomey. (See the World Athlete of the Year.)

OTHER DIVISION: Willie Davenport, Runner; John Pensek, Field Eventer.

As was the case with the US athlete of the year category which Bill Toomey also topped, the Other US Open division is split between two track and field contestants, Willie Davenport and John Pensek (refer to US Athlete Other Division.)

Where there was a major meet or a competitive high hurdles race in 1969, Willie Davenport was, too. Twenty meets in all. And he came up with the rather unlikely seasonal track record of 17-2-1--against the very best opposition race after race. That tie came at the AAU, where Leon Coleman pulled over. Earlier at the California Relays, Olympians Calman and Lev Hall relegated Davenport to third, and in the final test of the season, at South Lake Tahoe, Gary Power, caught the Olympic champ. He trumped Calman six times, Power thrice and Hall twice during the year. And likewise, he matched the world metric and yard 13.2 clocking established back in 1959. In a total of 23 races, he was credited with 13 legal 13.5 or faster times and an overall figure of 18 with five more windy marks.

US College: John Carlos

John Carlos, as a San Jose State 'soph, was the top collegiate athlete in the US. (Refer to United States Other Division.)

OTHER DIVISION: Mark Murro

Mark Murro, Arizona State soph and only 19 through June 4, was paramount in collegiate and US javelin throwing sectors. He annexed three major invitational titles, collected the American record with a 392'8" toss in winning his Western Athletic Conference crown and bagged USTFE, NCAA and AAU gold medals. He lost only three of 21 competitions. And he lofted the spear beyond 175-feet, further than the next best American. In six meets, back problems limited him to sixth in the US-USSR-Commonwealth toss-off and financial reasons kept him from touring Europe.

Junior College: Henry Hines

Henry Hines was virtually unknown to the track world prior to the 1969 season but by its conclusion he had the marks and competitive achievements to warrant international recognition. As a Sacramento CC 'soph, Henry went undefeated through the California JC final before taking two seconds in important invitational meets and then firsts at the USTFE Championships and Sacramento Invitational. He competed extensively overseas, and placed second twice in US duels. Fifteen of his 19 meets included a best in excess of 25-feet and five over 26-feet. He had a legal 26'5" and a windy 26'7" for season toppers.

OTHER DIVISION: Eddie Hart

Like Henry, Eddie Hart of Contra Costa JC won the Cal State short sprint title. He clocked his fastest 100-yard time of 9.2 at the Sacramento Invitational, placed sixth in the AAU and won three competitions in Sweden.

US High School: Casey Carrigan

There was once a day that the US high school athlete of the year might rub shoulders with some of the nation's leading collegiate and open athletes. But it's getting so now that the honor is virtually reserved for that prep who successfully enters the international arena--if not competitively at least with marks. Such was the case with vaulter Casey Carrigan, who was picked as the world's sixth best in 1969. Just to be named this year's best prep was no easy task, as he virtually had to top his Olympic year best of 17'0"--a prep record--and outperform fellow internationalists and high school record holders Steve Prefontaine and Reynaldo Brown. But achieve he did, going 17'4 1/2" at the Golden West Championships before claiming third in the AAU at 17'0"--his second consecutive time over that barrier. He cleared 16'5" in the two most important international contests in Europe.

OTHER DIVISION: Steve Prefontaine

The Pacific Northwest claimed the top runner as well as the leading field eventer, as one state south of Washington--Oregon--was the breeding ground of Steve Prefontaine, who pushed himself unchallenged to a prep two-mile standard of 5:41.6. He added a win at the Golden West, with a 4:46.0 mile clocking. And then on to Miami, where in the AAU three-mile he finished fourth and earned a trip overseas. He stubbornly clung to a quick tempo in the Americas vs. Europe match, and wound-up with an impressive 13:52.5 5000-meter PR.

World Indoor: George Young

George Young competed in the 1969 indoor season only because he hadn't won the altitude plagued Olympic steeplechase. And prove himself he did. Admirably. In nine meets, he raced undefeated and collected the AAU distance title. In his final two appearances, he constructed world record efforts--first at San Diego where he tied the two-mile standard of 6:27.2 and then at the AAU where he put together a record cracking 13:09.8 three-mile bid. His punishing kick handled all challengers, and when he ran out of worthy opponents he drove himself relentlessly against the clock. He mastered all and time, and finished a winner and record holder.

OTHER DIVISION: Bob Seagrén

The most traveled athlete in the US, indoors or out, competed in 17 undercover meets across the states--and 12 came in six weekends. He went over 16'8" in an even dozen meets. He twice improved his own world standard, first to 17'5 1/2" and then to 17'6".

Outstanding Performance: Bill Toomey's 8417

Bill Toomey's 8417 point record altering decathlon performance has been amply described in detail in this annual edition as well as the December T&FN.

T&FN Photo of 69: Johnson's NCAA Mile Finish

Jeff Johnson is in a unique position to serve the world of track and field and the publications that represent his, our and possibly your favorite sport. As the founder five years ago and now head of the eastern office of Tiger Shoes in the US, he is one of the few men able to combine business and his hobby, Track photography. And, on occasion, human interest articles on track personalities.

Not only is he able to channel his photographic talents into promoting his shoes but it puts him in the right spot for making contacts with athletes and officials. His photographing track meets is far more than a means for gaining access to insiders. It has to be, considering the devotion and energy Jeff has expended in developing his skills and techniques and the considerable effort he often takes to insure that Track & Field News receives a wide variety of creative shots by tough-to-make deadlines.

For more than 20 years, T&FN, and for that matter most track enthusiasts, had been starved of published art of eastern US competitors and competitions. It took Jeff Johnson, who coincidentally grew up in Los Altos and graduated from neighboring Stanford in 1964, to cultivate an interest in track picture taking after moving to Massachusetts before the track world could finally have quality photos of their favorite eastern athletes and meets with their news reports.

Jeff's eagerness to cooperate was readily evidenced last June when he took it upon himself to pack along all the makings for a portable darkroom when he went to shoot the USTFE, NCAA and AAU title meets. In order to meet T&FN's deadline, and to insure the proper processing of key pictures, he even developed pictures taken by other T&FN photogs.

It was during this swing through the midwest and south that he snapped the picture that was to embody perhaps track's most poignant moment in 1969. What he had brilliantly captured was the jubilant figure of Marty Liquori stretching for the finish tape of the NCAA mile as he stunned kingly Jim Ryan whose dejection and strain were clearly recorded. It was a picture that was to make the cover of the July T&FN, and it was to be named by an international panel as the best track and field photo to appear in these pages for the entire year.

Jeff caught nearly a thousand instances of pain, joy, relaxation in track during the tour that also included a junket back to Dayton for the women's AAU championships. A key selection has appeared in T&FN and in Championship Pictorial 1969, in which he had more than any other photog.

Nineteen-sixty-nine was a big year for Jeff. His picture taking was superb. His Blue Ribbon Sports distributorship grew immensely. And he married Francie Kraker, the half-miler turned photographer who has already been published in the December T&FN. (It was a love affair that began when Jeff saw her picture in our office.) And now he's the author of the top T&FN picture of 1969. But he's hardly resting on his laurels as can be witnessed by his pictures in this issue of the Massachusetts K of C meet.

Gallery of 1969's Division Leaders

69's best--in the "6" (top to bottom): Bill Toomey (Don Chadez); John Carlos (Chadez); Anatoliy Bondarchuk (Miroir Sprint); Mark Murro (Don Wilkinson); Mikhail Zhelev (Steve Murock); Willie Davenport (Toronto Telegram); John Pensek (Knut Holm). In the "9" (bottom of inside column around to bottom of outside column): Casey Carrigan (Chadez); Eddie Hart (Chadez); Bob Seagrén (Albert Session); Henry Hines (Bob Kasper); Steve Prefontaine (Dick Reiss); George Young (Chadez).

TRACK & FIELD NEWS is published monthly, except February through July, when semi-monthly, by Track & Field News, Inc., Box 296, Los Altos, California 94022. Second class postage paid at Los Altos, California and at additional mailing offices. Volume 23, Number 18, mailed January 22, 1970.



What manner of athlete, and what kind of man, is this Bill Toomey, decathlete of the decade and 1969's athlete of the year?

His athletic achievements are rather well known by this time—Olympic champion, world record holder in the decathlon and pentathlon, winner of the national AAU five years running, 10 decathlons in a year and 35 in a career, producer of six of history's nine scores over 8200 points and 10 of 16 over 8100, Wide World of Sports' world athlete of 1965, Track & Field News' decathlon performer of the sensational sixties and athlete of the year for 1969. But the nature of his athletic skills and of his character as a man, those components which strip away the statistics and honors and reveal the person behind them, are not as publicized and bear looking into.

Athletically, competition is what it is all about and Toomey is a competitive guy. All champions are, they have to be, but in a decathlete the competitive juices work a little differently, play a somewhat different role. The competition is spread over two days, 10 events, and the athlete competes against three opponents—the other athletes, the scoring tables, and himself. Bill is superb in meeting these challenges, proving time and again he is nothing if not competitive.

His victories over the scoring tables are a matter of record. Against other decathletes, his record is outstanding, showing only three losses and a did-not-finish in 28 meets in the last four years. He met the best there was, including competition in Europe all four years. He became ill during one of his losses, was injured at the start of another, and in the third Russ Hodge had to set a world record to hold off a fighting-from-behind Toomey by a mere 11 points. Bill's 8219 (to Hodge's 8230) is still the highest non-winning total ever recorded. And it is significant that the next five highest non-winning scores were made by decathletes finishing behind Toomey. To belabor the obvious, Bill is at his very best when the competition is keener.

The 10-eventer always competes against himself, even when he is pressed by another human. The score's the thing, and if you rack up enough points you win gold, and who knows where you placed in each of the events? Remove the other competitors, take the pressure off, and it's another game. For some, it's an easier game and they score well. But for a Toomey, so clearly a man-to-man protagonist, it is a harder game. When the junior college English instructor returned from Europe late last summer, five of his six all-time best point yields (8116 to 8284) had been made against opponents who scored from 8057 to 8320 and the sixth was in the high-pressure Olympic trials (where second was "only" 7800). But there was no such opposition available last fall when Bill went after the world record. Without the external stimulus to his adrenalin, Toomey was on his own and he faced his toughest battle. Three times he lost, scores of 8137, an American record 8277, and 8270, can be called losing. Each time he finished exhausted and frustrated. Each time he vowed to give it

Bill Toomey's 35 Decathlons

Year					Avg
1959	8349	(1952 tables)			8346
1962	8343	(1955 tables)			8383
1963	7937	7666			7661
1964	7466	7559	7615	7566	
1965	dnf	7764	7729	7584	7566
1966	8234	8219	7930	8146	
1967	7820	7779	8044	7910	
1968	7800	8037	7828	7655	8222
1969	dnf	8153	7813	7938	8116
	8270	8417		8075	8137
				8277	8277
					8135

one more try. Each time he went back to the training track, driving himself relentlessly at a time all other trackmen were taking a break between competitive seasons. Finally, in mid-December, with winter just over the horizon, Toomey won what may have been the hardest fight of all. With no time to fall again, Bill constructed his 8417 record with can't-miss determination and concentration, two other key factors in his success.

The decathlon is the most concentrative of track and field disciplines. The many individual efforts in the 10 events, more than 30 jumps and throws and runs, each call for that period of single-minded pulling together of one's mental and physical resources. Between efforts, and between each of the 10 events, the decathlete must retain concentration, thinking ahead of the next effort, fighting to keep his mind on his work. Toomey concentrates well. You can see it, not only in the seconds before he explodes into action, but all day long. He engages in no small talk, limiting the conversation to the task at hand, he keeps at a distance those with whom he is emotionally involved, family and friends, knowing they can crack the circle of concentration. He thinks almost constantly, of what went wrong on the last try, of what must be done on this one, and of how to handle the ones to come.

Toomey's determination also is visible, particularly while running. It is written on his dark, handsome face and revealed in his powerful, heavy-legged body. But the determination that truly counts cannot be seen. It is evidenced, rather, over the years that saw him progress from a post-graduate athlete with no national credentials into the all-conquering 30-year-old he became. It is evidenced in his training program, a year-round pattern in which Bill religiously carries out his self-assigned work, never giving in to the all too natural desire to cut the workout short by skipping an event, or an interval run or two, or the entire practice session. It is, of course, part and parcel of his awesome competitive urges.

Courage is another Toomey plus value. He shows it when battling from behind, in pressing on when tired and hurt, in completing 33 of 35 decathlons. It takes courage, as well as durability, to score in all but four of the 350 events he was scheduled for. Somewhat typical is the 1969 AAU. Three days before the meet, Bill caught a virus infection, needed a penicillin shot the day of the meet and competed with a fever. Warming up for the pole vault he hurt his left shoulder and before the event was completed he had pushed a contact lens into the corner of an eye, got enough dust in his eyes to be bothersome,

What Manner This Bill Toomey

Bert Nelson tells the story

Of all Olympic competitions, the decathlon most closely reflects the original Greek ideal of all around athletic excellence. An entire track and field meet in miniature, the 10 events in two days add up to the toughest individual test of speed, stamina and speed ever devised. The winner of the Olympic decathlon well deserves to be known as the finest athlete in the world.

Time Magazine



Bill Toomey doesn't appear at all interested in either the praise being heaped on him by a speaker or his bride Mary. This is at the All-American Games and he's most concerned about the pentathlon competition that was interrupted midway. (Rich Clarkson photo)

alone bruised a heel, and strained his back.

Listen to Bill as he describes the Olympics: "Mexico was unbelievable. I had such headaches you couldn't believe it. I warmed up an hour and a half before the 100. I was out there at 8 a.m. and we finished at 9 p.m. Then I was one of two chosen at random to be tested for doping. I couldn't urinate did you ever try to go to the bathroom with 15 Mexican officials looking on and had to drink something like 48 cups of water before I could. That took a lot of time, while the other competitors were eating and getting to bed. I didn't turn in until 12:30. I didn't really sleep. My contacts were bothering me. My head was just tense. I had never been in the Olympics before and I guess that was part of it. Then I had to get up at six and go through another day.

"The Olympics were no games, Charley. And oh, God, when I missed those two vaults (at opening height). I've never been in anything like that before and never will again, unless maybe when somebody holds a gun at my head. It has to be my greatest effort ever. I could have lost the whole thing right there."

Bill's courage and determination were tested in other ways during the Mexican fiesta. An injured hip kept him out of training the nine days preceding the decathlon. A sore leg caused him to ease off in the hurdles and an injured groin muscle cut down his discus effort. And his vaulting poles were misplaced until he had time enough for only two warm-up approaches.

Listen, too, when Toomey tells of the aftermath of his bout with mononucleosis and hepatitis in the winter of 1965-66. "I was in bed for five months. The first day I was out I walked down the hill in front of our house. When I got to the bottom I was so excited I started back up. But I couldn't make it. I sat down and started crying because I thought I would never be able to run again. Three months later, Toomey broke the world record, which tells something more of his courage and determination.

Toomey, then, is competitive, concentrative, determined and courageous. But what of his physical talents? Was he born to success? Or is he a made champion? The answer, it seems, is some of both, in unequal proportions.

Nobody scores 8417 decathlon points without natural talent. And Bill has quite a lot of it. He long jumped 24'8 1/2" and ran the intermediates in 51.7m and showed a good turn of speed in the 440-600 race indoors while at the University of Colorado. Today, he owns such marks as 10.3 for 100 meters, 26 1/4" in a wind-blown long jump, and 45.6 for 400 meters. These performances are good. But they hardly compare with the innate talent of a Rafer Johnson, who placed second in the NCAA high and made the Olympic team in the long jump while only 20, or of another Olympic 10-event champ, Milt Campbell, who equaled the world high hurdle mark of 13.4 at an age when Toomey had not yet approached 16 seconds. His physical gifts surely cannot be compared with those of child prodigy Bob Mathias, Olympic king at 17 and again at 21, or such talented younger men as Joachim Kirst (8279), Rick Sloan (8651) and Rudiger Demmig (8629) of the current crop.

Bill scores most heavily in the runs, does second-best in the jumps, and least well in the throws. Strong, 195-lbs., and well-coordinated, he would seem capable of better marks than 47'2 1/2", 154'8" and 222'8". And probably he would be if he were not handicapped by a bad right hand, the result of a severe cut that took away 75% of the hand's function when he was a kid. Only about 20% of the function has been regained and Bill has little if any feeling in the hand. The lack of strength and feeling have made the shot, discus and javelin, plus the pole vault, more difficult. To what extent his scores have been hurt is impossible to guess, but it has to be significant.

It must be noted, too, that Bill is a late bloomer. Starting with good but not great natural talent, he has improved almost constantly for the seven years

he's very good on accents, he's a very good mimic, and he has self poise. . . I think there were two reasons Bill competed last year. One was to get the record. The other was that for the first time he had been faced with adulation from the fans. After competing in decathlons before 30 people he got that TV exposure at the Olympic Games and became known. Now, he has responded to the fact of being introduced to thousands and thousands at indoor meets and being kept for an hour after the meet signing autographs. I think he likes it. I think he is human."

Another who knows Toomey well is Barry Kling, his training mate, whose comment is revealing: "Bill loves track more than anyone I've ever known." This love for the sport is not merely a personal love for his event, for competition. He is devoted to track and to the ideal of amateurism. He feels amateurs are kicked around and ignored, not only by the press and public, but by those who make the rules of amateurism which Toomey believes are outdated. He resents this treatment of the amateur trackman, this downgrading, and so he was particularly proud to be named California athlete of 1969.

Nor does Bill fail to put his mouth where his heart is, and vice versa. He speaks often, and articulately, of the AAU and the Olympic Committee, of television, of drugs, of politics, of amateurism. He has thought about these subjects, has worthy opinions, and hopes his voicing of them will do some good.

Let's note, too, that Toomey is sincere, gentlemanly, and evidences his gratitude to those who have done something for him, a trait all too often lacking in more self-centered athletes. He is a sportsman in the true, admirable meaning of a much abused, often trite term. He is willing, in fact eager, to help others and talks much of building another decathlon colony at Santa Barbara, where he can work with younger athletes.

The Toomey story began January 10, 1939, in Philadelphia when Bill was born of Irish Catholic parents, the middle of three boys. He jumped 23' 1/2" at New Canaan, Conn., High School, attended Worcester Academy a year, grad-

All-Time Decathlon Performances

8417	Bill Toomey, US, 1969	8086	Bendlin, 1968
8319	Kurt Bendlin, WG, 1967	8075	Toomey, 1969
8279	Joachim Kirst, EG, 1969	8064a	Bendlin, 1968
8277	Toomey, 1969	8063	Rafer Johnson, US, 1960
8270	Toomey, 1969	8055b	Bendlin, 1969
8224	Toomey, 1966	8051a	Rick Sloan, US, 1969
8230	Russ Hodge, US, 1966	8044	Toomey, 1967
8222	Toomey, 1968	8041	Kirst, 1969
8219a	Toomey, 1966	8037	Toomey, 1966
8193	Toomey, 1966	8032	Vladimir Shcherbatikh, SU 68
8169	Toomey, 1969	8029	Rudiger Demmig, EG, 1969
8155	Phil Mulkey, US, 1961	8027	Demmig, 1969
8137	Toomey, 1969	8026	Kein Aus, SU, 1968
8130a	Hodge, 1966	8021a	Herbert Wessel, EG, 1969
8116	Toomey, 1969	8013a	Maufrid Tiedtke, EG, 1969
8111a	H-Joachim Walde, WG 68	8001	Johnson, 1960
8089	C. K. Yang, For, 1963		

uated from Colorado in February, 1962, and earned a master's degree in education at Stanford. The first decathlon came in 1959, was worth 5549 points on the old tables, and the only mark Bill can remember is 8'4 1/2" in the vault. Another decathlon in 1962 brought 6383 old table points and a decision to give the event a whirl. From then on progress was swift, including a 7966 score in 1963, a 7915 fourth place in the 1964 Olympic trials, a spectator's look at the Olympics where he made up his mind to be on the field next time, and a personal record 7764 in winning his first AAU title in 1965. Then the fall and winter in Germany, to work with famed decathlon coach Friedel Schirmer, the bout with illness, the remarkable recovery, and the Salina world record of 8324. But technicalities cost Toomey the record and for this he never has forgiven the Salina officials. (For an earlier profile see August, 1969, T&FN.) Fearing rejection of the record, Bill tried to put together another one in Hamburg. An injured leg held up through the vault but knocked him down to 165'2 1/2" in the javelin and 4:35.6 in the 1000 for a finish of 7990. Worse yet, the leg required surgery and kept him out of action for several months and the entire 1967 campaign was affected.

The Pan Am Games title with a seasonal best of 8044 was the highlight of the 1967 season and then came Olympic year. Bill won the AAU with 8037, lost to world recordman Kurt Bendlin in Germany when he became ill, won the Olympic trials at altitude with 8222, and became the pre-Olympic favorite. He rose to the occasion, as he so often does, winning with 8193 from stiff competition (Hans Walde 8111, Bendlin 8066) under trying circumstances (long hours, rain, intense pressure, injuries).

The great 1969 season almost didn't happen, but when he competed indoors, almost by accident, he found himself enjoying the competition and recognition, and, having rejected several enticing TV and movie offers, decided to have another go at the one remaining objective—the record. It took an unheard-of 10 meets to do it, and it wasn't accomplished until December 11, and that is another clue to the Toomey make-up.

Recognition in Track & Field News and other polls followed the record, as did an unprecedented supplemental nomination for the AAU's prestigious Sullivan Award. All of which immensely please Toomey, not just for personal gratification but because it recognizes the achievements of three groups he loves best and admires most, decathletes in particular, trackmen in general and amateur athletes as a whole.

Now what? Only Bill might know for sure and he may not be certain. He rejected show biz offers, despite and somewhat because of high-flying promises of big and quick money. Recently he has been considering quite carefully other, more stable business opportunities and could sign a contract at any moment. It is possible his new affiliation would end his amateur standing and likely it would leave him insufficient time for all-out training. On the other hand, it is possible we have not heard the end of the Bill Toomey story.

Bill Toomey Speaks Up

"Rafer Johnson probably had the greatest natural talent for the decathlon. . . One of my saving graces has been that I never take anything for granted. I never anticipate. . . The guys who are older have more consistency. . . If I didn't have to worry about responsibilities economically, and I do now, I would go on with the decathlon. . . I don't care what anyone says, man, it's hard to put them all together. . . We should have more than three tries in the field events. Three is just like nothing. . . You look at a guy like Kirst, and boy, it's going to be hard to catch up with that guy. . . The United States prospects for 1972 don't look too good. There just aren't enough young guys coming along. . . I'd rather have a good case of diarrhea than sit through nine innings of baseball."

in which he made decathlon success the prime goal. Last year, at 30, he set six new personal bests and matched another pair in the 10 events. It seems quite possible we have not yet seen the best of Bill Toomey—and perhaps won't.

Now, what of Bill Toomey the man? I have known Bill on and off the track ever since his first 10-eventer in 1959 but for a closer look at and into the Toomey character and personality, I defer to Alphonse Julland. "The professor" is a track man, decathlon devotee and close friend of Toomey. To this vantage point, the Stanford linguist brings scholarly insight as he tells us:

"Bill really is quite shy. At least with individuals or in a small group. He does awfully well in front of an audience, better in fact than directly with people. . . He's very articulate. . . Actually, he undercuts himself intellectually. He is very gifted, he is intelligent, he is very sensitive, but somehow he cannot see himself as an intellectual, which essentially he is. . . To show you how shy he is, in Germany he competed in a special pole vault for decathlon men, indoors before about 15,000. In his very last try, he made 13' 1 1/2" and the knowledgeable fans screamed their heads off. But he did not even acknowledge it. He just put his head down. He said it was a bad jump.

"I think there is quite a difference between his public image and his private self. I think that he is in a sense much less the swifter people imagine him to be. This is not his temperament, not his disposition at all. Being intelligent and naturally gifted, he has learned to get his composure. This is an acquired habit rather than natural temperament or disposition. I think he is almost solitary, and a little on the timid side. . . He's very gifted as an actor,

adidas

OLYMPIADE

An old favorite and still a popular one. With semi-ripple Olympia sole and Kangaroo uppers.

A shoe in great demand. Transparent sole grips well, especially on gymnasium floors.

ITALIA

MEXICANA

An extremely light yet durable shoe. Ideal for jogging, too.

ROM

A long-time bestseller with a new ripple sole. Oxhide uppers.

HEEL PATCH

with the distinctive



adidas

THE SHOE
WITH THE
DISTINCTIVE

HEEL PATCH



WE HAVE A NEW TRADE MARK
TO HELP YOU IDENTIFY THE
ORIGINAL 3-STRIPE SPORT SHOES

WORLD, EUROPEAN, AMERICAN, COLLEGIATE,

WORLD RECORDS

100y	9.1	Bob Hayes (US) St Louis	6/21/63
		Harry Jerome (Can) Edmonton	7/15/66
		Jim Hines (US) Houston	5/13/67
		Charlie Greene (US) Provo, Utah	6/15/67
	p	John Carlos (US) Fresno, Cal	5/10/69
100m	9.9	Jim Hines (US) Sacramento	6/20/68
	n	Ronnie Ray Smith (US) Sacramento	6/20/68
		Charlie Greene (US) Sacramento	6/20/68
		Jim Hines (US) Mexico City	10/14/68
200m	19.8	Tommie Smith (US) Mexico City	10/16/68
220y	20.0	Tommie Smith (US) Sacramento	6/11/66
400m	43.9	Lee Evans (US) Mexico City	10/15/68
440y	44.8	Tommie Smith (US) San Jose, Cal	5/20/67
	44.7p	Curtis Mills (US) Knoxville, Tenn	6/21/69
800m	1:44.3*	Peter Snell (NZ) Christchurch	2/ 3/62
		Ralph Doubell (Aus) Mexico City	10/15/68
890y	1:44.9	Jim Ryun (US) Terre Haute, Ind	6/10/66
1000m	2:16.2	Jurgen May (BG) Erfurt, EG	7/20/65
		Franz-Josef Kemper (WG) Hannover	9/21/66
1500m	3:33.1	Jim Ryun (US) Los Angeles	7/ 8/67
1 Mile	3:51.1	Jim Ryun (US) Bakersfield, Cal	6/23/67
2000m	4:56.2	Michel Jazy (Fr) St-Maur, Fr	10/12/66
3000m	7:39.6	Kipchoke Keino (Ken) Halsingborg	8/23/65
2 Mile	8:19.6	Ron Clarke (Aus) London	8/24/68
3 Mile	12:50.4*	Ron Clarke (Aus) Stockholm, Swe	7/ 5/66
5000m	13:16.6	Ron Clarke (Aus) Stockholm, Swe	7/ 5/66
6 Mile	26:47.0*	Ron Clarke (Aus) Oslo	7/14/65
10,000m	27:39.4	Ron Clarke (Aus) Oslo	7/14/65
3000mSt	8:24.2	Jouko Kuha (Fin) Stockholm	7/17/68
	8:22.2p	Vladimir Dudin (SU) Kiev, USSR	8/19/69
120yHH	13.2	Martin Lauer (WG) Zurich, Switz	7/ 7/59
		Lee Calhoun (US) Bern, Switz	8/21/60
		Earl McCulloch (US) Minneapolis	7/16/67
	p	Erv Hall (US) Knoxville, Tenn	6/19/69
	p	Willie Davenport (US) Zurich	7/ 4/69
110mHH	13.2	Martin Lauer (WG) Zurich, Switz	7/ 7/59
		Lee Calhoun (US) Bern, Switz	8/21/60
		Earl McCulloch (US) Minneapolis	7/16/67
	p	Willie Davenport (US) Zurich	7/ 4/69
400mHH	49.1	Dave Hemery (GB) Mexico City	10/15/68
440yHH	49.3	Cert Potgieter (SA) Bloemfontein	4/16/60
HJ	7'5 ³ / ₄ "	Valeriy Brumel (SU) Moscow	7/21/63
PV	17'8"	Bob Seagrén (US) So Lake Tahoe	9/12/68
	17'10 ¹ / ₂ "	John Pennel (US) Sacramento	6/21/69
LJ	29'2 ¹ / ₂ "	Bob Beamon (US) Mexico City	10/18/68
TJ	57'3 ¹ / ₂ "	Viktor Saneyev (SU) Mexico City	10/17/68
SP	71'5 ¹ / ₂ "	Randy Matson (US) Coll Station, Tx	4/22/67
DT	224'4 ³ / ₄ "	Jay Silvester (US) Reno, Nev	9/18/68
HT	242'0"	Gyula Zsivotzky (Hun) Budapest	9/14/68
	247'7 ¹ / ₂ "	Anatoly Bondarchuk (SU) Rovno	10/11/69
JT	301'9 ¹ / ₂ "	Janis Lusis (SU) Saarijarvi, Fin	6/23/68
	304'1 ¹ / ₂ "	Jorma Kinnunen (Fin) Tampere, Fin	6/18/69
Dec	8319	Kurt Beadlin (WG) Heidelberg	5/13-14/67
	8417p	Bill Toomey (US) Los Angeles	12/10-11/69
440yR	38.6	Southern California, Provo, Utah	6/17/67
880yR	1:22.1	San Jose State, Fresno, Cal	5/13/67
1 MileR	3:02.6	Trinidad-Tobago, Kingston, Jam	8/13/66
2 MileR	7:14.6	West Germany, Fulda, WG	6/13/68
4 MileR	16:09.0	University of Oregon, Fresno, Cal	5/12/62
SpMedR	3:15.2*	University of Kansas, Austin, Tex	3/31/67
DMedR	9:33.0*	University of Kansas, Lawrence, K	4/19/68

EUROPEAN RECORDS

9.4	Armin Hary (WG) Leverkusen, WG	5/30/59
	Peter Radford (GB) Wolverhampton	5/28/60
10.3	Armin Hary (WG) Zurich, Switz	6/21/60
p	Roger Bambuck (Fr) Sacramento	6/20/68
p	Vladislav Sapozha (SU) Leningrad	7/20/68
p	Vladislav Sapozha (SU) Leningrad	8/15/68
p	Valeriy Borzov (SU) Kiev	2/18/69
20.4	Sergio Ottolina (It) Saarbrücken	6/21/64
	Jan Wegner (Pol) Warsaw	6/ 3/67
	Roger Bambuck (Fr) Paris	7/30/67
	Roger Bambuck (Fr) Paris	8/13/68
	Roger Bambuck (Fr) Mexico City	10/16/68
	Jochen Eigenherr (WG) Mex City	10/16/68
20.3p	Philippe Clerc (Switz) Zurich	7/ 4/69
20.5	Peter Radford (GB) Wolverhampton	5/28/60
44.9	Carl Knuffmann (WG) Rome	9/ 6/60
	Martin Jellinghaus (WG) Mex City	10/17/68
45.9	Robbie Brightwell (GB) London	7/14/62
1:44.9	Franz-Josef Kemper (WG) Hannover	8/ 7/66
1:47.2	Chris Carter (GB) London	6/ 3/68
2:16.2	Jurgen May (BG) Erfurt, BG	7/20/65
	Franz-Josef Kemper (WG) Hannover	9/21/66
3:33.3	Michel Jazy (Fr) Sochaux, Fr	6/25/66
3:53.6	Michel Jazy (Fr) Rennes, Fr	6/ 9/65
4:56.2	Michel Jazy (Fr) St-Maur, Fr	10/12/66
7:45.2	Harald Norpoth (WG) Munster, WG	6/ 6/67
8:22.6	Michel Jazy (Fr) Melun, Fr	6/23/66
12:03.4	Lajos Mececs (Hun) London	7/15/67
13:24.8	Harald Norpoth (WG) Cologne, WG	9/ 7/66
27:22.2	Tim Johnston (GB) London	7/12/68
27:10.2p	Dick Taylor (GB) London	8/21/69
28:04.4	Jurgen Haase (EG) Leningrad, SU	7/21/68
8:24.2	Jouko Kuha (Fin) Stockholm	7/17/68
8:22.2p	Vladimir Dudin (SU) Kiev, USSR	8/19/69
13.2	Martin Lauer (WG) Zurich	7/ 7/59
13.2	Martin Lauer (WG) Zurich	7/ 7/59
49.1	Dave Hemery (GB) Mexico City	10/15/68
50.1	Salvatore Morale (It) Rome	10/15/61
7'5 ³ / ₄ "	Valeriy Brumel (SU) Moscow	7/21/63
17'8"	Claus Schiprowski (WG) Mex City	10/16/68
	Wolfgang Nordwig (EG) Mex City	10/16/68
	Igor Ter-Ovanesyan (SU) Mex City	10/19/67
	Viktor Saneyev (SU) Mexico City	10/17/68
66'6 ¹ / ₂ "	Edward Gushchin (SU) Mex City	10/ 4/68
67'8 ¹ / ₂ "	Hans Peter Gies (EG) Budapest	6/28/69
213'11 ¹ / ₂ "	Ludvik Danek (Czech) Sokolov, Cz	10/12/65
223'3 ³ / ₄ "	Ricky Bruch (Swe) Malmo, Swe	9/31/69
242'0"	Gyula Zsivotzky (Hun) Budapest	9/14/68
247'7 ¹ / ₂ "	Anatoly Bondarchuk (SU) Rovno	10/11/69
301'9 ¹ / ₂ "	Janis Lusis (SU) Saarijarvi, Fin	6/23/68
304'1 ¹ / ₂ "	Jorma Kinnunen (Fin) Tampere, Fin	6/18/69
8319	Kurt Beadlin (WG) Heidelberg	5/13-14/67
40.9	Great Britain, London, Eng	8/ 3/63
3:06.5	Great Britain, Kingston, Jam	8/13/66
7:14.6	West Germany, Fulda, WG	6/13/68
16:24.8	Great Britain, Dublin, Ire	7/17/61
16:09.6p	West Germany, Berlin, WG	6/24/69

AMERICAN RECORDS

9.1	Bob Hayes (Fla A&M TC) St Louis	6/21/63
	Jim Hines (Tex St) Houston	5/13/67
	Charlie Greene (Neb) Provo, Utah	6/15/67
	John Carlos (San Jose St) Fresno	5/10/69
9.9	Jim Hines (Hous Strid) Sacramento	6/20/68
n	Ronnie Ray Smith (San Jose St) Sac	6/20/68
	Charlie Greene (unat) Sacramento	6/20/68
	Jim Hines (Hous Strid) Mex City	10/14/68
19.8	Tommie Smith (SCVYV) Mex City	10/16/68
20.0	Tommie Smith (San Jose St) Sac	6/11/66
43.8	Lee Evans (San Jose St) Mex City	10/15/68
44.7	Curtis Mills (Tex A&M) Knoxville	6/21/69
1:44.9	Jim Ryun (Kans Fr) Terre Haute	6/10/66
1:44.9	Jim Ryun (Kans Fr) Terre Haute	6/10/66
2:19.3	Tom Courtney (US Army) Gotsborg	7/ 4/67
3:33.1	Jim Ryun (Kans) Los Angeles	7/ 8/67
3:51.1	Jim Ryun (Kans) Bakersfield	6/23/67
5:07.4	Jim Gelle (Molt AC) Sydney, Aus	3/18/66
7:34.2	Jim Beatty (LAIC) Avanches, Fr	8/15/62
8:22.0	George Young (unat) San Diego	6/ 1/68
12:53.0	Gerry Lindgren (Wash St) Seattle	5/14/68
13:33.8	Gerry Lindgren (Wash St) Modesto	5/23/68
27:11.6	Billy Mills (C Pendleton) San Diego	6/27/63
n	Gerry Lindgren (Wash St Fr) SD	6/27/65
28:17.6	Billy Mills (C Pendleton) Augsburg	8/12/65
8:30.6	George Young (unat) Sacramento	6/21/68
13.2	Lee Calhoun (unat) Bern, Switz	8/21/60
	Earl McCulloch (Sa Cal) Minn	7/16/67
p	Erv Hall (Villanova) Knoxville	6/19/69
	Willie Davenport (Hous Strid) Zur	7/ 4/69
13.2	Lee Calhoun (unat) Bern, Switz	8/21/60
	Earl McCulloch (Sa Cal) Minn	7/16/67
	Willie Davenport (Hous Strid) Zur	7/ 4/69
49.8	Geoff Vanderstock (Strid) S Lk Tah	9/11/69
49.6	Rex Gawley (Sa Cal) Albuquerque	6/15/63
p	Ralph Mann (BYU) Knoxville	6/21/69
7'4 ¹ / ₂ "	Dick Fosbury (unat) Mexico City	10/20/68
17'10 ¹ / ₂ "	John Pennel (Strid) Sacramento	6/21/69
29'2 ¹ / ₂ "	Bob Beamon (Hous Strid) Mex City	10/18/68
55'1 ¹ / ₂ "	Art Walker (Strid) Los Angeles	6/30/68
71'5 ¹ / ₂ "	Randy Matson (Tex A&M) Coll Stat	4/22/67
224'5"	Jay Silvester (unat) Reno, Nev	9/18/68
235'11"	Ed Burke (Strid) Bakersfield, Cal	6/22/67
292'8"	Mark Merro (Ariz St) Tempe, Ar	5/23/69
3277	Bill Toomey (Strid) Los Angeles	10/3-4/69
8417p	Bill Toomey (Strid) Los Ang	12/10-11/69
39.0	SCVYV, Los Angeles	6/ 7/68
38.5p	San Jose State, Knoxville, Tenn	6/20/69
1:22.1	San Jose State, Fresno, Cal	5/13/67
3:03.5	San Jose State, Fresno, Cal	5/13/67
3:03.4p	UCLA, Knoxville, Tenn	6/21/69
7:17.4	Southern California, Los Angeles	5/13/66
16:09.0	University of Oregon, Fresno	5/12/62
3:15.2*	University of Kansas, Austin, Tex	3/31/67
9:33.0	University of Kansas, Lawrence, K	4/19/68

OTHER RECORDS

WORLD: 10M, 46:44.0", Ron Hill (GB), Leicester, Eng, 11/9/68. 20K, 58:08.2", Gaston Roelants (Bel), Louvain, Bel, 10/28/66. 1hr, 12m, 1478y, Gaston Roelants

(Bel), Louvain, Bel, 10/28/66. 15M, 1:12:48.2", Ron Hill (GB), Bolton, Eng, 7/21/65. 25K, 1:15:22.6, Ron Hill (GB), Bolton, Eng, 7/21/65. 30K, 1:32:25.4, Jim Hogan (GB), Walton, Eng, 11/12/66. 400mR, 38.2, US Nat team, Mexico City, 10/20/68. 800mR, 1:22.1, San Jose St, Fresno, Cal, 5/13/67. 1600mR, 2:56.1, US Nat team, Mexico City, 10/20/68. 3200mR, 7:08.6, WG, Wiesbaden,

JUNIOR COLLEGE & HIGH SCHOOL RECORDS

COLLEGIATE RECORDS

100y	9.1	Jim Hines (Tex St) Houston, Tex.	5/13/67
		Charlie Greene (Nebr) Provo, Utah	6/15/67
	p	John Carlos (San Jose St) Fresno	5/10/69
100m	10.0	Bob Hayes (Fla A&M) Tokyo	10/15/64
	9.9np	Ronnie Ray Smith (San Jose St) Sac	6/20/68
200m	20.0	Tommie Smith (San Jose St) Sac	6/11/68
	p	John Carlos (San Jose St) SL Tahoe	9/12/69
220y	20.0	Tommie Smith (San Jose St) Sac	6/11/68
400m	43.8	Lee Evans (San Jose St) Mex City	10/18/68
440y	44.7	Curtis Mills (Tex A&M) Knoxville	6/21/69
800m	1:45.0	Wade Bell (Ore) Los Angeles	7/ 9/67
880y	1:45.9	Byron Dye (NYU) Knoxville	6/21/69
1000m	2:18.7*	Wade Bell (Ore) Eugene, Ore	7/ 4/67
1500m	3:23.1	Jim Ryan (Kans) Los Angeles	7/ 8/67
1 Mile	3:51.1	Jim Ryan (Kans) Bakersfield, Cal	6/23/67
2000m	6:22.0*	Bob Day (UCLA) S Monica, Cal	3/20/66
3000m	8:07.6n*	Conrad Nightingale (Kans St) Dslr	8/17/67
2 Mile	8:33.2	Arne Kvalheim (Ore) Eugene, Ore	4/20/68
3 Mile	12:53.0	Gerry Lindgren (Wash St) Seattle	5/14/66
5000m	13:38.0	Bob Sehn (Miami/O) Compton, Cal	6/ 3/64
		Gerry Lindgren (Wash St) LA	3/ 4/66
		Gerry Lindgren (Wash St) Modesto	5/25/68
6 Mile	27:53.2	Doug Brown (Mont) Berkeley, Cal	6/17/65
		Van Nelson (St Cloud St) St Paul	5/13/68
10,000m	28:55.8	Van Nelson (St Cloud St) Berkeley	7/16/66
		Gerry Lindgren (Wash St) Dushirk	8/17/67
3000mSt	8:38.2	Chris McCubbins (Okla St) Winnipeg	7/30/67
120yHH	13.2	Earl McCullough (Sn Cal) Minnpi	7/16/67
		Erv Hall (Williamva) Knoxville	6/19/68
110mHH	13.2	Earl McCullough (Sn Cal) Minnpi	7/16/67
400mH	49.5	Glenn Davis (Ohio St) Los Angeles	6/29/66
	48.9np	Boyd Gtrins (Wash St) SL Tahoe	5/11/68
440yH	49.6	Rex Cawley (Sn Cal) Albuquerque	6/15/63
		Ralph Mann (BYU) Knoxville	6/21/69
HJ	7'3 1/2"	John Thomas (Boston U) Stanford	7/ 1/68
PV	17'7 3/4"	Patt Wilson (Sn Cal) Bakersfield	6/23/67
LJ	27' 1/2"	Ralph Boston (Team A&I) Modesto	5/27/61
TJ	54'11 3/4"	Perris Pousi (BYU) Modesto	3/25/68
	53'9 3/4"p	Perris Pousi (BYU) Kourane, Fin	6/23/68
SP	71'5 1/2"	Randy Matson (Tex A&M) Coll Stat	4/22/67
DT	213'9"	Randy Matson (Tex A&M) Coll Stat	4/ 5/67
HT	213'10"	John Lawlor (Boston U) Bakersfield	6/25/68
JT	284'0"	John Tushans (Ariz) Los Angeles	5/13/68
	282'8"p	Mark Murro (Ariz St) Tempe, Ar	6/23/69
Dec	8069	C. K. Yang (UCLA) Walnut, Ca	4/27 28/63
440yR	38.6	Southern California, Provo, Utah	6/17/67
880yR	1:22.1	San Jose State, Fresno, Cal	5/13/67
1 MileR	3:03.4	UCLA, Knoxville, Tenn.	6/21/69
2 MileR	7:17.4	Southern California, Los Angeles	6/13/66
4 MileR	16:09.0	University of Oregon, Fresno	5/12/62
SpMedR	3:15.2*	University of Kansas, Austin, Tex	3/31/67
DMedR	9:33.0*	University of Kansas, Lawrence, K	4/19/68

JUNIOR COLLEGE RECORDS


9.2	Doug Hawken (Glendale, A) Sacra	6/21/69
n	Eddie Hart (C Costa) Sacramento	8/21/69
10.1	Mel Gray (Pt Scott) Lawrence	4/20/68
n	Mickey Mathews (Laney) Sacram	6/20/68
20.2	Mike Fray (Mesa, A) Mesa, Ariz	3/23/68
20.2	Mike Fray (Mesa, A) Mesa, Ariz	3/23/68
43.2	Lee Evans (San Jose) Los Angeles	7/23/66
45.5	Lee Evans (San Jose) Randall Is	6/25/66
1:48.3	Bob Hose (SD Mesa) San Diego	6/28/65
1:48.3	Bob Hose (SD Mesa) San Diego	6/28/65
3:41.6n	Neill Duggan (Harcock) Los Ang	6/ 4/66
3:56.1n	Neill Duggan (Harcock) San Diego	6/11/66
8:34.0	Neill Duggan (Harcock) Fresno	5/14/66
13:56.8n	Neill Duggan (Harcock) Los Ang	6/ 2/67
14:26.8n	Neill Duggan (Harcock) Los Ang	6/ 3/67
29:32.4n	Mark Covert (LA Valley) Rgl Rck	5/30/69
33:09.5n	Keith Jeffers (San Diego) San Diego	6/ 7/68
8:57.3	Dick Krenzer (LA Valley) Los Ang	5/31/63
13.6	Don Shy (Mt SAC) Fresno	5/ 3/63
	Don Shy (Mt SAC) San Diego	6/26/65
	George Carty (Odessa) Houston	6/ 3/68
13.5	George Carty (Odessa) Los Ang	6/38/68
50.0	Geoff Vanderstock (Mt SAC) Walnut	3/19/68
58.2n	Geoff Vanderstock (Mt SAC) Radis	6/25/66
7'1 1/4"	Joe Faust (Mt SAC) Norwalk, Cal	4/19/62
16'8"	Dennis Phillips (San Mateo) Sacram	6/11/60
26'5"	Henry Hines (Sacramento) Warsaw	5/29/69
51'10 3/4"	Mahoney Samuels (Foothill) Fresno	5/12/62
	Robert Reader (Bakersfield) Fresno	5/10/69
80'8 1/2"	Steve Finc (Chaffey) Fresno	6/ 8/65
187'5"	Les Mills (Foothill) Modesto	5/18/63
187'3"	Ron Sakahara (Fullerton) Walnut	7/25/63
272'0"	Mark Murro (Mesa, A) Gar Cit, K	5/17/68
8230	Russ Hodge (Foothill) Los Ang	7/23-24/68
40.3	Merritt, Modesto, Cal	5/21/69
1:24.1	Merritt, Cupertino, Cal	4/26/69
3:05.2	Merritt, Cupertino, Cal	4/26/69
7:29.4	Pierce, Fresno, Cal	5/13/67
17:00.4	Los Angeles Valley, Walnut, Cal	4/25/69
3:22.8	Mt SAC, Walnut, Cal	4/28/61
	Sacramento, Los Altos Hills, Cal	4/27/68
9:53.4	American River, Fresno, Cal	5/ 9/64

HIGH SCHOOL RECORDS

9.3	Bill Gaines (Clw, MH, NJ) Almas	5/20/67
	Bill Gaines (Clw, MH, NJ) Ham P	6/ 3/67
	Bill Gaines (Clw, MH, NJ) Wimgtn	6/11/67
	Willie McGee (Rwn, Hrsbrg, Mis)	6/14/69
10.2	Bill Gaines (Clw, MH, NJ) Trin	3/12/66
	Bill Gaines (Clw, MH, NJ) Trin	3/26/67
20.6	Clyde Glosson (Wdy, S An, Tx) PVw	5/ 1/65
n	Gerald Tinker (C Gab, Fla) Miami	8/29/69
20.6	Clyde Glosson (Wdy, S An, Tx) PVw	5/ 1/65
n	Gerald Tinker (C Gab, Fla) Miami	6/29/69
46.1	Ulis Williams (Compton, Cal) Ont	5/27/61
46.1	Ulis Williams (Compton, Cal) Ont	5/27/61
1:48.3	Rich Joyce (Sierra, Whit, Cal) Bksfld	6/ 5/65
1:48.5	Rich Joyce (Sierra, Whit, Cal) Bksfld	6/ 5/65
2:25.5	Tom Carroll (Fort Prep) Koblenz	8/10/57
3:39.0n	Jim Ryan (East, Wich, Kn) Nw Brns	6/28/64
3:55.3	Jim Ryan (East, Wich, Kn) S Diego	6/27/65
5:29.0*	Gerry Lindgren (Rgrs, Spok) Comp	6/ 5/64
8:41.6	Steve Prefontaine (Mahf, CB, Or) Cr	4/25/69
13:17.0n	Gerry Lindgren (Rgrs, Spok) Kngstr	8/15/64
13:44.0n	Gerry Lindgren (Rgrs, Spok) Comp	6/ 5/64
28:23.8*	Gerry Lindgren (Rgrs, Spok) LA	7/25/64
29:17.6	Gerry Lindgren (Rgrs, Spok) LA	7/25/64
3:11.4	Bill Keenan (N Eng, Ore) Vanc, BC	8/12/67
13.44	Bill Tipton (Cent, Pont, Mich) D Mns	8/28/67
13.7(42)	Red Milburn (Ck, Opls, La) Hou	5/30/69
13.0	Rex Cawley (Farmington, Mich) Oslo	7/31/69
49.8n	Bob Bornkessel (N, SM, Kn) S Lk Ta	8/31/68
51.8n	Bob Bornkessel (N, SM, Kn) Hou	6/ 7/68
7'3"	Reynaldo Brown (Comp, Cal) SL Ta	9/16/68
17'4 3/4"	Casey Carrigan (Orting, W) Sacram	6/14/69
26'3"	Jerry Proctor (Mair, Pas, Cl) Bksfld	6/22/67
51'8"	Mike Woods (Man Arts, LA) LA	9/ 5/63
72'3 1/2"*	Sam Walker (Samuel, Dal) C Chris	4/27/68
61'1 1/2"*	Sam Walker (Sam, Dal) Sacram	6/15/68
211'4"	George Amundson (Gen, Ab, SD) RC	5/17/69
175'8" (1)	Arelie Harris (Ocean Cty, NJ) Pas	6/27/37
209'9"	Dick Narcessian (Wnstr, RI) Nwpt	4/27/65
173'11"	Chuck Vandagriff (Cas Val, Cl) Sac	6/10/67
252'8"	Mark Murro (EaCadi, Nwk) Dover	5/31/67
7175	Milt Campbell (Plaffd, NJ) Plaffd,	7/2-3/52
40.7	Lincoln, Dallas, Tex, Austin	5/ 2/69
1:25.4	White Plains, NY, Jamaica, NY	6/ 7/66
3:11.8	Memorial, Houston, Tex, Baytrn	4/ 1/67
	Killia, Miami, Fla, Gainesville	5/10/69
7:35.6	Jackson, Queens, NY, Jamaica, NY	6/ 7/66
n	Boys, Brooklyn, NY, Jamaica, NY	6/ 7/66
17:12.2	Essex Cath, Newark, Hghlnd Pk	6/ 7/66
3:23.3	Memorial, Houston, Houston	4/ 8/67
10:03.6	Essex Cath, Newark, Phila, Pa	4/28/67

8/13/66. 6000mR, 14:49.0, France, Paris, 6/25/65. EUR: 400mR, 35.4, France, Mexico City, 10/26/68. 800mR, 1:23.8, USSR, Kiev, 9/12/61. 1000mR, 3:00.5, WG & Poland, Mexico City, 10/20/68. US: 1hr, 12m, 232y, Mike Kimball (SBAC), Alameda, Cal, 8/5/67. 6000mR, 15:26.4, US Natl team, Osaka, Japan, 10/25/64. COLL: 480HR, 56.7, Western Michigan, Lexington, Ky,

4/3/67; Kansas, Des Moines, Ia, 3/27/68. HS: 180LHs, 18.1, Steve Gannitt (Crosby, Lucino, Cal), Esano, 5/29/64; Earl McCullough (Poly, Long Beach, Cal), Norwalk, Cal, 5/29/64; Don Castronovo (Oceanside, NY), Ithaca, NY, 6/6/64. 180LH, 18.3, Bill Tipton (Central, Pontiac, Mich), Sacramento, Cal, 6/17/67. 330H, 36.7, Bob Bornkessel (North, Shawnee Mission, Kans), Mission, Kans, 4/26/68.



THREE PIECE COMBO

Port-a-Pit research and manufacturing experience has solved the cost, storage and moving problems of superior vaulting pits.

Economy Olympian Port-a-Pit is a new, hinged, two-section landing surface of Olympic quality. The Economy Port-a-Pit is mounted on a steel, six wheel carrier base. The entire unit can be rolled into position, quickly assembled and then disassembled in minutes for storage in your Port-a-Shed.

Port-a-Shed is sturdy, heavy gauge, zinc-coated steel, assembled from pre-fitted sections. Equipped with heavy-

duty removable wheels, the building can be moved as storage requirements change. Port-a-Shed buildings are available in many sizes and furnish convenient, economical storage for athletic or maintenance equipment in addition to Port-a-Pits.

The Economy Olympian Port-a-Pit, steel carrier base and Port-a-Shed are available separately or in a special, introductory combination offer. New prices include delivery from facilities in Los Angeles, St. Louis, Portland, and Franklin, New Jersey.

For full details write or call:

PORT-a-PIT

Port-a-Pit, Inc. • P. O. Box C • Temple City, California 91780 • (213) 444-6900 or 283-2568

Guide to Annual Edition Stats

Following the pattern adopted last year, all world and US information--event round-up, world ranking, world list and remaining US leaders--is lumped under event categories. This provides an easy-to-find, easy-to-read summary of each event's year. Basically, the world lists go 50-deep. Americans making it are indicated by an asterisk (*), then the remaining US athletes needed to fill out a 50-deep national chart are listed below. In lesser-contested events, the lists are shorter. Only US citizens (those eligible for US international teams) qualify for the national list, though non-Americans living in this country have their adopted US affiliation indicated. World indoor and US high school lists run separately. All of them conform with the following T&FN statistical rules:

- **Listings:** Individual entries include the mark, athlete's name, nation and/or team, size of the performance (plus meet name when there's room), qualifying code when needed, place in competition and the date. The marks are seasonal bests. If the athlete ties his best during the year, the earliest is listed (Exceptions: winning times take precedence over non-winning, and 110-meter high hurdle times go ahead of slightly-shorter 120-yard ones.). Marks naturally progress from best to worst on the lists. In case of ties, listings are alphabetical.

- **Categories:** The basic, or legal, list includes only marks that have been fully verified for accuracy and wind readings. "Incomplete Wind Info" takes in marks for which no wind report was received or reports conflicted. "Wind-aided" has only those marks that have been verified as windy (over 4.473 mph or 2.90 meters per second) and which exceed "ICW" and legal bests. "Questionable" performances lack documentation, but there is still reason to believe they could be legitimate. Obvious phonies are thrown out.

- **Timing:** Every event is treated as a separate one, and we no longer attempt to compare them with arbitrary conversions on this year-end list. The 200-meters and 220-yards, 400-meters and 440-yards (flat and hurdles), 800-meters and 880-yards lists contain only times actually recorded at those distances. The only alteration we make is eliminating metric times that are equal to or slower than yard bests. Distances over a mile are listed in fifths of seconds (.02, .04, etc.), in keeping with international rules. When we have them, photometer pictures are used for checking and adjusting non-winning times. When official summaries are obviously and blatantly in error, and we have more accurate information, times (as well as distances and heights) are adjusted.

- **Measurements:** high jump--measured in quarter-inches; listed in eighths when converted from meters. Pole vault, long and triple jumps, shot--always in quarter-inches. Discus, hammer and javelin--measured in even inches or even centimeters; listed in half-inches when converted from meters.

- **Types of Competition:** All performances must occur in authorized meets. Special cases--an athlete may be disqualified (disq), yet if his infraction in no way improved his performance we regard the mark as legitimate (his actual place is listed, but those behind him move up a notch); exhibition (ex)--an event with less than three entrants; guest (g)--an athlete entered as a non-scorer; special (sp)--an event not normally part of the meet where it occurs. The largest division of a meet usually isn't designated, but all others are: o--open; u--university; c--college; jc--junior college; f--freshman; h--high school; dec--decathlon. The various rounds are indicated: h--heat or first round; qf--

quarterfinal; sf--semifinal; q--qualifying mark that doesn't count in final placings; p--field event preliminary mark that came on a different day from the final throws or jumps; r--final race run in sections (sectional placings listed, not overall).

- **Other Abbreviations:** n--non-winning time; r--time recorded en route to a longer distance; w--wind-aided; i--incomplete wind information; t--tie; (-)--best legal jump in competition where place was determined by a windy one; y--yard or mile time (not converted); m--metric time; dnf--did not finish.

- **Seasonal Limits:** The US and world lists cover the calendar year of 1969. Indoor list takes in the 1968-69 season (November to April). The high school year runs from Sept. 1, 1968, to Aug. 31, 1969.

- **Affiliations:** A single athlete may run for both a college and a club, or a military team and a club. The primary one takes precedence--school in the case of the student and military in the case of the serviceman. The affiliation listed is the one he had when he set his mark. Graduating high school and college seniors normally move into a new category on Sept. 1. They are unattached or newly-affiliated after that date. Freshmen in college: F--non-varsity man at a four-year school; /F--competes full-time with the varsity.

A Special Thanks To Correspondents

As the quality of statistical information improves, hopefully, each year, it is due as much to the increased support of many coaches, newspaper writers, sports publicity directors, athletes, correspondents and fans as the improvements we have instituted here. We thank them all heartily, for there is no question that this issue in particular would never see print if it weren't for all these loyal contributors. Particular thanks go to those statistical experts who proof-read copies of the lists and stopped many embarrassing errors from reaching print. These sharp helpers are Paul Adams, Bill Ahrens, Marc Bloom, Bob Brennan, Ed Chay, Syd DeRogier, Jim Dunaway, Stan Eales, Frank Fattrek, Hugh Gardner, Tom Gleason, Ed Grant, George Grenier, Tom Jennings, Bob Lord, Jack Pfeifer, Don Potts, Rick Smith, Vern Sheuring, and John Wenos.

T&FN's 23rd Annual Ranking

R. L. Queretani's and D. H. Potts' combined efforts have produced, for the 23rd year, Track and Field News' authoritative World Ranking. Queretani, the magazine's European editor, and Potts, associate editor emeritus, used their established formula to come up with the 10 top athletes per event. Weighed are an individual's (1) honors won; (2) win-loss record; (3) sequence of marks. Rankings aren't necessarily a duplication of world list (where the year's best performance is the only consideration), nor are they an opinion on how the leaders might place in an idealized event.

As was done last year, all information on an event is lumped for ready reference. Each event section begins with a quick look at the year's highlights and a short comment on the rankings. Then comes the statistical data on Queretani's and Potts' top 10, followed by the world list and the US additions to that list (each of those charts contain roughly 50 performers).

Explanation of Records

Records aren't as clear-cut as they might appear at first glance. A little explanation is needed on what makes a record what it is and who recognizes it as such. World, American and collegiate--along with American indoor--marks are rather simple. Official governing bodies in the three areas rule on the acceptability of record performances. We reprint their lists. Junior colleges and high schools don't have all-inclusive organizations overseeing them, so T&FN's records committee maintains records for them--using as stiff standards as the IAAF (world records), AAU (American) and NCAA (collegiate). Our sets of junior college and high school marks differ with those maintained by their national offices, for reasons we'll outline shortly. (We no longer maintain a list of college freshmen bests.) Also, T&FN has its own compilation of world, collegiate, junior college and high school indoor records.

The national junior college and high school ruling bodies have rigid and highly limiting standards on acceptable marks. T&FN loosens up and allows performances from open as well as scholastic meets, non-winning as well as winning marks, records by athletes from non-member schools, marks in events seldom a part of the scholastic program, and records set outside the normal track season. As long as the athletes concerned are eligible at their schools and their performances meet our standards for wind-readings, number of competitors, number of timers, fairness of throwing areas, etc., they're approved.

There's a standard statistical year for students (both high school and college) which runs from Sept. 1 of one year to Aug. 31 of the next, and athletes (with rare exceptions for mid-year graduates) are considered in a particular class during this entire period. Those who leave school in June may still set records until Aug. 31.

Some basic rules for world and American records: World record relay teams now must include four members from the same country. However, the rule is not retroactive and Southern California's 440 mark and Oregon's four-mile still count. Field event marks made under English measurements are converted to meters and sometimes lost fractions of inches in the process... American records, naturally, are open only to US citizens. As with world relay marks, teams must have all US citizens, though Oregon got its four-mile mark before the rule took effect.

"Other records" is a random of marks in the less common events for the six divisions. Abbreviations for the record lists which follow: p--pending mark; *--best-ever in a non-recognized event; n--non-winning time; r--mark recorded en route to a longer distance; #--high school implement.

Many records in the world, American, collegiate and European categories still haven't been acted upon and are listed as pending. At our press date, we'd gotten no word from the IAAF on world record approvals. Thus, all 1969 marks are still up in the air. Four American records set at the NCAA meet await approval since no application was received by the AAU. Many collegiate bests may still be approved, but rulings on them only come yearly at the NCAA meet. Like the world marks, we've gotten no notification on the acceptance or rejection of 1969 European records--which are being included here for the first time.


1969 World, US Record Alterations

Here is a chronological random of the records--both world and American--broken and tied during 1969. *--not officially recognized; "=" equaled.

WORLD	Name/Representing	Mark/Event	Site	Date
	Kansas University (US)	9:33.0/DMedR*	Lawrence, Kans	4/19
	John Carlos (San Jose St)	9.1/100y-	Fresno, Calif	5/10
	Derek Clayton (Aus)	2:08:33.8/Marath*	Antwerp, Belg	5/30
	Romuald Kltm (SU)	244'6"/HT	Budapest, Hun	6/15
	Jorma Kinnunen (Fin)	304'13"/JT	Tampere, Fin	6/18
	Erv Hall (US/Vill)	13.2/120yHH=	Knoxville, Tenn	6/19
	Curtis Mills (US/Tex A&M)	44.7/440y	Knoxville, Tenn	6/21
	John Pennel (US/Strid)	17'104"/PV	Sacramento, Calif	6/21
	Willie Davenport (US/H Str)	13.2/120y-118mHH=	Zurich, Switz	7/4
	George Fremt (US/P Coast)	48'7"/56W*	New Britain, Conn	7/13
	Bill Toomey (US/Strid)	4123/Pent*	London, Eng	8/16
	Vladimir Dudin (SU)	8:22.2/3000mSt	Kiev, USSR	8/19
	Anatoly Bondarchuk (SU)	245'0"/HT	Athens, Gr	9/20
	Anatoly Bondarchuk (SU)	247'7 1/2"/HT	Rovno, USSR	10/13
	Bill Toomey (US)	8417/Decath	W Los Angeles, Cal	12/10-11
	AMERICAN (Those not listed above)			
	Mark Murro (Ariz St)	292'8"/JT	Tempe, Ariz	5/23
	San Jose State	33.8/440yR	Knoxville, Tenn	6/20
	Ralph Mann (BYU)	49.6/440yH=	Knoxville, Tenn	6/21
	UCLA	3:03.2/MileR	Knoxville, Tenn	6/21
	Bill Toomey (Strid)	8277/Decath	W Los Angeles, Cal	10/3-4
	Ken Moore (US)	2:13:27.8/Marath*	Fukuoka, Japan	12/7

ARNETT STARTING BLOCKS

TRULY THE CHOICE OF CHAMPIONS



There must be a reason . . .

WHY SO MANY GREAT
ATHLETES CHOOSE THE

BEST BLOCK

-NOW-

THE NEW 1970 MODEL WITH
SERRATED NON-SLIP CONTACT
BETWEEN BLOCKS AND RAIL.

DEFIES SLIPPAGE IN ANY
POSITION ALTHOUGH IT
REQUIRES ONLY FINGER
PRESSURE TO TIGHTEN.

NO INCREASE IN PRICE.

UNANIMOUSLY CHOSEN BY EVERY U.S.
OLYMPIC TEAM SINCE 1948!!

ARNETT STARTING BLOCKS are truly the "Choice of Champions." In 1947, in the National Intercollegiate at Salt Lake City, the runners in every lane in the finals chose ARNETT blocks over all others and they continued throughout their competitive careers to stick with ARNETT blocks.

The champions of succeeding years through 1969 have also chosen ARNETT blocks and stayed with them to make them truly the "Choice of Champions."

ARNETT blocks were used — one for each lane — in the 1967 Canadian Pan-American games in Winnipeg!

ARNETT blocks are now being used — one for each lane — on "Grasstex" tracks at Kentucky State University, Pasadena Rosebowl, San Jose State College, Hancock College — and many more.

75 ARNETT BLOCKS were purchased by Mexico Olympic Committee for use in 1968 OLYMPIC GAMES

Two Decades of Championship Performance

Twenty years of World Record Shattering Performances stand behind the ARNETT Block! Built for Standardization, Better Starts, Superior Performance, Less Delay and Greater Attendance. Truly the Champion Starting Blocks. Arnett is the official Starting Block for the Country's Greatest Relay Carnivals and Meets . . . Proved Year after Year in the Following Great Events:

- Penn Relays
- Compton Invitational
- Drake Relays
- Texas Relays
- Kansas Relays
- Madison Square Garden National Championships
- Third Pan-American Games
- U.S.A.-U.S.S.R.
- Los Angeles Sports Arena Indoor 1960
- Mt. San Antonio Relays
- Milwaukee Indoor Meet
- Fresno Relays
- Modesto Relays
- Los Angeles Coliseum
- IC. 4-A Indoor and Outdoor
- Canadian Pan-American and Olympic Committee Trials

. . . and most of the other great Meets throughout the United States

Wholesale School Price, F.O.B. Harbor City, Calif., Plus Tax, if any:

BLOCK, complete	\$24.00 each	Wing Nuts	\$.25 each
Rubber Foot Facings	\$1.50 each	Center Rail w/T Nail	\$10.00 each
"T" Nails	\$1.00 each	Side Blocks with Rubbers	\$5.50 each
Bolt Assemblies	\$1.50 each		

SOLD DIRECTLY TO SCHOOLS

Look for R. W. ARNETT U.S. Pat. No. 2323510 Cast in the Top of every ARNETT BLOCK

Arnett Starting Block Co.

A Division of
Reo Enterprises, Inc.

P.O. BOX 368 • HARBOR CITY, CALIF. 90710 • (213) 775-2844

Post-Olympic Refocus

by Joe Henderson

Last year had all the elements that made it a tough one to follow--an Olympics combining with altitude to produce explosive, emotional track happenings that all but overwhelmed the senses. The track man and the track fan, as a whole, were somewhat drained by the experience. And on its highest levels, the sport needed a quiet year like 1969 to regain pre-Mexico equilibrium.

Without an Olympic focus and without the benefit (and the hindrance) that made for dramatic moments itself of 1½-mile elevations, the track world passed through a down-to-earth season that wasn't at all dull but wasn't overly dramatic, either. The only important international gatherings were the European championships and, on a smaller scale, the US-USSR-Commonwealth and Americas-Europe matches. Record activity was light--world marks in six events, plus two ties--and the margins of revision were rather small.

The key trend of the post-Olympic year was how individuals reacted to their success (or absence of it) in Mexico City and how power shifted into new hands faster than it normally might. Athletes fell into four categories--retirees, those who let up this year but figure they'll return, a group continuing the good competing they did in 1968 (or seeking to recoup losses), and the continuing inflow of new stars to adequately replace the old.

Most Olympic champions stayed in the sport, Jim Hines being the only one who didn't try track at all. This fact made the successes of non-champions more significant. Al Oerter and Tommie Smith retired during the season but not before competing. A much larger group spent the year in semi-seclusion, for one reason or another venturing into major competition only rarely. The Africans--the prominent figures of 1968--were barely visible in 69. Intermediate hurdler Dave Hemery switched, at least temporarily, to the highs and decathlon. Americans Randy Matson, Dick Postbury and Bob Beamon weren't as active or as impressive as last year.

1969's Best Performances

Here, according to the Portuguese Scoring Tables, are the year's dozen best performances. Vaulters own nine of the 12 marks.

1049	John Pennel (US) 17'10½"/PV	1039	Bob Seagren (US) 17'7"/PV
1046	John Carlos (JS) 20.0/200m	1039	Bob Seagren (JS) 17'7"/PV
1044	Ricky Bruch (Swe) 223'3½"/DT	1038	Wolfgang Nordwig (EC) 17'6½"
1044	Dick Railsback (US) 17'8½"/PV	1038	Bob Seagren (US) 17'6½"/PV
1044	Bob Seagren (US) 17'8½"/PV	1038	Bob Seagren (US) 17'6½"/PV
1039	John Pennel (US) 17'7"/PV	1037	John Carlos (US) 9.1/100y

The lesser medalists--and non-medalists--from Mexico contributed substantially to whatever highlights 1969 contained. Don't underestimate the power of frustration. George Young experienced it last fall, and came back to take it out on various indoor tracks. He scooted through the season unbeaten, set world records at two- and three-miles at the end, then retired at the peak of his powers. After his bronze medal at Mexico City, John Carlos returned to tie a world record in the 100 and assume absolute control in the half-lap dash. Javelin silver medalist Jorma Kinnunen boosted the world record by almost a meter to 394'1½" before injuring his knee. High hurdles second-placer Ery Hall couldn't take over from better-than-ever Willie Davenport, but Hall did tie the world record. With a none too satisfying bronze medal in his collection, Ludvik Danek returned to do the longest discus throwing of his life. He got a European record during his US tour. John Pennel made up for the pole-under-the-bar incident of the Games by retaking the world vault record. With altitude a bitter memory, Ron Clarke bounced back with a rash of great 5000s and 10,000s. Anatoly Bondarchuk didn't even get to the Olympics, though he was a 232-foot hammer thrower in 1968. This year he was the best anywhere, beating world record holding countryman Romuald Klim in the US, winning the European championship with a world mark and later putting that record out to 247'7½".

Bill Toomey, Davenport and Viktor Sanev all had similar situations. Toomey had proved his decathlon dominance man-to-man, but the record had eluded him. It remained equally elusive through 49 weeks of 1969... and nine Toomey decathlons. Twice he'd come within 50 points of the record. Finally, in mid-December, Bill raised it to 8417. Davenport had tied the world high hurdles mark twice, but both times were tossed out. He got his acceptable 13.2 in July, after an indoor season where he got marks at 43-, 50-, 60-, 70-, and 120-yards. Sanev's Mexico City world record had the taint of altitude on it. The tendency was to give more credit to the thin air than to the man, and Jozef Schmidt's sea-level 55'10½" was still an imposing barrier. Sanev confirmed his ability to jump anywhere by doing a legal 56'3¼" and a barely-windy 56'10½"--comparing favorably to his Mexican 57'¾".

Newly emerging powers were abundant. They always are in this sport. Curtis Mills upstaged Olympic medalists Lee Evans and Larry James with a world record in the NCAA quarter-mile. In the same meet, Marty Liquori spurted ahead of Jim Ryun in the mile. Bondarchuk took over from Klim and Gyula Zalotzky. Dick Taylor stumped Clarke a couple of times in the distances. Naf-tali Bon did the same to Ralph Doubell at two laps. Ricky Bruch came quite close to relieving Jay Silvester of his world discus record. East German shot putters suddenly occupied five of the top eight places on the year's list. Obscure names now sound familiar: Ivory Crockett and Valeriy Burzov in the short sprints, Mikhail Zhelev and Vladimir Dudin in the steeplechase, Ralph Mann and Nick Lee in the intermediates, and on and on.

There was some looking back during 1969, comparing the year with the one before. But that's all but past. The names in the previous paragraph are proof enough that plenty of new people already are pursuing vigorously a course leading to Munich. Their big happenings are ahead of them. With this pressure, established athletes can't afford to be anything except forward-looking if they want to hold the positions they've earned. These two groups' interaction creates a pleasant situation for track fans where they don't often have to look anywhere but the present for their kicks. In its rather quiet way, even 1969 had plenty,

T&FN's Seventh Annual US Ranking

by D. H. Potts and Dick Drake

Like its older brother, the World Ranking, the US Ranking reflects the post-Olympic shuffle in track leadership. Only five of the 1968 national leaders repeated in 1969--Olympic champions Lee Evans, Willie Davenport, Bob Seagren and Bill Toomey, plus Jay Silvester.

The same criteria are used to rank US athletes as are used for world elite: (1) honors won; (2) win-loss record, and (3) sequence of marks. Ranking is not based on the best mark for each man, nor are athletes listed in the order in which the compilers believe they would have finished in an idealized contest. The US athletes stay in the same order here as they appeared in World Ranking.

100y/100m:	1. Carlos 2. Crockett 3. Greene 4. Gray 5. Taylor 6. R. Smith 7. Ford 8. Hart 9. Hawken 10. Vaughan
200/220:	1. Carlos 2. Randolph 3. Vaughan 4. Ford 5. Evans 6. Scheurer 7. Hart 8. Hurd 9. Collett 10. Bright
400/440:	1. Mills 2. Evans 3. Turner 4. James 5. Kemp 6. Wehrwein 7. Garrison 8. Van Hofwegen 9. Coffee 10. Ribel
800/880:	1. Luzina 2. Johnson 3. Sandison 4. Matina 5. Winzeard 6. J. Perry 7. Paul 8. Schultz 9. Endicott 10. Collins
1500/Mile:	1. Liquori 2. Ryan 3. Mason 4. Bair 5. LaBenz 6. Day 7. Lawson 8. Brown 9. Kivlan 10. Michael
3Mile/5000:	1. Smith 2. Lindgren 3. Prefontaine 4. Bachelor 5. Oleson 6. Shorter 7. Jobski 8. Wiebe 9. Coolidge 10. Nightgale
6Mile/10,000:	1. Bachelor 2. K. Moore 3. Shorter 4. Hoffman 5. Wiebe 6. Coolidge 7. McKillip 8. Nelson 9. Colehour 10. O. Moore
Steeple:	1. Maaley 2. Brown 3. Price 4. Reilly 5. Barkley 6. Donnelly 7. Savage 8. McCubbin 9. Nightingale 10. Sink
High Hurdles:	1. Davenport 2. Coleman 3. Hall 4. Power 5. Powers 6. High 7. Byers 8. Carty 9. White 10. Hill
Intermediate Hurdles:	1. Lee 2. Mann 3. Wood 4. Williams 5. Whitney 6. Atkins 7. McCrary 8. Wharton 9. Kelly 10. Vanderstock
High Jump:	1. Burrell 2. Posbury 3. Jourdan 4. Brown 5. McGill 6. C. Johnson 7. Allen 8. Voss 9. Caruthers 10. Heikkila
Pole Vault:	1. Seagren 2. Pennel 3. Railsback 4. Carrigan 5. Vaughn 6. Philard 7. L. Smith 8. S. Smith 9. Chen 10. Hanna
Long Jump:	1. Whitley 2. Beamon 3. Hines 4. Proctor 5. Shinaick 6. Royster 7. Robinson 8. Horn 9. H. Jackson 10. Anderson
Triple Jump:	1. Craft 2. Tate 3. Horn 4. Tiff 5. H. Jackson 6. Piersol 7. Rogers 8. L. Jackson 9. Watkins 10. May
Shot Put:	1. Scheinhauer 2. Matson 3. Salb 4. Oldfield 5. B. Wilhelm 6. S. Wilhelm 7. Hubbell 8. Heaton 9. Osteich 10. Marcus
Discus Throw:	1. Silvester 2. Cole 3. Oerter 4. Carlson 5. Vollmer 6. Drescher 7. Kohler 8. Powell 9. Neville 10. Morton
Hammer Throw:	1. Freeman 2. Connolly 3. Gage 4. Hart 5. Hall 6. Pangura 7. Pryde 8. Zilincar 9. DeAustromont 10. D. Narcesstian
Javelin Throw:	1. Murro 2. Cavelli 3. Collins (Clemson) 4. Samsky 5. Skinner 6. Tipton 7. Stuart 8. Reiss 9. Stenlund 10. Waddell
Decathlon:	1. Toomey 2. Sloan 3. Bannister 4. Bennett 5. Warkentin 6. Bizzarro 7. Johnston 8. Hodge 9. Pannel 10. Kenward

Athletes of 23 Years

This is a listing of the world, US and high school athletes of each year since the inception of this publication in 1948 as selected by the staff or the international panel of experts of Track & Field News.

Year	World	United States	High School
1947	Harrison Dillard (US)	Harrison Dillard	Carl Joyce
1948	Harrison Dillard (US)	Harrison Dillard	Bob Mathias
1949	Fortune Gordien (US)	Fortune Gordien	George Brown
1950	Emil Zatopek (Czech)	Dick Attlesey	Steve Turner
	Dick Attlesey (US)	Jim Fuchs	
	Jim Fuchs (US)		
1951	Emil Zatopek (Czech)	Bob Richards	Leon Patterson
1952	Emil Zatopek (Czech)	Bob Mathias	Milt Campbell
1953	Mal Whitfield (US)	Mal Whitfield	Don Vick
1954	Purry O'Brien (US)	Parry O'Brien	Monte Uphaw
1955	Sandor Iharos (Hung)	Jim Golliday	Charley Dumas
1956	Vladimir Kuts (SU)	Bobby Morrow	Jerry White
1957	Bob Gutowski (US)	Bob Gutowski	Jim Brewer
1958	Glenn Davis (US)	Glenn Davis	Dallas Long
1959	Martin Lauer (Ger)	Ray Norton	Rex Cawley
1960	Rafer Johnson (US)	Rafer Johnson	Mel Renfro
1961	Ralph Beaton (US)	Ralph Boston	Ulis Williams
			Tom Sullivan
1962	Peter Snell (US)	Al Oerter	Forrest Beatty
1963	C. K. Yang (For)	Bob Hayes	Randy Matson
1964	Peter Snell (NZ)	Bob Hayes	Gerry Lindgren
1965	Ron Clarke (Aus)	Randy Matson	Jim Ryun
1966	Jim Ryun (US)	Jim Ryun	Tim Danielson
1967	Jim Ryun (US)	Jim Ryun	Jerry Proctor
1968	Bob Beamon (US)	Bob Beamon	Reynaldo Brown
1969	Bill Toomey (US)	Bill Toomey	Casey Carrigan

100 YARDS-100 METERS

Carlos Spurts Record 9.1, Windy 9.0

John Carlos reigned as the king of sprinters during 1968. Two close losses, one to Charlie Greene and the other to upstart Ivory Crockett, marred an otherwise flawless year--one which included history's first nine-flat 100-yard dash (albeit wind-aided). A share of the global 100 yard mark, repeated fast times and a string of international victories secured the top position for Big John. Hermes Ramirez lost twice too, but early in the year, and then swept all before him in Europe to finish second. Lennox Miller was his usual reliable self, although confining himself for the most part to collegiate competition, and pushed Carlos at the NCAA to claim his season's best and third spot. Young Crockett established his credentials in winning the AAU but couldn't top Carlos.

again; he was still clearly ahead of everyone else. Valeriy Borzov surprised with his European and national record equaler--after being injured early--and then cemented fifth with his narrow European title win. Greene also had injury troubles but defeated Carlos before them and then nabbed third in the AAU. Mel Gray traded wins with Oliver Ford frequently but went on to place fourth in both the NCAA and AAU, while Ford called it a season following his NAIA win. The final two positions were difficult to fill. Detlef Lewandowski, the East German champ, seemed to be Europe's second best. Although injury kept him from the Athens meet, his record was good enough to place him ninth. Tenth finally went to freshman Robert Taylor, who twice ran 9.2 and then placed fifth in the AAU.

1. JOHN CARLOS (US/San Jose St)

9.5y	(1)	Dogwood Rlys	4/19
9.2y	(1)	Mt SAC Rlys	4/26
9.0yw	(1)	San Jose	5/ 3
9.1y	(1)	W Coast Rlys	5/10
10.1	(2)	King Games	5/18
10.1	(1)	California Rlys	5/24
9.5y	(1)	Col-Camp	6/ 7
9.3y	h(1)	NCAA	6/19
9.1yw	a(1)	NCAA	6/20
9.2y	(1)	NCAA	6/20
9.3y	h(1)	AAU	6/28
9.3y	(2)	AAU	6/28
9.4y	(1)	Honolulu	7/12
10.2	(1)	v USSR, BC	5/18
10.3	(1)	Malmo	7/24
10.2	(1)	Amer v Eur	7/30
10.1	(1)	v W Germany	8/ 5
9.9w	(1)	Indian Summer	9/12

2. HERMES RAMIREZ (Cuba)

10.2	(2)	Havana	5/23
10.3	(2)	Turin	6/ 2
10.2	(1)	Kusocinski Mem	6/19
10.2	(1)	Walbrzych	6/22
10.3	(1)	Znamenskiy M	7/ 2
10.0	(1)	Zurich	7/ 4
10.5	(1)	Cologne	7/ 8
10.3	(1)	Munich	7/12
10.1	(1)	Munster	7/17
10.1	(1)	Waltrop	7/18
10.2	(1)	Blankenbergh	7/27
10.2	(1)	Siena	8/ 3
10.4	(1)	Cent Amer Ch	8/18

3. LENNOX MILLER (Iamateca/Sn Cal)

9.5y	(3)	Santa Barbara	3/22
9.4y	(1)	Los Angeles	3/29
9.6y	(1)	Los Angeles	4/12
9.5y	(1)	Stanford	4/19
9.4y	(1)	Pullman	4/26
9.3yw	(1)	Los Angeles	5/ 3
9.3yw	(1)	Pac-8	5/17
9.4y	(3)	Kennedy Gms	5/31
9.2y	(2)	NCAA	6/20

4. IVORY CROCKETT (US/unat)

9.5y	(1)	USTPF	6/14
9.3y	(1)	AAU	6/28
9.4y	(2)	Honolulu	7/12
10.3	(2)	v USSR, BC	7/18
10.0w	(2)	Indian Summer	9/12
10.4	(1)	Pan-Pacific	9/28



Prominent members of sprinting's "youth movement"--(left to right) Mel Gray, Larry Highbaugh and Earl Harris--proved that movement to be fast indeed in 1968. Sophomore Gray dashed 9.3 and a windy 9.1, placed fourth in both national meets and was

an international relayist. He ranks seventh globally. Soph Highbaugh clocked 9.3 to win the Big 10 title (and also won the conference long jump) while junior Harris raced to a 9.2 clocking. (Photo by Don Chadez)

5. VALERIY BORZOV (Soviet Union)

11.1	(8)	Moriecamp (inj)	6/11
10.4	(1)	Moscow	9/ 7
10.2	h(1)	DSSR Champs	4/17
10.0	(1)	DSSR Champs	5/18
10.4	(1)	European Ch	9/17
10.2	(1)	Pyotigorsk	10/ 5
10.1	(1)	Kalchik	10/10

6. CHARLIE GREENE (US/Pt MacAry)

9.3y	sp(1)	Kansas Rlys	4/19
9.4y	sp(1)	Drake Rlys	4/26
9.3yw	(4)	San Jose	5/ 3
10.1	(3)	King Games	5/18
10.1	(-)	Kennedy (inj)	5/31
9.4y	(3)	AAU	6/28
9.6y	(1)	Cork	7/ 8
10.4	(2)	v W Germany	8/ 5

7. MEL GRAY (US/Missouri)

9.3yw	(1)	Arkansas Rlys	3/29
9.7y	(2)	Texas Rlys	4/12

9.3y (1) Kansas Rlys 4/19

9.3y	sp(2)	Kansas Rlys	4/19
9.4y	(1)	Drake Rlys	4/26
9.3y	(1)	Big 8 Conf	5/17
9.4y	(1)	Kennedy Gms	5/31
9.3y	h(1)	NCAA	6/19
9.1yw	s(1)	NCAA	6/20
9.3y	(4)	NCAA	6/20
9.3yw	s(1)	AAU	6/28
9.4y	(1)	AAU	6/28
9.6y	(3)	Honolulu	7/12

9. OLIVER FORD (US/Southern)

9.6y	(1)	Texas Rlys	4/12
9.5y	(2)	Baton Rouge	4/19
9.4y	(1)	SWAC	5/10
10.2	(2)	California Rlys	5/24
9.4y	(2)	Kennedy Gms	5/31
9.5y	(1)	NAIA	6/ 6
9. DETLEV LEWANDOWSKI (E Ger)			
10.4	(1)	Berlin	5/21

10.3 (1) Leipzig 5/31

10.7	(1)	Sofia	6/ 2
10.4	(1)	Berlin	6/18
10.1	h(1)	Berlin	7/20
10.1	(1)	Berlin	7/20
10.3	(3)	Leipzig	7/27
10.2	s(1)	E German Ch	8/ 1
10.2	(1)	E German Ch	8/ 1
11.0	(4)	Halle	10/11

10. ROBERT TAYLOR (US/Tex St)

9.7y	(4)	Texas Rlys	4/12
9.5y	(3)	Baton Rouge	4/19
9.5y	(2)	Houston	5/ 3
9.4y	(2)	SWAC	5/10
9.4yw	(2)	Beaumont	5/17
9.4yw	(1)	Houston	5/24
9.2y	(2)	Houston	5/30
9.3y	(1)	Houston	6/14
9.3yw	s(3)	AAU	6/28
9.4y	(5)	AAU	6/28

World List

100 YARD DASH

9.1	*John Carlos (US/San Jose St)	Fresno (1)5/10
9.2	*Mike Goodrich (US/Ind)	Des Moines h(1)4/25
9.2	*Earl Harris (US/Okl)	St Stillwater (1)4/22
9.2	*Eddie Hart (US/C Costa JC)	Sacramen (2)6/21
9.2	*Doug Hawken (US/Glendale CC)	Sacra (1)6/21
9.2	*Andy Hopkins (US/H Strid)	Houston (2)5/30
9.2	Lennox Miller (Jam/Sn Cal)	Knoxville (2)6/20
9.2	*Robert Taylor (US/Tex St/F)	Houston(1)6/14
9.3	*Kirk Clayton (US/San Jose St)	Knoxville(1)6/19
9.3	Ivory Crockett (US/unat)	Miami, Fla (1)6/29
9.3	*Warren Edmondson (US/Merr JC)	Cupco(1)4/26
9.3	Mike Fray (Jani/El Paso)	El Paso (1)4/ 5
9.3	*Mel Gray (US/Mo)	Lawrence, Kan c(1)4/19
9.3	*Charlie Greene (US/unat)	Lawrence (1)4/19
9.3	*Earnest Haynes (US/Tex A&I/F)	Billh(1)6/ 6
9.3	*Jacob Henry (US/Sat Ross St)	Alpine (1)5/ 1
9.3	*Larry Highbaugh (US/Ind)	Bloomings(1)5/ 3
9.3	*Willie McGee (US/Miss HS)	Sacram (1)6/14
9.3	*Mickey Mathews (US/Kans)	Knoxville h(1)6/19
9.3	*Randy Montgomery (US/Weber St)	Op(1)4/26
9.3	*Reggie Robinson (US/UCLA)	Knoxville h(2)6/19
9.3	*Ronnie Ray Smith (US/SJ St)	Knoxville (3)6/20

9.4	Stan Alotey (Ghana/LA St)	Claremont (1)3/29
9.4	*Ronnie Allen (US/Baylor)	Houston (3)6/14
9.4	*Adam Banks (US/Sac St)	San Francis (2)5/17
9.4	*Ken Burroughs (US/Tex St)	Houston (1)5/ 3
9.4	*Jackie Colbert (US/Lamar T/P)	Hous (1)5/28
9.4	*Rich Coulter (US/Sn Cal)	Knoxville h(3)6/19
9.4	*Willie Decker (US/LACC)	Fresno jc(2)5/10
9.4	*Kevin Flanagan (US/Army)	Annapolis (1)5/31
9.4	*Oliver Ford (US/Sn)	Baton Rouge (1)5/10
9.4	*Bill Gaines (US/unat)	Fresno, Cal (2)5/10
9.4	*Albert Hughes (US/Wichita St)	Stillwa(2)4/22
9.4	*Bill Hurd (US/N Dame)	Williamshurg (1)4/ 8
9.4	*Harrington Jackson (US/El Paso/F)	EP(2)4/ 5
9.4	*Fred Kaller (US/Sn Cal)	Knoxville 3(1)6/19
9.4	*William Miller (US/H Strid)	B Rouge (2)5/10
9.4	*Norbert Payton (US/Merritt JC)	Cupco(1)4/26
9.4	*David Perkins (US/Artz HS)	Sacramen(2)6/14
9.4	*Jack Phillips (US/Crambling B)	Rouge-(2)5/10
9.4	*Tom Randolph (US/Wn Mich)	Knoxville h(2)6/19
9.4	*Phillip Reeves (US/Fresno CC)	Cupco(3)4/26
9.4	*Bob Reifer (US/JC Davis)	San Franc (2)5/17
9.4	*Charlie Rushing (US/Redlands)	Redln (1)5/17
9.4	*Lorenzo Russell (US/Pepp)	Fresno (1)5/ 9
9.4	*Gerald Tinker (US/Ga HS)	Sacramen (2)6/14
9.4	*Ben Vaughan (US/Ga Tech)	Houston (2)5/30
9.4	*Gary Wagner (US/Tenn)	Knoxville (1)5/17
9.4	*Rockie Woods (US/Tex A&M)	Laur c(2)4/19

Wind-Aided:

9.0	*John Carlos (US/San Jose St)	San Jose (1)5/ 3
9.1	*Mel Gray (US/Mo)	Knoxville, Tenn s(1)6/20
9.2	*Bob Brown (US/unat)	Flagstaff, Ar (1)5/ 3
9.2	*Bill Gaines (US/unat)	San Jose, Cal (1)4/19
9.2	*Bill Hurd (US/N Dame)	B Green, Oh (2)6/ 6
9.2	*Ronnie Allen (US/Baylor)	Dallas r(1)4/ 5
9.2	*Date Bernauer (US/Rice)	Arlington (2)5/ 8
9.3	*Cliff Branch (US/Wharton JC)	Pasada h(1)3/22
9.3	*Ken Carl (US/Tex HS)	Houston h(1)3/29
9.3	*Don King (US/La Tech)	Natchitoches (1)4/28
9.3	*Fred Kuller (US/Sn Cal)	Corvallis (2)5/17
9.3	Don Quarrie (Jam)	Miami, Fla s(5)6/28
9.3	*Orin Richburg (US/Kent St)	B Green h(3)6/ 7
9.3	*Willie Turner (US/Ore St)	Corvallis (2)5/17
9.3	*Rockie Woods (US/Tex A&M)	Knox s(3)6/20

US Additions

9.5	Bernard Austin (Su/15)	Baton Rouge (4)5/10
9.5	Seaborn Bowens (Cal HS)	Stockton (1)3/25
9.5	Cliff Branch (Wharton JC)	Lafayette (1)4/ 5
9.5	Jerry Bright (Ariz St)	Fresno h(1)5/10
9.5	Preston Carington (Soldier Co JC)	GC (2)5/17
9.5	Herman Garner (Pisk)	Philadelphia (1)4/26
9.5	Mike Chavis (Mo HS)	Mexico, Mo (1)6/ 7

9.5	Al Coffee (LSU/P) Baton Rouge	(1)3/22	9.4	Tyrene Brown (Mc) Baltimore	(1)6/21	10.2	Philippe Clerc (Switz) Zurich, Swi	(3)7/ 4
9.5	Josh Collins (Clemson) Durham	h(1)3/10	9.4	Freston Carrington (Butler C JC) NJ D	(1)5/10	10.2	Reto Dieri (Switz) Zurich, Switz	(1)7/96
9.5	Bob Daniels (Tex A&I) Houston, Tex	(2)3/26	9.4	Roger Dunn (McNeese St) Nacchitoch	(2)4/26	10.2	Heinz Erbstosser (BG) Magdeburg	(1)5/19
9.5	Roy Davis (Tex HS) Hereford, Tex	(1)3/22	9.4	Merlin Eck (SML) Dallas, Tex	r(1)4/ 5	10.2	*Oliver Ford (US/Sn) Modesto, Cal	(2)5/24
9.5	Albert Hearvey (Cal HS) Los Angeles	(1)3/27	9.4	Albert Hearvey (Cal HS) Van Nuys	(1)3/14	10.2	Gunter Gollas (BG) Berlin, EG	s(2)8/ 1
9.5	Jerry Hill (Ohio St) Gainesville, Fla	(1)3/22	9.4	Carl Hight (LSU) Knoxville, Tenn	h(1)5/17	10.2	Peter Haase (EG) Berlin, BG	(2)7/24
9.5	Robert Hauk (NJ HS) Sacramento, Ca	(4)6/14	9.4	Jerry Hill (Ohio St) Lexington, Ky	h(1)4/ 4	10.2	*Doug Hawken (US/Glendale CC) Turin	(1)6/ 2
9.5	Jeff Horsley (Ariz St/P) Tempe	(3)3/ 8	9.4	Jeff Horsley (Ariz St/P) Flagstaff	(1)5/17	10.2	*Bill Hurd (US/N Dame) Modesto	(3)5/24
9.5	Frank Johnson (Kans HS) Sacramento	(4)6/14	9.4	Bobby James (B Green St) B Green, O	(1)5/ 3	10.2	Nikolay Ivanov (SU) Kiev, USSR	(3)8/16
9.5	Bob Kerr (Rutgers) Rantico, Va	(1)5/ 8	9.4	Tom Jones (P MacA) Glendale, Cal	(1)5/17	10.2	Ladislav Kriz (Czech) Prague, Cze	(1)9/ 4
9.5	Don King (La Tech) Ruston, La	(1)4/23	9.4	Tom Lines (T-birds TC) Seattle	(1)8/ 1	10.2	Aleksandr Lebedyev (SU) Kiev	q(1)8/17
9.5	Jeff Litvak (Okla St) Stillwater, Okla	(3)4/22	9.4	Roland Merritt (Mo) Washington DC	(1)4/ 5	10.2	Gert Metz (WG) Schwetzingen, WG	(2)8/31
9.5	Phil Lusk (Tex HS) San Antonio	h(1)3/22	9.4	Clyde Peach (Baylor) Dallas, Tex	r(2)4/ 5	10.2	Leonid Mikishev (SU) Kiev	q(1)8/17
9.5	Dave Masters (Cal) Fresno, Cal	h(2)5/10	9.4	Mel Pender (P MacA) Miami, Fla	h(4)6/28	10.2	Juan Morales (Cuba) Waltrop	(2)7/19
9.5	Larry Mathews (unat) Victoria, BC	(2)6/21	9.4	Harvey Ryan (Okla HS) Okla City	(1)5/24	10.2	Nathan (Uganda) Kampala, Uganda	h(2)8/ 8
9.5	Julio Meade (Kans) W Los Angeles	(1)3/29	9.4	John Smith (Tex HS) Pasadena, Tex	(1)4/26	10.2	Gunter Nickel (WG) Schwetzingen	(1)8/31
9.5	Robert Medlock (ACC) Corpus Chris	(1)3/29	9.4	Joe Young (N Okla JC) Wilburton, Ok	(1)5/10	10.2	Zenon Nowosz (Pol) Warsaw, Pol	(3)6/19
9.5	Roland Merritt (Md) Annapolis, Md	(1)4/19	Questionable:			10.2	*Ronnie Ray Smith (US/SJSt) Villanov	(3)5/18
9.5	Danny Moore (EIAJC) Fresno	jc(4)5/10	9.4	Stan Foster (Pembroke St)		10.2	German Solta (Cuba) Waltrop	(3)7/19
9.5	Donnie Morris (Tex HS) Amarillo	(1)3/29	9.5	Anthony Ambush (Frederick, Md)		10.2	Volker Stockel (WG) Schwetzingen	(1)8/29
9.5	Jack Morrison (Pacific) Fresno	ch(2)5/ 9	9.5	Don Christianson (NY HS) Seaford	(1)4/ 6	10.2	Jorge Vizcarrando (PR) Puerto Rico	(1)10/25
9.5	Rufus Odem (Triality) Ft Sam Hous	(1)4/ 5	9.5	Vernon Guest (Ark St)		10.2	Gerhard Wucherer (WG) Schwetzingen	(1)8/30
9.5	Clyde Peach (Baylor) Abilene, Tex	(1)4/ 1	9.5	Clarence Harris (N Id JC) Cheney	(1)5/ 7	10.2	Viktor Zarkin (SU) Kharkov	(1)5/14
9.5	Ray Pollard (Morgan St) Baltimore	(1)4/15				Wind-Aided:		
9.5	Gene Pouncy (Tex HS) Dallas, Tex	(1)3/29				9.9	*John Carlos (US/San Jose St) S.L. Tahoe	(1)9/12
9.5	Joe Profit (Nt. La St) Monroe, La	(1)5/ 3				10.0	*Ivory Crockett (US/Sn Ill) S.L. Tahoe	(2)9/12
9.5	Ernie Provost (Hayward St) San Fran	(1)4/12				10.1	Philippe Clerc (Switz) Zurich, Switz	(1)6/ 8
9.5	Dave Reeves (Emp AC) Fresno	h(3)5/10				10.1	Francois Saint-Gilles (Fr) Font. Romu	(1)8/16
9.5	William Ritchie (Howard) Baltimore	(1)5/10				10.1	*Larry Scheurer (US/Wash St) SL Tahoe	(3)9/12
9.5	Roy Robinson (Mont) Missoula	(1)5/17				10.1	Gerhard Wucherer (WG) Paris, Fr	(1)6/11
9.5	Willie Robinson (Cal HS) Sacramento	(5)6/14						
9.5	Gary Thacker (BYU) El Paso, Tex	(2)4/ 5						
9.5	Ken Thompson (Fla HS) Sacramento	(7)6/14						
9.5	Willie Turner (Ore St) Eugene, Ore	(1)5/10						
9.5	Richard Villacelli (Ill HS) Hillside	(1)4/26						
9.5	John Warden (SW Tex St) Ft Sam Hou	(2)4/ 5						
9.5	Jackie White (Cal HS) Santa Ana	(1)4/23						
9.5	Stan Whitley (Kans) Carbondale, Ill	(2)5/ 3						
9.5	Floyd Williams (N Car C) Durham	(1)5/ 3						
9.5	Jerry Williams (Athens) Berkeley	(1)5/17						
Incomplete Wind Information:								
9.5	Marty Corcoran (SW Mo St) Maryville	(2)5/10						
9.5	Clyde Duncan (H Strid) Modesto	h(4)5/24						
9.5	Albert Holmes (SW Mo St) Maryville	(1)5/10						
9.5	Jerry Proctor (Reilands) Redlands	(1)4/22						
Wind-Aided:								
9.4	Bob Ballard (Cerritos JC) Modesto	jc(3)5/24						

World List

100 METER DASH

10.0	Valeriy Borzov (SU) Kiev, USSR	(1)8/18
10.0	Hermes Ramirez (Cuba) Zurich, Sw	(1)7/ 4
10.1	Hormann Burde (EG) Berlin, EG	(1)7/24
10.1	*John Carlos (US/San Jose St) Modesto	(1)5/24
10.1	William Dralu (Uganda) Kampala	h(1)8/ 8
10.1	*Charlie Greene (US/unat) Villanova	(1)5/15
10.1	Aleksandr Kornelyuk (SU) Uzhgorod	(1)10/27
10.1	Detlef Lowandowski (EG) Berlin	h(1)7/20
10.1	Pablo Montes (Cuba) Havana, Cuba	(1)5/23
10.1	Paul Nash (S Afr) Krugersdorp	(1)11/15
10.1	*Mel Pender (US/Pt MacA) Pottiers	s(1)7/13
10.1	Ed Roberts (Trin/Spts Int'l) Milan	(1)7/ 2
10.2	Sergey Abalikhin (SU) Moscow	(1)7/12
10.2	Fernando Acevedo (Peru) Quito	s(1)10/ 6
10.2	Charles Asati (Ken) Walbrzych	(2)7/22
10.2	Raimund Bethge (EG) Berlin, EG	h(1)8/ 1
10.2	Ludvik Bohman (Czech) Prague	(3)9/ 6
10.2	Josef Celis (Czech) Prague, Czech	(2)9/ 6

US Additions

10.3	Ivory Crockett (unat) Los Angeles	(2)7/18
10.3	Willie Davenport (I Strid) Milan, Ita	(2)7/13
10.3	Earl Harris (Okla St) Modesto, Cal	(4)5/24
10.3	Dalton LeBlanc (P MacA) Pottiers	s(2)7/13
10.3	Bill Toomey (Strid) W Los Ang	dec(1)12/10
10.4	Bill Gaines (unat) Villanova, Pa	(4)5/18
10.4	Eddie Hart (C Costa JC) Eskilstuna	(1)8/ 6
10.4	Ben Vaughan (Ga Tech) London, Eng	(1)8/12
Incomplete Wind Information:		
10.4	David James (unat) Lausanne, Switz	(2)10/
Wind-Aided:		
10.2	Eddie Hart (C Costa JC) Vaxjo, Swe	(1)8/ 5

200 METERS-220 YARDS

Carlos Totally Dominates

No sprinter reached the finish line of a 200-meter/220-yard race before John Carlos so there couldn't have been a more obvious choice for first. Carlos compiled one of the most superb seasons of any event in any year, producing consistently fast marks against top-flight competition to win two national titles and most important internationals. Shadowing him for much of the year, Tom Randolph produced quick cluckings, too, and placed second in both national meets and the Los Angeles international. Ben Vaughan failed to make the NCAA final but came back with a solid third in the AAU and then won several internationals. Veteran Ed Roberts traded wins with European champ Philippe Clerc, but Roberts' better competitive record was sufficient to place him fourth despite Clerc's European record, appearance in several big internationals and the continental title. Ford lost only to Carlos but again retired after the NAIA. The half-lap dash was a second event for Lee Evans but he performed creditably when he tried it, including his personal best at Tahoe after a 44,9 400-meters for the best 200/400 one-day double in history. Jochen Eigenherr was easily number two in Europe and won his national title, but had his season cut short by injury. Miller looked like the second-best in this event up to the NCAA, with the second-quickest yard time of the year, but he fell victim to injury. Tenth place could have gone to any number of qualified men, but Peter Norman gets the nod, mainly for his Australian championship and Pan-Pacific Games win.

1. JOHN CARLOS (US/San Jose St)							
20.4y	(1)	San Jose	3/29	20.4y	h(2)	AAU	8/29
20.3	(1)	King Games	5/18	20.7y	(2)	AAU	6/20
20.4yw	(1)	California Rlys	5/24	21.1y	(3)	Dayton	7/ 5
20.7y	(1)	Col-Comp	6/ 7	21.5y	(2)	Honolulu	7/12
20.4y	h(1)	NCAA	6/19	20.8	(2)	v USSR, BC	7/19
20.2y	(1)	NCAA	6/21	3. BEN VAUGHAN (US/Ga Tech)			
20.3y	h(1)	AAU	6/29	20.8y	(1)	Houston	5/30
20.2y	(1)	AAU	6/29	21.0y	(1)	Atlanta	6/ 7
20.8y	(1)	Dayton	7/ 5	21.0y	(2)	USTFF	6/13
21.3y	(1)	Honolulu	7/12	21.3y	s(3)	NCAA	6/21
20.3	(1)	v USSR, BC	7/19	20.6y	h(1)	AAU	8/29
20.4	(1)	Amer v Eur	7/31	20.7y	(3)	AAU	6/29
20.3	(1)	v W Germany	8/ 6	20.6	(2)	Amer v Eur	7/31
20.0	(1)	Indian Summer	8/12	20.9	(3)	v W Germany	8/ 6
2. TOM RANDOLPH (US/Wn Mch)				20.8	(1)	v Gr Britain	8/13
20.8y	(1)	Cent Collegiate	6/ 7	20.9	(1)	Oslo	8/21
20.8y	(1)	USTFF	6/13	20.9	(1)	Warsaw	8/29
20.8y	h(3)	NCAA	6/19	4. EDWIN ROBERTS (Trin/Spts Int'l)			
20.9y	(2)	NCAA	6/21	20.5	(1)	Pointe-a-Pierre	3/22
				21.0y	(1)	College Park	5/24



Despite shadowing John Carlos all season, Tom Randolph's sprinting prowess gained second in the rankings for him. (Jeff Johnson)



Ben Vaughan exploded during 1969 and his quality sprinting at home and abroad ranks him third globally. (Photo by Jeff Johnson)

18-January 1970

21.0y	(1)	Washington	8/28
20.4	(2)	Zurich	7/4
20.8	(1)	Cologne	7/8
21.2	(1)	Paris	7/10
20.7	(1)	Munich	7/12
20.4	(1)	Blankenberghe	7/26
20.9	(2)	Siena	6/2
5. PHILIPPE CLERC (Switzerland)			
21.4	(1)	Formia	5/10
21.1	(1)	Zauli Mem	5/18
21.2	(1)	Lausanne	5/24
20.6	(1)	Zurich	6/8
20.7	(1)	Mericamp M	6/12
21.5	(4)	v France	6/22
20.3	(1)	Zurich	7/4
21.4	(4)	Munich	7/12
20.8	(1)	v Spain	7/26

20.7	(3)	Amer v Eur	7/31
20.9	(1)	Zurich	8/2
21.1	(2)	Warsaw	8/29
20.6	(1)	European Ch	9/20
6. OLIVER FORD (US/Southern)			
20.4y	(1)	Baton Rouge	5/10
20.8y	(1)	Beaumont	5/17
20.5yw	(2)	California Rlys	5/24
20.6y	(3)	Kennedy Gms	5/31
20.5y	(1)	NAIA	6/7
7. LEE EVANS (US/San Jose St)			
21.2yw	(1)	San Jose	3/1
20.7yw	(2)	San Jose	5/3
21.0y	(1)	Long Beach	5/17
20.5	(2)	King Gms	5/18
20.8yw	(3)	California Rlys	5/24
21.0y	(2)	Hayward	6/15

20.9	(2)	Oslo	8/21
20.4	(2)	Indian Summer	9/12
20.8	(1)	Nairobi	10/11
8. JOCHEN EIGENHERR (W Ger)			
21.0	(1)	Turin	6/1
20.6w	(1)	Heidelberg	6/28
20.6	(3)	Zurich	7/4
dnf	(-)	Munich	7/12
21.0	(1)	Fulda	7/15
21.2	(2)	v Hungary	7/20
20.8	(4)	Amer v Eur	7/31
20.9	(2)	v US	8/6
20.9w	(1)	W German Ch	8/17
9. LENNOX MILLER (Jamaica/Sa Cal)			
21.0y	(1)	Los Angeles	4/12
21.0y	(1)	Stanford	4/19
20.3y	(1)	Pullman	4/26

20.7y	(1)	Los Angeles	5/3
20.5y	(1)	Pac-8	5/17
20.8y	(2)	Kennedy Gms	5/31
20.9y	h(3)	NCAA	6/19
dnf	s(-)	NCAA	6/21
10. PETER NORMAN (Australia)			
21.1	(1)	Hobart	1/4
21.3y	(1)	McLbourne	2/15
20.7	h(1)	Sydney	2/23
20.6	(1)	Sydney	2/23
20.9	(3)	Melbourne	2/26
21.3	(1)	Australian Ch	3/30
21.1	(6)	King Games	5/18
22.0y	(3)	Honolulu	7/12
20.9	(3)	v US, USSR	7/19
21.0	(1)	Pan-Pacific	9/27

World List

200 METER DASH

20.0	*John Carlos (US/San Jose St)	SL Tahoe (1)9/12
20.3	Phillippe Clerc (Switz)	Zurich, Switz (1)7/4
20.4	*Lee Evans (US/Athens)	S Lake Tahoe (2)9/12
20.4	Ed Roberts (Trin/Spts Intl)	Zurich (2)7/4
20.5	*Tommy Smith (US/amat)	Villanova (3)5/18
20.6	Jochen Eigenherr (WG)	Zurich, Swi (3)7/4
20.6	Jiri Kynos (Czech)	Prague, Czech (1)9/7
20.6	Detlev Lewandowski (EG)	Berlin, EG (1)9/3
20.6	Peter Norman (Aus)	Sydney, Aus (1)2/23
20.6	Hermes Ramirez (Cuba)	Blankenberg (2)7/26
20.6	*Ben Vaughan (US/Ga Tech)	Stuttgart (2)7/31
20.7	Hermann Burde (EG)	Berlin, EG (1)8/11
20.7	Paul Nash (S Afr)	Krugerdsorp, SA (1)4/11
20.7	Alain Sarteur (Fr)	Font Romeu, Fr (1)8/16
20.7	Boris Savchuk (SU)	Kislovodsk, USSR (1)4/25
20.8	Fernando Acevedo (Peru)	Quito, h(1)10/9
20.8	Charles Asati (Ken)	Nakuru, Ken (1)8/9
20.8	Ludvik Bohman (Czech)	Karlovy Vary (1)5/25
20.8	Hans-Jürgen Bombach (EG)	Sotha (1)6/1
20.8	Yevgeniy Borisov (SU)	Nalchik (1)9/26
20.8	Valeriy Borozov (SU)	Nalchik, USSR (1)10/13
20.8	Aleksandr Bratichkov (SU)	Kiev (1)8/20
20.8	Gerard Penouil (Fr)	Columbes, Fr (1)7/6
20.8	Laszlo Mihalyfi (Hun)	Bucharest (1)7/27
20.8	Jean-Claude Nallet (Fr)	Paris, Fr (2)6/12
20.8	*Tom Randolph (US/Wa Mich)	Los Ang (2)7/19
20.8	Isak Van Zyl (S Afr)	Bloemfontein (2)4/19
20.9	James Addy (Ghana)	Uedingen (1)8/5
20.9	Josef Celis (Czech)	Prague, Czech (4)9/7
20.9	Pedro Fernandez (Cuba)	Bucharest (2)7/27
20.9	Phillipe Guillet (Fr)	Font Romeu (2)8/16
20.9	Nikolay Ivanov (SU)	Moscow (1)6/5
20.9	Ossi Karttunen (Fin)	Berlin (1)9/24
20.9	Ladislav Kriz (Czech)	Karlovy Vary (3)5/25
20.9	Predrag Krizan (Yug)	Cuprija (3)5/

20.9	Carlos Martinez (Cuba)	Bucharest (3)7/27
20.9	Ivan Moreno (Chile)	Quito, Ecuador (1)10/10
20.9	Zenon Nowosz (Pol)	Kiev, USSR (3)8/5
20.9	Julius Sang (Ken)	Nyeri, Kenya (1)6/14
20.9	*Ronnie Ray Smith (US/SJ St)	Villanova (4)3/18
20.9	Trendafil Terziyski (Bul)	Sofia, Bul (1)8/13
20.9	Nikolay Trusov (SU)	Dnepropetrovs (1)7/16
20.9	Wim van der Westhuisen (S Afr)	()
20.9	Hansruedi Wiedmer (Switz)	Zurich (2)6/8

220 YARD DASH

20.2	*John Carlos (US/San Jose St)	Knoxv (1)6/21
20.3	Lennox Miller (Jam/Sa Cal)	Pullman (1)4/26
20.4	*Tom Randolph (US/Wa Mich)	Miami h(2)6/29
20.5	*Oliver Ford (US/Sa)	Billings, Mont (1)6/7
20.6	*Gerald Tinker (US/Fia HS)	Miami h(4)6/29
20.6	*Ben Vaughan (US/Ga Tech)	Houston (1)5/30
20.7	*Ronnie Allen (US/Baylor)	Waco, Tex (1)5/10
20.7	*Wayne Colett (US/UCLA)	Corvallis (3)5/17
20.7	Mike Pray (Jam/El Paso)	El Paso (1)4/5
20.7	*Steve Hoover (US/Wash St)	Pullman (2)4/26
20.7	*Bill Hurd (US/N Dame)	Knoxville h(1)6/19
20.7	*Fred Kaller (US/Sa Cal)	Corvallis h(1)5/16
20.7	*Reggie Robinson (US/UCLA)	Knoxv h(1)6/19
20.8	Stan Allotey (Ghana/LA St)	Los Ang (1)5/24
20.8	*Dale Bernauer (US/Rice)	Waco, Tex (2)5/10
20.8	*Cliff Branch (US/Wharton JC)	Gar C s(1)5/17
20.8	*Jerry Bright (US/Ariz St)	Miami s(2)6/20
20.8	*Warren Edmonson (US/Mer JC)	S Mar (2)5/17
20.8	*Bob Frey (US/Ft Mac)	Miami, Fl h(6)6/29
20.8	*Mel Gray (US/Mo)	Miami, Fla h(5)6/29
20.8	*Larry Highbaugh (US/Ind)	Knoxville h(1)6/19
20.8	*Mike Miller (US/San Jose CC)	S Maria (1)5/17
20.8	*Lorenzo Russell (US/Pepperdine)	LA (1)3/8
20.8	*Ernie Smith (US/Ore St)	Corvallis (6)5/17
20.8	*Willie Turner (US/Ore St)	Corvallis (5)5/17
20.8	*Larry Scheurer (US/Wash St)	Corval (4)5/17
20.9	*Russell Coe (US/Pepperdine)	L Ang (2)3/8
20.9	*Roger Colglazier (US/ACC/F)	Ahlen (2)4/1
20.9	*Edsel Garrison (US/Sa Cal F)	Nridge (1)5/17

20.9	*Eddie Hart (US/C Costa JC)	Miami (5)6/29
20.9	*Fred Jackson (US/Ark St C)	Billings (2)6/7
20.9	*Phil Lusk (US/Tex HS)	San Antonio h(1)3/22
20.9	*Julio Meade (US/Kans)	W Los Ang (1)3/29
20.9	*Orin Richburg (US/Kent St)	Knoxville (7)6/21
20.9	*Ronnie Ray Smith (US/SJ St)	San Jose (1)8/8
20.9	*Gary Womble (US/Tenn)	Knoxville h(1)5/16
20.9	*Rockie Woods (US/Tex A&M)	Waco (3)5/10
20.9	*Bernard Austin (US/Sa/F)	Billings (4)6/7
21.0	*Byrd Baggett (US/Tex/F)	Waco, Tex (4)5/9
21.0	*Charlie Bennett (US/Merced JC)	S Mar (3)5/17
21.0	*Rich Coulter (US/Sa Cal)	Corvallis (7)5/17
21.0	*Lee Evans (US/San Jose St)	Long Bea (1)5/17
21.0	*Jim Farmer (US/Fres Pac)	Billings (3)6/7
21.0	*Clifton Forbes (Jam/Nebr)	Tucson (1)4/5
21.0	*Earnest Haynes (US/Tex A&I/F)	King (1)5/10
21.0	*Carl Hight (US/LSU)	Knoxville h(1)5/16
21.0	*Thomas Hill (US/Ark St U)	Jonesboro (1)4/16
21.0	*Bob Kerr (US/Rutgers)	New Brunswk (1)4/23
21.0	*Vince Matthews (US/JC Smith)	Baltim (1)5/10
21.0	*Curtis Mills (US/Tex A&M)	Waco h(1)5/10
21.0	Ed Roberts (Trin/Spts Intl)	Col Park (1)5/24
21.0	*Robert Taylor (US/Tex Sa/F)	Houst (1)5/24
21.0	*Tommie Turner (US/Murr St)	Pt Cam (1)5/24
21.0	*Gary Wagner (US/Tenn)	Knoxville h(1)5/16
21.0	*Zerk White (US/NM Mil JC)	Gar City (1)5/17
21.0	*Andy Young (US/UCLA)	W Los Ang (1)4/12

Wind-Aided:

20.5	*Edsel Garrison (US/Sa Cal F)	WLA (1)5/3
20.6	*Mike Goodrich (US/Ind)	B Green, Ky (1)4/1
20.7	*Randy Montgomery (US/Weber St)	Og (1)4/5
20.7	*Jerry Williams (US/Athens)	San Jose (3)5/3
20.8	*Orin Richburg (US/Kent St)	Kalamaz (1)5/24
20.9	*Jack Morrison (US/Pacific)	San Jose (4)5/3
20.9	*Tommie Turner (US/Murr St)	B Gr, O (1)6/6
20.9	Ross Wilson (Aus)	Brisbane, Aus (1)11/9

Questionable:

21.0	*Bill Egnis (US/Catholic U)	
21.0	*Ernest Williams (US/Tex Sa/F)	

400 METERS-440 YARDS

Mills' Record Triumph Tops Evans

For the first time in four years, Lee Evans did not ranked first for the event he has dominated so totally. Yet it took a world record and an undefeated season for young Curtis Mills to dislodge Lee. Mills produced quality marks topped by his world 440 mark in defeating Evans at the NCAA and then retired. Lee went right on though, winning brilliantly save one African contest late in the season. Lee lost that race to Charles Asati, who didn't run as fast as the first two yet handled all Europe could offer before trading victories with Evans. Tommie Turner slipped to sixth in that NCAA speed-est yet rebounded to take second in the AAU and acquit himself admirably on the international circuit. Europe's best, Jan Werner, lost his share but won the continental title

1. CURTIS MILLS (US/Texas A&M)	46.6	(1)	v Gr Britain	8/12
47.0y	(3)	Laredo	3/9	
47.7y	(3)	Dallas	3/29	
46.2y	(3)	Drake Relays	4/23	
45.8y	(1)	SW Conf	5/10	
46.4y	(1)	Karnes City	8/7	
46.1y	(1)	USTFF	8/14	
45.7y	h(1)	NCAA	6/20	
44.7y	(1)	NCAA	8/21	
2. LEE EVANS (US/San Jose State)				
45.8y	(1)	Long Beach	5/17	
45.8y	(1)	California Rlys	5/24	
45.8y	(1)	Kennedy Gms	5/31	
45.4y	h(1)	NCAA	6/20	
45.1y	(2)	NCAA	6/21	
45.6y	(1)	AAU	6/29	
44.3	(1)	v USSR, BC	7/18	
44.9	(1)	Amer v Eur	7/30	
45.6	(1)	v W Germany	8/5	

to secure fifth. Larry James, who figured to rank much higher this year than sixth based on his Olympic-year performances, simply did not finish high enough in the two crucial races, the NCAA and AAU. Super-steady Jim Kemp, who rarely wins the big races but always runs well in them, rates seventh. Jean-Claude Nallet might have claimed Werner's spot had the Frenchman not tied up in the stretch at Athens and succumbed to the Pole's relentless drive. The final two places were pretty much a toss-up between Bill Wehrwein and Edsel Garrison, their respective third and fourth places in the NCAA serving to determine their final positions here. One glance at the 1969 World List will show how the US dominated the event, so we feel justified in ranking seven men in the top 10.

4. TOMMIE TURNER (US/Murray St)	47.1	(1)	v USSR, E Ger	7/13
46.5y	(1)	Bowling Green	5/17	
45.9y	(1)	Cent Collegiate	6/7	
46.2y	(2)	USTFF	6/14	
45.5y	h(3)	NCAA	6/20	
45.8y	(6)	NCAA	6/21	
45.7y	h(10)	AAU	6/29	
46.0y	(2)	AAU	6/29	
46.6y	(2)	Honolulu	7/12	
45.4	(2)	v USSR, BC	7/18	
45.8	(2)	Amer v Eur	7/30	
46.2	(2)	v W Germany	8/5	
46.7	(2)	v Gr Britain	8/12	
47.0	(3)	Oslo	8/21	
46.2	(2)	Warsaw	8/29	
5. JAN WERNER (Poland)				
46.4	(1)	Zauli Mem	5/17	
46.4	(2)	Kusocinski M	6/10	
46.3	(1)	v France	7/5	

46.2y	h(3)	AAU	6/28
46.3y	(3)	AAU	6/29
47.2	(2)	CISM	7/14
8. JEAN-CLAUDE NALLET (France)			
46.8	(1)	Crefil	5/10
46.7	(3)	Nancy	6/7
46.1	(1)	Colombes	6/13
47.0	(1)	v Switzerland	6/22

46.8	(2)	v Poland	7/5
45.9	(1)	French Champs	7/20
46.1	(3)	Amer v Eur	7/30
46.0	(1)	v Gr Britain	8/30
45.8	(2)	European Ch	9/18
B. BILL WEHRWEIN (US/Mich St)			
46.7y	(1)	Champaign	4/12
46.7y	h(3)	Big 10	5/16

46.2y	(1)	Big 10	5/17
46.5y	(2)	Cent Collegiate	6/7
45.9y	h(3)	NCAA	6/20
45.7y	(3)	NCAA	6/21
46.9y	h(6)	AAU	6/23
10. EDESEL GARRISON (US/Sn Cal)			
46.2y	(1)	Los Angeles	4/12
46.7y	(1)	Mt SAC Rlys	4/26

45.8y	(1)	Los Angeles	5/3
46.0y	(1)	W Coast Rlys	5/10
46.5y	(2)	California Rlys	5/24
46.3y	(2)	Kennedy Gms	5/31
46.7y	(2)	Col-Comp	6/7
45.5y	h(2)	NCAA	6/20
45.7y	(4)	NCAA	6/21

World List

400 METER DASH

44.5	*	Lee Evans (US/Athens) S Lake Tahoe(1)9/12
45.4	*	Tommie Turner (US/Murr St) Los A (2)7/19
45.5	*	Len Van Hofwegen (US/UCLA) SL Tah(2)9/12
45.6		Charles Asati (Ken) Walbrzych (1)6/22
45.7		Jan Werner (Pol) Athens, Greece (1)9/18
45.8		Andrzej Badanski (Pol) Madrid, Sp (1)6/7
45.8		Stanislaw Crodzinski (Pol) Athens (3)9/18
45.9		Jean-Claude Nallet (Fr) Athens, Gr (2)9/18
45.9		Aleksandr Bratshikov (SU) Athens (5)9/18
45.9		Jacques Carrette (Fr) Athens, Gr (4)9/18
45.9	*	Larry James (US/Vill) Villanova, Pa (1)5/15
46.1	*	Jim Barnett (US/Phila P) Villanova (2)5/15
46.1		Mclesio Pina (Mex) Mexico City (1)6/13
46.1		Rd Roberts (Trin/Spts Intl) Milau, It (1)7/2
46.2		Gilles Bertouid (Fr) Font Romeu, Fr (2)5/16
46.2		Manuel Gayoso (Sp) Madrid, Sp (2)6/7
46.2		Hezekiah Nyamau (Ken) Nakuru (2)8/8
46.3		Javier Sardo (Mex) Mexico City (2)6/13
46.3		Boris Savchuk (SU) Athens, Gr (7)9/18
46.3		Horst Schloske (WG) Dusseldorf h(1)8/15
46.4		Sergio Bello (Italy) Milan, Italy (1)6/29
46.4		Bill Hooker (Aus) Melbourne, Aus (1)3/29
46.4		Dieter Hubner (WG) Zurich, Switz (1)7/4
46.4		Martin Jellinghaus (WG) Dusseldorf (1)8/16
46.4		Ramon Margarinos (Sp) Madrid, Sp (3)8/7
46.4		Christian Nicolau (Fr) Font Romeu (3)5/16
46.4		Fred Fuggenpool (S Afr) Bloemfontein(1)4/19
46.4	*	Bill Toomey (US/Strid) W Los A dec(1)10/19
46.4		Yurij Zorin (SU) Warsaw, Pol h(2)6/19
46.5		Dicky Broberg (S Afr) Stellenbosch (1)3/24
46.5	*	Jay Elbel (US/UCSB) Warsaw, Pol (4)3/29
46.5		David Jenkins (GB) Herford (1)9/14
46.5		Thomas Jordan (WG) Konigswinter (1)10/11
46.5	*	Jim Kemp (US/Pt MacA) Villanova (3)5/16
46.5		Wolfgang Muller (RG) Berlin, EG (1)9/6
46.5	*	Jim Ward (US/Athens) S Lake Tahoe (3)9/12
46.6		Jan Balachowski (Pol) Rome, Italy (2)3/17
46.6		Colin Campbell (GB) Stracusa (2)8/23
46.6		Manfred Kinder (WG) Zurich, Switz (1)7/4
46.6		Helmut Muller (WG) Neustadt, WG (1)8/1
46.6		John Robertson (GB) London, Eng (3)5/30
46.6		Claudio Trachello (It) Milan, Italy (2)6/29
46.6		Willy Vandenyngaerden (Bel) Liege (1)16/8
46.7		Lloyd Bacchus (Guyana) Ponce (1)3/11
46.7		Yevgeniy Borisovko (SU) Kiev s(1)8/18
46.7		Edmund Borowski (Pol) Waraaw, Pol (6)8/29



This USTFF 440 win for Curtis Mills (l) was just a prelude to his stunning upset of Lee Evans in the NCAA a week later in a world record 44.7—which iced his number one ranking. Tommie Turner (r) pushed Evans all summer in Europe and ranks fourth for the year. (Photo by Jeff Johnson)

Questionable:

48.1	*	Harold Francis (US/Ark AM&N)
48.5	*	John Smith (US/UCLA) W Los A sp(2)5/3
48.9	*	Seyon Harrell (US/N Car A&T)
47.0	*	Tom Randolph (US/Wa Mich)
47.0	*	Henry Smothers (US/Arkansas AM&N)

440 YARD DASH

44.7	*	Curtis Mills (US/Tex A&M) Knoxville (1)6/21
44.8	*	Lee Evans (US/Athens) S Lake Tahoe(1)9/12
45.6	*	Edeasel Garrison (US/Sn Cal) Knv h(2)6/20
45.6	*	Tommie Turner (US/Murr St) Knox h(3)6/20
45.6	*	Al Coffee (US/LSU/F) Knoxville (1)5/17
45.7	*	Larry James (US/Vill) Miami, Fla h(1)6/25
45.7	*	Bill Wehrwein (US/Mich St) Knoxville(3)6/21
45.8	*	Wayne Collett (US/UCLA) W Los Ang(1)3/15
45.8	*	Len Van Hofwegen (US/UCLA) Knoxville(4)6/20
45.8	*	Gary Womble (US/Tenn) Knoxville (2)5/17
46.0	*	Thurman Buggess (US/PV A&M) E Row(1)5/10
46.0	*	Larry Lewis (US/Idaho St) Knoxville h(5)6/20
46.0	*	Dave Murton (US/Tex) Waco, Tex (2)5/10
46.1	*	Jim Barnett (US/Phila P) Miami s(2)6/28
46.1	*	Jim Kemp (US/Pt MacA) Wichita Falls(1)6/18
46.1	*	Hardee McAlhany (US/Tenn) Knoxville(3)5/17
46.3	*	Ron Freeman II (US/Ariz St) W LA (2)3/15
46.4	*	Jay Elbel (US/UCSB) Knoxville h(5)6/20
46.5	*	Bill Askey (US/Rice) Waco, Tex (3)5/10
46.5	*	Clyde Glosson (US/U Str) El Paso (1)3/1
46.5	*	Steve Straub (US/Rice) Karnes City (2)6/7
46.6	*	Conley Brown (US/Rice) Waco, Tex (4)5/10
46.6	*	Jackie Colbert (US/Lamar T/F) Hous(2)5/30
46.6	*	Roger Colglazier (US/ACC/PD Moin)(2)4/23
46.6	*	Larance Jones (US/Cal HS) W Los An(1)6/7
46.6	*	Fred Newhouse (US/PView A&M) Bill (1)6/7
46.6	*	Scott Peterson (US/Utah) Provo, Utah(1)5/3
46.6		Ed Roberts (Trin/Spts Intl) Wash DC (1)5/10
46.6	*	Elbert Stinson (US/Pt MacA) Miami h(4)6/28
46.7	*	Chuck Benson (US/Sa Il) Knoxville h(6)6/20
46.7	*	Larry Black (US/Fla HS) Miami h(5)6/28
46.7	*	Chip Grandjean (US/Rice) Karnes Cit(3)6/7
46.7	*	Jesse Johnson (US/Phoenix JC) Hobbs (1)4/18
46.8		Garth Case (Jam/Nebr/I) Knoxville h(7)6/20
46.8	*	Larry Floyd (US/Wisc) Lafayette (2)5/17
46.8	*	Harold Francis (US/Ark AM&N) Bill(2)6/7
46.8	*	Carl Frazier (US/In) Lafayette, Ind (3)5/17
46.8	*	Ron Taylor (US/Utah) Provo, Utah (2)5/3
46.9	*	Eddie Canada (US/Tex) Waco, Tex (5)5/10
46.9	*	Ron Couser (US/Ore) Sacramento (1)3/29
46.9	*	Warren Edmonson (US/Merr JC) Hay (1)3/28
46.9	*	David Matina (US/Tex) Beaumont (2)5/17

800 METERS-880 YARDS

Global Talent Distribution

The diversification of talent from throughout the world is about as varied in the two-lap event as in any. But the European championships proved to be a decisive determining force in the selection of the leading spots, all of which went to eastern Europeans over representatives from the US, Africa, Australasia, Caribbean and western Europe. Jozef Plachy, Czechoslovakia's 20-year-old thoroughbred, had a near perfect record. He annexed his fastest race in the intercontinental match which he won and bagged three of four from eventual European champ Dieter Fromm of East Germany (not counting a heat at Athens, in which the Czech reached the tape ahead). Fromm spent the major part of the season dueling with countryman Manfred Matuschewski, and eventually pulled ahead 6 to 5 with his victory at Athens. Mats was third there and here.

1. JOZEF PLACHY (Czechoslovakia)			
1:49.2	(2)	Zanti Mem	5/18
1:48.0	(1)	Stockholm	6/10
1:48.1	(1)	Athens	6/35
1:45.9	(1)	Rosicky Mem	7/2
1:47.9	(3)	v Gr Britain	7/6
1:48.9	(1)	Paris	7/10
1:50.0	(1)	Munich	7/12
1:46.8	(1)	Czech Champs	7/20
1:45.4	(1)	Amer v Eur	7/31
1:48.4	(1)	v Italy, GB	8/17
1:49.4	(1)	v Sweden	8/23
1:48.0	s(1)	European Ch	9/18
1:46.2	(2)	European Ch	9/19
1:46.2	(1)	Ostrava	9/25
1:49.2	(1)	Turnov	9/27
2. DIETER FROMM (East Germany)			
1:48.0	(1)	Sofia	5/31
1:48.0	(3)	Stockholm	6/10
1:48.4	(1)	Erfurt	6/15
1:47.0	(2)	Berlin	6/18
1:49.1	(2)	Potsdam	6/25
1:48.6	(1)	v Hungary	6/29
1:46.2	(2)	Rosicky Mem	7/2
1:49.4	(1)	v USSR, Pol	7/13
1:47.0	(2)	Erfurt	7/25
1:47.3	(3)	Leipzig	7/27
1:47.0	(3)	Amer v Eur	7/31
1:48.1	(2)	E German Ch	8/2
1:46.2	(1)	Berlin	9/11
1:49.0	s(2)	European Ch	9/18
1:45.9	(1)	European Ch	9/19

Naftali Bön was the best of the non-Europeans. The Kenyan quarter-miler moved to the two-lap event, and twice thrashed Olympic champ Ralph Doubell in Europe before thumping a strong field of US-trained half-milers at South Lake Tahoe with his second-best ever and 1969 low of 1:46.5 for 800-meters. Doubell was closely scrutinized with Juris Luzins and Felix Johnson of the US and Byron Dye of Jamaica for positions five to eight. Luzina was given the nod on the strength of his overall record and his triumph over the Aussie in LA. Johnson and Dye follow in that order, mostly on their win-loss record. The Jamaican won the two major US titles but tailed off considerably in summer meets, especially in LA and South Lake Tahoe. Art Sandison is ranked ninth ahead of British champ Dave Cropper, who was better winning than against the clock.

3. MANFRED MATUSCHEWSKI (EG)			
1:50.2	(3)	Sofia	5/31
1:47.0	(1)	Leipzig	6/11
1:47.2	(1)	Budapest	6/15
1:46.0	(1)	Berlin	6/18
1:47.3	(1)	Kusocinski M	6/20
1:48.0	(1)	Potsdam	6/25
1:48.7	(2)	v Hungary	6/29
1:46.7	(3)	Rosicky Mem	7/2
1:49.0	(2)	v USSR, Pol	7/13
1:40.9	(1)	Erfurt	7/25
1:45.7	(1)	Leipzig	7/27
1:47.5	(1)	E German Ch	8/2
1:46.8	(2)	Berlin	9/11
1:46.8	(3)	European Ch	9/19
4. NAFTALI BON (Kenya)			
1:47.6	r(1)	Kusocinski M	6/20
1:46.9	(1)	Vasteras	6/27
1:49.5	(1)	World Games	7/1
1:48.7	(1)	Gayle	7/5
1:45.4	(1)	Oslo	7/9
1:46.8	(1)	La Coruna	7/12
1:47.2	(1)	Fulda	7/15
1:46.7	(2)	Intl Rum Ch	7/27
1:50.5	(1)	Kenya Ch	8/9
1:49.5	(1)	East African C	8/16
1:46.5	(1)	S Lake Tahoe	9/12
5. JURIS LUZINS (US/Wa & Mary)			
1:49.5y	(1)	Pt Eustis	3/9
1:47.9y	s(3)	NCAA	6/20
1:46.4y	(3)	NCAA	6/21

1:46.7y (2) AAU	6/29	1:48.5y (1) Brisbane	11/ 9	1:47.4y (1) IC4A	5/31	1:51.3y (3) Eugene	5/10
1:48.9y (3) Honolulu	7/12	7. FELIX JOHNSON (US/P View A&M)		1:49.2y (2) Col-Comp	6/ 7	1:48.9y (1) Corvallis	5/17
1:46.7 (1) v USSR, BC	7/19	1:46.5y (1) Baton Rouge	5/10	1:47.8y s(3) NCAA	6/20	1:49.6y (1) Spokane	6/11
1:48.4 (2) Malmö	7/24	1:50.0y (1) Beaumont	5/17	1:45.9y (1) NCAA	6/21	1:47.5y h(2) NCAA	6/19
1:46.7 (1) v W Germany	8/ 5	1:48.6y (1) California Rlys	5/24	1:46.6y (1) AAU	6/29	1:46.1y (2) NCAA	6/21
1:48.0 (2) v Gr Britain	8/12	1:47.3y (1) Houston	5/30	1:48.5 (5) v USSR, BC	7/18	1:47.8y (5) AAU	6/29
1:47.8 (1) Oslo	8/21	1:49.4y (2) Kennedy Gms	5/31	1:46.4 (2) Amer v Eur	7/31	1:48.5 (3) Malmö	7/24
1:48.0 (7) Warsaw	8/29	1:50.3y (1) Billings	6/ 7	1:48.9 (1) Stockholm	8/ 3	1:47.9 (4) v W Germany	8/ 5
6. RALPH DOUBELL (Australia)		1:48.3y (2) Orange Co Inv	6/14	1:51.3 (1) Sundsvall	8/ 5	10. DAVE CROPPER (Great Britain)	
1:49.2 (1) Australian Ch	3/30	1:48.5y (1) Sacramento	6/21	1:49.7 (2) Umca	8/ 7	1:48.7 (1) London	5/26
1:47.8y (1) Orange Co Inv	6/14	1:47.0y (3) AAU	4/29	1:52.9 (1) Boden	8/ 8	1:48.9 (3) Berlin	6/18
1:49.3 (1) Bergen	6/17	1:48.3y (2) Honolulu	7/12	1:49.7 (1) Hofors	8/10	1:48.5 (2) v Czech	7/ 6
1:48.9 (1) Skive	6/20	1:47.4 (3) v USSR, BC	7/18	1:46.4 (4) Oslo	8/21	1:48.7 (1) Wolverhampton	7/19
1:47.4 (2) Vastoras	6/27	1:47.8 (4) Amer v Eur	7/31	1:47.1 (4) Warsaw	8/29	1:49.0 (1) AAA Champs	8/ 2
1:46.8 (1) Milan	7/ 2	1:49.1 (4) v Gr Britain	8/12	1:50.6 (5) S Lake Tahoe	9/12	1:47.9 (1) v US	6/12
1:51.1y (1) Stockholm	7/ 3	1:47.9 (2) Oslo	8/21	9. ART SANDISON (US/Washington St)		1:48.9 (2) v Italy, Czech	8/17
1:49.2 (2) Oslo	7/ 9	1:46.5 (1) Warsaw	8/29	1:52.0y (3) Corvallis	4/12	1:46.9 (1) v France	8/30
1:47.4 (2) v US, USSR	7/18	1:48.0 (3) S Lake Tahoe	9/12	1:50.2y (1) Pullman	4/19	1:50.0 s(5) European Ch	9/18
1:48.0 (1) Pan-Pacific	9/28	8. BYRON DYCE (Jamaica/NYU)		1:48.1y (2) Pullman	4/26	1:52.0 (1) v W Germany	9/28
1:49.0y (1) Melbourne	11/ 6	1:49.5y (1) New York	5/24	1:49.4y (1) Seattle	5/ 3		

World List

800 METER RUN

1:45.4	Jozef Plachy (Czech) Stuttgart, WG	(1)7/31
1:45.7	Manfred Matuschewski (EG) Leipzig	(1)7/27
1:45.9	Dieter Fromm (EG) Athens, Greece	(1)9/19
1:46.2	Sergey Kryuchok (SU) Kiev, USSR	(1)8/19
1:46.4	Yuriy Arzhanov (SU) Kiev, USSR	(2)8/19
1:46.4	Dicky Broberg (S Afr) Stellenbosch	(1)3/ 7
1:46.4	Byron Dyce (Jam/NYU) Stuttgart, WG	(2)7/31
1:46.5	Naftali Bon (Ken) South Lake Tahoe	(1)9/12
1:46.5	*Felix Johnson (US/P View A&M) Wars	(1)8/29
1:46.5	Erhard Schulze (EG) Potsdam, EG	(1)7/16
1:46.6	Robert Ouko (Ken) Bucharest, Rum	(1)7/27
1:46.7	*Juris Luzins (US/Wm&M) Los Angel	(1)7/18
1:46.8	Bob Adams (GB) Carmarthen	(2)8/ 9
1:46.8	Walter Adams (WG) Neustadt, WG	(1)7/23
1:46.8	Andy Carter (GB) Carmarthen	(1)8/ 9
1:46.9	Ralph Doubell (Aus) Milan, Italy	(1)7/ 2
1:46.9	Tomas Jungwirth (Czech) Prague	(4)7/ 2
1:46.8	Kazimierz Wardak (Pol) Warsaw	(3)8/29
1:46.9	Dave Cropper (GB) London, Eng	(1)8/30
1:46.9	Stanislaw Waskiewicz (Pol) Warsaw	(3)8/29
1:47.0	John Boulter (GB) Carmarthen	(3)8/ 9
1:47.1	Phil Lewis (GB) Carmarthen	(4)8/ 9
1:47.2	Jens-Bodo Fried (WG) Augsburg, WG	(3)8/ 5
1:47.2	Hansueli Mumenthaler (Swz) Prague	(5)7/ 2
1:47.2	Fanie Van Zyl (S Afr) Koblenz, WG	(1)7/ 2
1:47.3	Francesco Arcese (It) Reggio Emilia	(1)6/ 8
1:47.4	Henryk Szorulykowski (Pol) Warsaw	(1)9/ 9
1:47.4	*Mark Winzenried (US/Wisc) SL Tahoe	(2)8/12
1:47.5	Noel Carroll (Ire) Cork, Ireland	(1)7/ 8
1:47.5	Andrzej Kupczyk (Pol) Warsaw, Pol	(5)8/29
1:47.6	Rudi Simon (Bel) Liege, Belgium	(1)7/17
1:47.7	Ivan Ivanov (SU) Pyatigorsk, USSR	(1)9/15
1:47.7	Thomas Saisi (Ken) Bucharest, Rum	(3)7/27
1:47.8	Andrzej Janowicz (Pol) Warsaw	(6)8/29
1:47.8	Mikhail Zhelebovskiy (SU) Los Angel	(4)7/18
1:47.9	Danie Malan (S Afr) Stellenbosch	(2)3/ 7
1:47.9	*Art Sandison (US/Wash St) Augsburg	(4)8/ 5
1:48.0	Vladimir Kolyasnikov (SU) Kiev	(4)8/19
1:48.0	Guy Taillard (Fr) Colombes, Fr	(2)7/ 6
1:48.1	Pete Browne (GB) Stevengage	(1)7/19
1:48.1	Gilbert Van Manhoven (Bel)	()
1:48.3	Gianni Del Buono (It) Reggio Emilia	(2)6/ 8
1:48.3	Rainer Fahse (EG)	()
1:48.3	*John Lilly (US/Ore St) S Lake Tahoe	(4)9/12
1:48.3	Gilles Sibon (Fr) London, Eng	(2)8/30
1:48.3	Willy Vandewynngaerden (Bel)	()
1:48.4	Eric Reygaert (Bel)	()
1:48.4	Michel Sanper (Fr) Colombes	(4)7/ 6
1:48.5	Marika Aalto (Fin) Helsinki, Fin	(1)7/17
1:48.5	Teodoro Barrio (Sp) Madrid, Sp	(1)7/19
1:48.5	Joze Medjimurec (Yug) Fulda	(5)7/15

US Additions

1:48.8	Herb Germann (NYAC) Villanova	(1)5/18
1:49.2	Brian Kivlan (Manh) Villanova, Pa	(3)5/18

World List

880 YARD RUN

1:45.9	Byron Dyce (Jam/NYU) Knoxville	(1)8/21
1:46.1	*Art Sandison (US/Wash St) Knoxville	(2)6/21
1:46.4	*Juris Luzins (US/Wm&M) Knoxv	(3)6/21
1:46.5	*Felix Johnson (US/PV A&M) B Rouge	(1)5/10
1:46.6	*David Matina (US/Tex) Knoxville	(4)6/21



Byron Dyce ruled the US half-mile scene in 1969, taking the NCAA in a college record and the AAU title, performances which helped rank him eighth for the year. (Photo by Jeff Johnson)



Despite loosing his share of two-lap races last year, Juris Luzins (l) proved to be the US's most exciting newcomer in the half. He came to the fore in the national meets and established his talent with several international victories and ranks fifth for the year. Britain's veteran Dave Cropper (r) nips Luzins here in London and ranks 10th globally. (Photo by Mark Shearman)

1:46.6	*Mark Winzenried (US/Wisc) Knoxville	(5)6/21
1:47.3	*Ralph Schultz (US/NWn) Knoxville	(6)6/21
1:47.4	*Craig Endicott (US/Mo) Knoxville	(7)6/21
1:47.7	*Ken Swenson (US/Kans St) Knoxville	h(3)6/19
1:47.8	*Dan Morran (US/Nebr) Knoxville	h(4)6/19
1:47.8	*John Perry (US/Hous Str) Miami, Fla	(4)6/29
1:47.9	*Lowell Paul (US/UCTC) Miami, Fla	(6)6/29
1:48.0	*James Craig (US/Tenn) Knoxville	(1)5/17
1:48.0	Frank Murphy (Ire/Vill) N Brunswick	(2)5/31
1:48.0	*Carl Trentadue (US/Sn Cal) Pullman	(1)4/26
1:48.1	*Roy Arrington (US/Wisc) Lafayette	(1)5/17
1:48.2	*Joe Quigley (US/N Deme) Knoxville	h(1)6/19
1:48.3	*Clinc Johnson (US/Okla) Houston	(2)5/30
1:48.3	*Mike Mosley (US/Tex) Waco, Tex	(2)5/10
1:48.4	*Pat Collins (US/Ore St) Knoxville	(8)6/21
1:48.4	*John Lilly (US/Ore St) Knoxville	s(5)6/20
1:48.4	*Bob Martin (US/Wash St) Pullman	(3)4/28
1:48.6	*Keith Colburn (US/Harv) Knoxville	h(3)6/19
1:48.6	*Rich Joyce (US/Sn Cal) W Los Angel	(2)5/ 3
1:48.6	*Steve Straub (US/Rice) Waco, Tex	(3)5/10
1:48.7	*Howard Becker (US/Sn Cal) W Los A	(3)5/ 3
1:48.7	*Larry Kelly (Tenn) Knoxville, Tenn	(2)5/17
1:48.7	*Bob Lang (US/Fla) Knoxville, Tenn	(3)5/17
1:48.7	*Andy O'Reilly (US/Vill) Knoxville	h(2)6/19
1:48.7	*Jim Ryan (US/Kans) Ames, Iowa	(1)5/17
1:48.7	*Peter Scott (US/unat) Chestnut Hill	(1)6/19
1:48.8	*Steve Bergeson (US/BYU) Tempe	(1)5/24

1:48.8	Eamonn O'Keefe (Ire/Fla) Knoxville	(4)5/17
1:48.8	*Ed Twomey (US/Minn) Lafayette, Ind	(2)5/17
1:48.9	*Tom Von Ruden (US/Fr MacA) Modoc	(2)5/24
1:48.9	Tomas Ericson (Swe/Nor) Tempe	(3)5/24
1:48.9	Roger Merchant (Can/Mich St) B Green	(1)6/ 7
1:49.0	*Ronnie Garner (US/Baylor) Waco	(4)5/10
1:49.0	Neville Myton (Jam/SJ St) San Jose	(1)6/ 7
1:49.0	Kevin Ross (NZ) Wanganui, NZ	(1)1/ 4
1:49.1	*Dave Perry (US/P Coast) Orange, Ca	(3)6/14
1:49.2	*Mike Eck (US/Strid) Orange, Calif	(4)6/14
1:49.2	*Terry Thompson (US/Ore St) Corvallis	(5)5/17

US Additions

1:49.3	Wade Bell (Ore TC) Los Angeles	(3)6/ 7
1:49.3	Steve Bittner (Yale) New Brunswick	(4)5/31
1:49.3	Wayne Jensen (Wyo) Tempe, Ariz	h(1)5/23
1:49.3	Ron Kutschinski (Mich) Lafayette	(4)5/17
1:49.3	Chuck LaBenz (Ariz St) Tempe	h(2)5/23
1:49.4	Pete Fairchild (Stan) Corvallis	(6)5/17
1:49.4	Brian Kivlan (Manh) West Point, NY	(1)5/ 3
1:49.4	Marcel Philippe (NY HS) Jamaica, NY	(1)6/ 1
1:49.4	Gary Thornton (Wisc) Lafayette, Ind	(6)5/17
1:49.5	Pete Farrell (NYAC) Jamaica, NY	(2)8/ 1
1:49.5	Richard Rogers (Tulane) Houston	(4)5/30
1:49.5	Leon Webster (P Coast) Long Beach	(1)3/23

SPECIAL NOTE

PROTURF

PROTURF IS BECOMING RECOGNIZED AS THE FINEST (POLY)URETHANE ALL-WEATHER TRACK SURFACING AVAILABLE. IT IS TRULY ALL-WEATHER. IT IS NOT SLICK WHEN WET - AND IT HAS ALL THE FINE MERITS OF (POLY)URETHANE - HARDNESS STABILITY (HOT OR COLD).

Please contact:



**PROFESSIONAL
PRODUCTS
INCORPORATED**

P.O. BOX 711
PITTSBURG, KANSAS 66762
PHONE: 316/231-2188
or 316/231-1760

PROTURF POUR-IN-PLACE (MONOLITHIC) IS ALSO EXCELLENT FOR GYMNASIUMS, INDOOR TRACKS, FIELD HOUSES, LOCKER ROOMS, AROUND SWIMMING POOLS, AND OTHER AREAS.

Proturf - a quality product!

Southern California Striders

P. O. Box 29241, Vermont Station
Los Angeles, Calif. 90029

John Bork, Athletic Director

DRY LINE MARKERS

Contact
your
local
dealer



LINING DIAMONDS, FIELDS
AND TRACKS SINCE 1931

H & R MANUFACTURING CO.
3463 Motor Ave. Box 34785
Los Angeles, Calif. 90034

Ted Williams Camp

TRACK & FIELD CLINIC

Boys 12-18. JUNE 21-JULY 4. Program designed for boys seeking to specialize in track & field at internationally famous Ted Williams Camp. Latest coaching techniques employed by former Olympian performers and coaches. World famous JOHN THOMAS and BOB BACKUS in person.

Specialized weight training program with Discus, Shot Put, High Jump, Long Jump, Triple Jump. Also, High and Low Hurdles, Middle Distances, Long Distances, and Cross Country Runs. Directed by Ding Dussault, Tufts U. track coach.

Other Programs available at the camp include Baseball Clinics, Umpire School, and Basketball Clinics.

Write: B. J. Cassidy, Dept. TF, Lakeville, Mass. 02346

HIGH STRENGTH ALL NYLON PIT BAGS

BUY DIRECT FROM
MANUFACTURER!

IMMEDIATE DELIVERY FROM STOCK!

ENVELOPE STYLE		BOX STYLE	
5' x 5'	\$6.25	5' x 5' x 2'	\$11.25
5' x 7'	8.75	5' x 7' x 2'	14.75
6' x 6'	8.90	6' x 6' x 2'	14.90
8' x 8'	15.75	8' x 8' x 2'	23.70
10' x 14'	34.50	10' x 14' x 2'	46.55
12' x 16'	47.45	12' x 16' x 3'	64.90
14' x 16'	55.80	14' x 16' x 2'	69.80
18' x 20'	86.90	18' x 20' x 2'	99.80

- Improves height, eliminates fear of injury.
 - Knotless net construction, eliminates abrasion.
 - Can be used indoors or outdoors.
- WE WILL CUSTOM BUILD ANY SIZE OR SHAPE BAG.



Pit bags are made of Sterling's new knotless nylon netting, 1" square mesh, available in an envelope style or box style. Complete with lacing cord to close side opening. Bags will hold approximately 2 lbs. of foam filling per cubic foot.

FILL IN COUPON FOR COMPLETE TRACK CATALOG

To: Sterling Recreation Products
7 Oak Place, Montclair, New Jersey 07042


NAME _____
ORGANIZATION _____
ADDRESS _____
CITY _____
STATE _____ ZIP _____

MAIL TO: **Sterling Recreation Products**

a Division of Sterling Net & Tyne Co., Inc.
7 OAK PLACE • MONTCLAIR, N. J. 07042 • phone (201) 783-9800



MEET THE RECORD-BREAKER ON RESLITE®



... the ever ready, all-weather track for an athlete's greatest effort!

Reslite is *the* original resilient all-weather track • the proven track far ahead of any contender • with resilience-in-depth to maximize traction and eliminate shin-splints • the cushioned rubber-and-asphalt running surface pioneered by the California Products people, who specialize in track and field surfaces, not tires or asphalt emulsions • Reslite, which may be colored to your specifications, is built to take continuous shock and impact . . . to recover and heal itself for years of "live" action use • Reslite means safety to minimize athlete injuries • Reslite means *low initial cost* • no maintenance • and no weather-protective coatings are required. Before you specify or buy, look at a Reslite track!



THE RESILIENT, RECORD-BREAKING ASPHALT TRACK!
CALIFORNIA PRODUCTS CORPORATION

More details? Call or write for this Reslite brochure, now!
For quick information, call John Wood "COLLECT" at
(617) 547-5300.

U.S. PAT. NO. 2,863,841

NEW ENGLAND MANUFACTURERS OF DECORATIVE AND PROTECTIVE FINISHES FOR OVER 40 YEARS
CALIFORNIA PRODUCTS CORPORATION

169 WAVEPLY STREET
CAMBRIDGE, MASS. 02139
TEL: 617-547-5300

24-January 1970

4:01.6	Chris Stewart (GB) London, Eng	(4)6/22	4:03.2	Mike Mullins (Strid) Fresno, Calif	(4)5/10
4:01.8	*Wayne Jensen (US/Wyo) Tempe, Ariz	(2)5/24	4:03.4	Richard Carr (SMAA) Eagle Rock	(2)5/30
4:01.8	*Mike Manley (US/Strid) Eugene, Ore	(1)6/4	4:03.7	Dickie Kleier (Team) Knoxville	(1)2/4/19
4:02.0	*Dennis Savage (US/Westmont) Modesto	(4)5/24	4:04.0	Don Rowe (St John's) Jamaica, NY	(1)5/24
4:02.1	Bill Smart (Can/Wash) Knoxville	(6)6/21	4:04.1	Ray Arrington (Wisc) Lafayette, Ind	(1)5/17
4:02.3	Norm Trerise (Can/Ore) Eugene	(2)6/4	4:04.1	Art Dulong (H Cross) Cheanut Hill	(1)5/24
4:02.4	Hansrud Knill (Switz) Berlin	(3)9/24	4:04.1	Web Loudat (NM) Tempe, Ariz	(4)5/24
4:02.4	*Tom Von Ruden (US/Ft MacA) Berke	(5)5/31	4:04.1	Sid Sink (B Green St) Bowling Green	(1)6/7
4:02.5	*Brian Kivlan (US/Marh) Miami	(6)6/29	4:04.2	Tom Donnelly (Vill) College Park Md	(3)5/17
4:02.5	Kevin Ross (NZ) Wanganui, NZ	(1)1/6	4:04.3	Pete Romero (El Paso) Tempe, Ariz	(5)5/24
4:02.8	*Hilliott Evans (US/Drake) Knoxville	(1)8/19	4:04.4	Dave Ganz (Mo) Knoxville, Tenn	(1)8/19
4:02.8	Andy Green (GB) Motespur Park	(7)7/23	4:04.5	Don Vandrey (Wisc) Bloomington, Ind	(1)5/3
4:02.8	Chris Mason (GB/Vill) Knoxville	(7)6/21	4:04.6	Al Sanford (Stanford) W Los Angeles	(1)4/12
4:02.8	Antonin Strapl (Czech) Berlin	(4)9/24	4:04.9	David Seire (Team) Knoxville, Tenn	(1)5/17
			4:05.0	Jerry Richey (Pitt) Lexington, Ky	(2)6/14
			4:05.1	Garry Bjorklund (Minn HS) St Paul	(1)6/7
			4:05.1	Tim Danielson (S Diego St) Knoxv	(1)5/6/19
			4:05.2	Mark Gibbons (Ind) Bowling Green, Oh	(2)8/7
			4:05.3	Mark Steiner (Carleton) B Green, Oh	(4)6/7
			4:05.3	Leonard Hilton (Hous) Houston, Tex	(1)3/1
			4:05.7	Jim Crawford (Harding) Lawrence	(1)4/19
			4:05.8	Manuel Quintanar (Ariz St) W Los An	(1)3/15
			4:06.0	Bruce Bowman (Sn Cal) W Los Angel	(2)5/3
			4:06.0	Steve Prefontaine (Ore HS) Sacrament	(1)4/14

US Additions

4:02.9	Duwayne Ray (Cluco St) Modesto	(5)5/24
4:03.0	Tom Morrow (Ore) Stanford, Calif	(1)4/26
4:03.0	Ole Oleson (Sn Cal) Eagle Rock, Cal	(1)5/30
4:03.0	Bill Schabram (Oxy) Modesto, Calif	(6)5/24
4:03.1	Rick Riley (Wash St) Modesto, Calif	(7)5/24

MIDDLE DISTANCES

Two-Mile Dying Event

In its day, the two-mile filled a need. Two-miles was once viewed as a long distance in the US, and hardly anyone went longer than that on the track. But the two-mile's day has past. The three-mile is standard now, and the two is rapidly becoming orphaned—a seldom-run "in-between". Last year, 19 Americans broke 8:50, this year only nine did. Talent didn't slip, only opportunity and interest. Few major meets retain the two-mile, but a couple which did showed the old event still has a little life. Even without European competition, Jack Bachelor had the best overall year of any US distance man. He was particularly hot during April and May. In the West Coast Relays, he brought his best down to 8:31.8 and got a significant victory over Gerry Lindgren (8:35.4).

World List

1000 METER RUN

2:18.2	John Boulter (GB) London, Eng	(1)9/6
2:18.8	Walter Wilkinson (GB) London, Eng	(2)9/6
2:18.9	Jozef Plachy (Czech) Kosice, Czech	(1)10/5
2:19.0	Rudi Simon (Bel) Forest	(1)8/20
2:19.2	Francesco Arese (It) Formia, Italy	(1)5/11
2:19.3	Andy Carter (GB) London, Eng	(3)9/6
2:19.4	Henryk Szordykowski (Pol)	(1)
2:19.7	John Whetton (GB) London, Eng	(4)9/6
2:19.8	Walter Adams (WC) Trier, WG	(1)6/15
2:20.3	Edgard Salve (Bel) Trier, WG	(2)6/15

2000 METER RUN

5:03.4	Francesco Arese (It) Vlareggio, It	(1)9/8
5:12.2 ⁹	Dick Taylor (GB) London, Eng	(1)9/6
5:15.4	Gwynn Davis (GB) Stretford, Eng	(1)9/6
5:16.2	Rein Tolp (SU) Tallinn, USSR	(1)7/15
5:16.4	G. Greaves (GB) Stretford, Eng	(2)9/6

3000 METER RUN

7:47.6	Dick Taylor (GB) London, Eng	(1)9/6
7:53.8	Ron Clarke (Aus) Grimsud	(1)7/13
7:54.2	Emile Putemans (Bel) Berlin	(1)9/24
7:54.6	Jurgen May (WG) Fulda, WG	(1)7/15
7:54.8	Stanislav Hoffman (Czech) Berlin	(2)9/24
7:55.0	Ricky Wilde (GB) London, Eng	(1)8/30
7:55.2	Arne Kvalheim (Nor/Ore) Berlin	(3)9/24
7:55.4	Alan Blinston (GB) London, Eng	(2)9/6
7:55.4	Werner Girke (WG) Berlin, WG	(4)9/24
7:56.6	John Cairne (GB) London, Eng	(3)9/6
7:56.8	Dane Korica (Yug) Berlin	(5)9/24
7:57.2	Ian Stewart (GB) Birmingham, Eng	(1)7/19
7:58.2	Ben Jipcho (Ken) Fulda, WG	(2)7/15
7:58.6	Bernad Diessner (BG) Potsdam, BG	(1)5/11
7:58.0	Bob Holt (GB) London, Eng	(2)8/30
7:59.6	John Jackson (GB) London, Eng	(4)9/6
7:59.8	Ulrich Brugger (WG) Berlin, WG	(6)9/24
7:59.8	Ian McCafferty (GB) London, Eng	(1)5/26
7:59.8	Henryk Szordykowski (Pol) Bydgoszcz	(1)5/10
8:00.0	Dietmar Nagel (EG) Berlin, BG	(2)8/11
8:00.2	Witold Baran (Pol) Bydgoszcz	(2)5/10

TWO MILE RUN

8:30.0	Ron Clarke (Aus) Orange, Calif	(1)6/14
8:31.8	*Jack Bachelor (US/Fia TC) Fresno	(1)5/10
8:35.4	*Gerry Lindgren (US/amat) Fresno	(2)5/10
8:39.6	Arne Kvalheim (Nor/Ore) Eugene	(1)3/22
8:40.4	Trevor Wright (GB) Stretford	(1)5/13
8:41.6	*Steve Prefontaine (US/Ore HS) Corval	(1)4/25
8:41.6	Allan Rushmer (GB) Belfast, N Ire	(1)8/6



8:41.8	Colin Robinson (GB) Stretford	(1)6/7
8:42.0	Bob Holt (GB) Motespur Park, Eng	(1)7/23
8:43.0	*John Lawson (US/P Coast) Orange	(3)6/14
8:43.4	Alan Blinston (GB) Gaceshead	(1)6/25
8:43.4	*Barry Brown (US/NYAC) Toronto	(1)5/31
8:44.1	Dave Ellis (Can/En Mich) Toronto	(3)5/31
8:45.2	Kerry O'Brien (Aus) Orange, Cal	(4)6/14
8:45.2	*Rick Riley (US/Wash St) San Jose	(1)4/5

US Additions

TWO MILE RUN

8:45.4	Ole Oleson (Sn Cal) Los Angeles	(1)4/5
8:47.6	Sid Sink (B Green St) Philadelphia	(1)4/26
8:48.4	Dennis Savage (Westmont) Fresno	(3)5/10
8:50.2	Frank Shorter (Yale) Philadelphia	(2)4/26
8:50.6	John Mason (P Coast) Fresno, Calif	(4)5/10
8:51.2	Andy Russell (Lipscomb) Greenville	(1)3/22
8:51.6	Jerry Jobski (Ariz St) Tempe, Ariz	(1)4/9
8:52.2	Jeff Marsee (Sn Cal) Tempe, Ariz	(1)3/8
8:53.2	Manuel Quintanar (Ariz St) Tempe	(3)3/8
8:53.4	Oscar Moore (Sn Ill) Knoxville, Tenn	(1)3/22
8:53.8	Charlie Shrader (Md) College Park	(1)4/12
8:54.0	Carl Hatfield (W Va) Philadelphia	(3)4/26
8:54.0 ⁹	Tracy Smith (Ft MacA) Modesto	(2)5/24
8:54.2	Jim Barkley (Ore St) Berkeley, Cal	(1)4/19



Deposed mile mogul Jim Ryun (r) shares a moment with happy conqueror Marty Liquori (l) following Liquori's upset NCAA win. A week later, Liquori took the AAU but Ryun dropped out. (Photo by Jeff Johnson)

Jack ran well all year, it's true, but he still wasn't a match for masterful Ron Clarke. They met in a two-mile at the Orange County Invitational in June. Clarke traveled eight laps on the exotic (a surface of steel shavings) yet slow high school track in 8:30.0. Bachelor ran 8:36.6.

The "in-between" metric distances serve the same purpose as the US two-mile. They're used in important meets, for variety, or for an odd record attempt. While preparing for the European championships, Italian Francesco Arese stepped up to 2000-meters and moved to sixth on the all-time list with 5:03.4. Britain's Dick Taylor dropped to 3000-meters and gained fifth place all-time with 7:47.6. Both led their events by healthy margins.

Although trailing here, John Boulter (l) came on to win this 1000-meter contest in a British record 2:18.1, the season's fastest. Walter Wilkinson (11) ran 2:18.8 for second and European 1500 winner John Whetton (center) placed fourth in 2:19.7. (Lacey)

8:54.2	Bob Bertelsen (Ohio U) Philadelphia	(4)4/26
8:54.2	Spencer Lyman (Ore St) Berkeley	(2)4/19
8:54.4	Steve Savage (Ore) Corvallis, Ore	(1)5/3
8:54.6	John Kennedy (Strid) W Los Angeles	(2)3/8
8:55.0	Bill Brown (Tulane/1) Gainesville	(3)3/29
8:55.2	Mark Hiefield (Ore HS) Sacramento	(2)6/14
8:55.2	Fred Ritcherson (Cal HS) Sacramento	(1)6/14
8:55.4	Mike Mullins (Strid) W Los Angeles	(3)3/8
8:56.4	Mike Lyons (Ore) Corvallis, Ore	(3)5/3
8:56.8	Dave Pottetti (Harv) Philadelphia, Pa	(2)5/10
8:57.0	Ruben Chappins (Cal HS) W Los Ang	(1)6/7
8:57.0	Art Dulong (H Cross) Philadelphia	(5)4/26
8:57.0	Bill Schabram (Oxy) Fresno, Calif	(6)5/10
8:57.2	Ron Stonitsch (CW Post) Philadelphia	(6)4/26
8:57.4	Chuck Menz (Stanford) San Jose	(1)3/29
8:57.6	Ralph Gamez (San Jose St) San Jose	(2)3/29
8:58.0	Dan Preston (UCLA) W Los Angeles	(4)3/8

600 YARD RUN

1:16.4	Mark Winzenried (Wisc) Lafayette	(1)5/17
--------	----------------------------------	---------

1000 YARD RUN

2:07.8	John Lilly (Ore St) Corvallis, Ore	(1)6/7
--------	------------------------------------	--------

HOUR RUN

12, 23	Fred Ritcherson (Cal HS) Goleta	(1)7/26
11, 1468	Chuck Smead (Cal HS) Goleta, Calif	(2)7/26
11, 1346	Grant Colehour (En Ky) Chicago, Ill	(1)7/26

THREE MILES-5000 METERS

Ron: 4 Sub-13:45s in 100 Hours

Ron Clarke races world class 5000s the way most distance runners go through interval quarters. He runs them, at times, day after day and carries well the combined burdens of fatigue and pressure. During his summer tour of Europe, Ron managed the incredible feat of racing four sub-13:45s in less than 100 hours. Within four weeks, he had 10 races ranging from 13:33.8 to 13:46.2. Others enjoyed upsets of the master. Countryman Kerry O'Brien beat Clarke twice during the year, and Jurgen May outran him at Stockholm--some of the top race of the season. Others ran faster. Dick Taylor led the world, followed by May. Others got more exciting victories. May at Stockholm, Gerry Lindgren over May at Americas-Europe, Ian Stewart at the European championships. But eventually, on sheer bulk of brilliant races, Clarke outlasted them all for number one world ranking--his third straight.

One of the factors goading Clarke to his 1969 success was his Olympic showing. Significantly, he trounced Greece medalists Mohamed Gammoudi and Naftali Temu. The Africans weren't nearly the factor this year that they'd been in 68. Only Gammoudi (ninth) was ranked. Temu was well down the world list, and Kip Keino didn't appear at all.

Britisher Taylor's clean record and world-leading 13:29.0 time earns him second ranking, despite his absence from the European meet. Twenty-year-old Ian Stewart won that race, but an earlier loss to Taylor knocks him down to third in the rankings, ahead of European second-placer Rashid Sharafetdinov. May started in his two important races and ranks fifth. The order of the next four--Gaston Roelants, Bernd Diessner, Harald Norpoth and Gammoudi--is determined by overall quality and consistency in European summer races. Tracy Smith's record--including a narrow AAU win--makes him the 10th choice ahead of Lindgren.

1. RON CLARKE (Australia)	
13:41.2 (2) Melbourne	2/26
13:44.2 (1) Australian Ch	3/28
13:40.4 (1) Bergen	6/17
13:39.6 (1) Skive	6/20
13:35.2 (1) Vasteras	6/27
13:33.6 (2) Stockholm	7/ 2
13:44.4 (1) Stockholm	7/ 3
13:40.2 (1) Gavle	7/ 3
13:37.0 (1) Skovde	7/ 6
13:34.6 (1) Oslo	7/ 8
13:46.2 (1) Halmstad	7/11
13:38.8 (1) Aarhus	7/14
13:46.8 (2) Melbourne	11/ 4
13:21.4y (1) Brisbane	11/ 9
2. DICK TAYLOR (Great Britain)	
13:46.2 (1) Zauli Mem	5/17
13:53.0 (1) London	6/22
13:13.4y (1) Wolverhampton	7/19
13:29.0 (1) v US (13:04.4y)	8/13
3. IAN STEWART (Great Britain)	
13:42.8 (1) London	5/26
13:57.8 (2) Kusocinski M	6/20
14:09.6 (1) v Czech	7/ 6
13:39.8 (1) AAA Champs	8/ 2
13:36.4 (2) v US (13:12.4y)	8/13
13:44.8 (1) European Ch	9/19

4. RASHID SHARAFETDINOV (SU)	
13:38.0 (1) Moscow	5/30
13:40.4 (5) Mericamp Mem	6/12
13:49.2 (1) Znamenskiy M	7/ 1
13:58.8 (1) v US, BC	7/19
13:47.8 (1) Odessa	8/ 3
13:37.8 (1) USSR Champs	8/20
13:55.2 (1) Simferopol	9/12
13:45.8 (2) Burjkan Ch	9/19
14:15.6 (1) Nalchik	10/10
5. JURGEN MAY (West Germany)	
13:33.0 (1) Stockholm	7/ 2
13:40.9 (2) Amer v Eur	7/31
6. GASTON ROELANTS (Belgium)	
13:49.6 (1) Eschweiler	6/25
13:53.6 (1) v Yug, Greece	7/ 6
13:34.6 (1) Cologne	7/ 8
13:44.9 (1) Warsaw	8/29
13:51.6 (1) Puzen	9/30
7. BERND DIESSNER (East Germany)	
13:59.4 (1) Potsdam	6/ 4
13:36.8 (1) Mericamp Mem	6/12
14:01.2 (1) Berlin	6/18
14:00.0 (2) v USSR, Pol	7/13
13:50.4 (4) European Ch	9/19
8. HARALD NORPOTH (West Ger)	
13:36.0 (3) Stockholm	7/ 2

13:33.2 ^o Doug Wiebe (Fr MacA) Los Angeles	(5)6/ 7
13:35.4 Ole Olsson (Sn Cal) Los Angeles	(2)4/12
13:37.4 Greg Brock (Stan) Stanford, Calif	(1)12/3
13:38.2 Don Kardong (Stan) Stanford, Calif	(3)12/3
13:39.8 Oscar Moore (Sn Ill) Bowling Green	(1)8/ 7
13:41.4 Tom Morrow (Ore) Los Angeles	(4)4/12
13:41.4 Jerry Richey (Pitt) New Brunswick	(1)5/31
13:42.0 ^o Mike Masley (Strid) Modesto, Calif	(5)5/24
13:42.2 Grant Colchour (Ea Ky) Morehead	(1)5/ 8
13:42.4 Art Conledge (Kent St) B Green, Ohio	(2)6/ 7
13:43.0 Elliott Evans (Drake) B Green, Ohio	(3)6/ 7
13:43.0 Steve Profontaine (Ore HS) Miami	(4)6/29
13:43.4 Frank Shorter (Yale) Knoxville, Tenn	(2)6/21
13:44.6 Art Dulong (I Cross) Chestnut Hill	(1)5/24
13:44.8 Ken Silvious (In Ky) Morehead, Ky	(2)5/ 9
13:44.8 Van Nelson (unat) Des Moines, Ia	(4)4/25
13:45.2 ^o John Mason (P Coast) Berkeley, Cal	(5)5/31
13:45.2 Gary Tuttle (Humboldt St) S Barbara	(1)8/22
13:47.0 Dick Burkler (Vill) New Brunswick	(8)5/31
13:47.0 Rick Riley (Wash St) Pullman, Wash	(1)4/26
13:47.4 Chuck Schuch (NM) Houston, Tex	(1)3/ 1
13:47.8 Sid Sink (B Green St) Lexington, Ky	(2)6/14
13:48.0 Glenn Ogden (Mo) Austin, Tex	(3)4/11
13:48.2 John Collier (DePaul) Bowling Green	(5)6/ 7
13:48.2 Kerry Hugin (Mo/F) Austin, Tex	(4)4/11
13:49.0 Bob Walden (Cal) Berkeley, Calif	(1)3/ 5
13:49.2 Chris McCubbins (Fr St) Houston	(1)5/30
13:49.6 Rick Elliott (Kans/1 ^o) Austria, Tex	(5)4/11
13:51.4 Bob Bertelsen (Ohio U) B Green, Ohio	(6)6/ 7
13:51.4 Dan Preston (UCLA) W Los Angeles	(1)4/12
13:51.6 Paul Trueman (NW La St) Austin	(6)4/11
13:52.2 John Kennedy (Strid) Santa Maria, Cal	(1)4/12
13:52.4 Mike Lyons (Ore) Corvallis, Ore	(4)5/17
13:52.6 Kenny Link (ACC) Houston, Tex	(2)8/ 1
13:53.6 Ed Stenberg (Duke) Atlanta, Ga	(1)5/24



Britain's 20-year-old Ian Stewart brought a youthful flair to the veteran-dominated distances and collected the European 5000 title and third place for the year. (Shearman)



Rashid Sharafetdinov backed up consistency in the 5000 with international wins, the Soviet title and the European silver medal and ranks fourth. (Photo by Jeff Kroot)

14:18.2 (1) W German Ch	8/17
9. MOHAMED GAMMOUDI (Tunisia)	
13:52.6 (1) World Games	6/30
13:43.0 (4) Stockholm	7/ 2
13:51.4 (2) Gavle	7/ 5
13:40.6 (2) Cologne	7/ 8
13:59.9 (1) CISM	7/14
14:01.6 (1) Tripolis	7/25

10. TRACY SMITH (US/Ft MacA)	
13:46.4 (3) California Rlys	5/24
13:47.6 (2) Col-Compton	6/ 7
13:33.4y (1) Wichita Falls	6/17
13:18.4y (1) AAU	6/29
14:02.4 (2) CISM	7/14
14:23.6 (1) S Lake Tahoe	9/12
13:40.2 (1) Pan-Pacific	9/27

World List

THREE MILE RUN

13:04.6 ^o Dick Taylor (GB) London, Eng	(1)8/13
13:08.0 ^o Ron Clarke (Aus) Stockholm, Swe	(1)7/ 2
13:08.2 ^o Jurgen May (WG) Stockholm, Swe	(2)7/ 2
13:09.2 ^o Harald Norpoth (WG) Stockholm	(3)7/ 2
13:11.4 ^o Mohamed Gammoudi (Tun) Stockholm	(4)7/ 2
13:12.4 ^o Ian Stewart (GB) London, Eng	(2)8/13
13:14.0 ^o Jack Bacheiler (US/Fla TC) Gsvl	(1)12/ 1
13:16.4 Alan Blinston (GB) Wolverhampton	(2)7/19
13:16.6 ^o Kerry O'Brien (Aus) Melbourne, Aus	(2)2/26
13:18.4 ^o Gerry Lindgren (US/unat) Miami, Fla	(2)6/29
13:18.4 ^o Tracy Smith (US/Ft MacA) Miami	(1)6/29
13:20.2 ^o Juan Martinez (Mex) Modesto, Calif	(3)5/24
13:21.2 Mike Baxter (GB) Keighley	(1)7/23
13:23.2 Arne Kvalheim (Nor/Ore) Los Angel	(1)4/12
13:25.2 Trevor Wright (GB) Rotherham	(1)6/14
13:26.6 ^o Abdelkader Zaddam (Tun) Stockholm	(5)7/ 2
13:27.0 Derek Graham (N Ire) Belfast, N Ire	(1)6/25
13:27.8 ^o Christian Dudoine (Fr) London, Eng	(2)8/ 1
13:29.4 ^o Jim Ryan (US/Kans) Carbondale, Ill	(1)5/ 7
13:29.6 Dave Bedford (GB) Wolverhampton	(3)7/19
13:29.6 ^o Lajos Meccser (Hun) Stockholm, Swe	(6)7/ 2
13:29.8 ^o Barry Harrison (US/Colo St) Tempe	(1)6/24
13:30.8 Bob Holt (GB) Wimbledon, Eng	(1)8/20
13:30.8 ^o Jerry Johski (US/Artz St) Berkeley	(3)5/31
13:31.2 John Waterhouse (GB) Keighley	(2)7/23

US Additions

13:33.2 ^o Conrad Nightingale (unat) Los Angel	(3)6/ 7
--	---------

13:53.6 George Wisniewski (NYU) N Brunswk	(4)5/31
13:54.0 Leonard Hilton (Hous) Beaumont	(1)5/17
13:54.0 Bob Legge (Ind) Bowling Green, Ohio	(1)6/ 7
13:54.2 Van Rose (Kans St) Atlanta, Ga	(1)6/ 7
13:54.6 Ken Misner (Fla St) Atlanta, Ga	(2)5/24
13:55.2 Mike Graves (Duke) Atlanta, Ga	(3)5/24
13:55.6 ^o John Lawson (P Coast) Modesto, Cal	(7)5/24
13:55.8 Dave Compton (Drake) Lawrence	(2)5/19
13:55.8 Tom Hoffman (Whitewater St) R Fall	(1)5/16
13:55.8 Ken Leonowicz (Mich St) Champaign	(1)4/12
13:56.2 Ken Howse (Ill) Champaign, Ill	(2)4/12
13:56.2 Garth McKay (GB) Miami, Fla	(7)6/29
13:56.2 Pete Morales (Baylor/F) Houston	(2)5/30
13:56.6 Hartzell Alpzar (UCLA) W Los Ang	(3)4/12

World List

5000 METER RUN

13:29.0 Dick Taylor (GB) London, England	(1)8/13
13:33.0 Jurgen May (WG) Stockholm, Swe	(1)7/ 2
13:33.8 Ron Clarke (Aus) Stockholm, Swe	(2)7/ 2
13:34.6 Gaston Roelants (Bel) Cologne, WG	(1)7/ 8
13:36.0 Harald Norpoth (WG) Stockholm	(3)7/ 2
13:36.4 Ian Stewart (GB) London, Eng	(2)8/13
13:36.8 Bernd Diessner (EG) Paris, Fr	(1)6/12
13:37.6 Ivan Shopaha (SU) Moscow, USSR	(1)6/12
13:37.8 Werner Girke (WG) Paris, Fr	(2)6/12
13:37.8 Rashid Sharafetdinov (SU) Kiev	(1)8/20
13:38.4 ^o Gerry Lindgren (US/unat) Stuttgart	(1)7/31
13:38.6 Ulrich Brugger (WG) Paris, Fr	(3)6/12
13:39.8 Vyacheslav Alanov (SU) Moscow	(2)6/12
13:39.6 Nikolay Sviridov (SU) Kiev, USSR	(2)8/20
13:40.2 ^o Tracy Smith (US/Ft MacA) Tokyo	(1)9/27

26-January 1970

13:40.4	Alan Blinston (GB) Paris, Fr	(4)6/12	13:45.3	Rex Maddaford (NZ) Tokyo, Japan	(2)9/27
13:40.4	Viktor Kudinsky (SU) Moscow	(1)6/26	13:45.3	Naftali Temu (Ken) Vasteras, Swe	(3)6/27
13:40.6	Mohamed Gammoudi (Tun) Cologne	(2)7/ 8	13:46.2	Stjepan Baidyuk (SU) Moscow, USSR	(2)6/24
13:40.6	Kerry O'Brien (Aus) Melbourne	(1)2/26	13:46.4	Arne Kvalheim (Nor/Gre) Oslo, Nor	(2)7/ 3
13:41.4	Vladimir Shashmurin (SU) Kiev	(4)8/20	13:46.4	Petrus Simonelis (SU) Kiev, USSR	(6)8/20
13:41.4	Noel Tijou (Fr) Paris, Fr	(6)6/12	13:46.6	Mike Baxter (GB) Middlesbrough	(1)8/16
13:41.6	Witold Baran (Pol) Colombes, Fr	(1)7/ 6	13:46.6	Yevgeniy Kozlov (SU) Moscow	(3)5/30
13:41.8	Aleksandr Morozov (SU) Helsinki	(1)6/ 6	13:48.8	John Caine (GB) Middlesbrough	(2)8/16
13:42.0	Stanislav Hoffman (Czech) S Boleslav	(1)10/6	13:46.8	Ants Nurmekivi (SU) Helsinki, Fin	(3)6/ 6
13:42.8	Dave Bedford (GB) London, Eng	(1)7/12	13:47.4	Mike Tagg (GB) Middlesbrough	(3)8/16
13:43.0	Rene Jourdan (Fr) Paris, Fr	(7)6/12	13:47.6	Lutz Philipp (WG) Cologne, WG	(3)7/ 8
13:43.8	Paul Moses (Kenya) Vasteras, Swe	(2)6/27	13:48.0	John Coyle (Aus) Tokyo, Japan	(3)9/27
13:44.0	Juan Martinez (Mex) Modesto, Calif	(1)5/24	13:48.4	Allan Rushmer (GB) London, Eng	(3)5/26
13:44.4	Geoff North (GB) London, Eng	(2)7/12	13:48.6	Jürgen Haase (EG) Berlin, BG	(1)8/ 3
13:45.2	Nikolay Pukhtakov (SU) Kiev, USSR	(5)8/20	13:48.8	Stanislav Petr (Czech) Cracow, Pol	(3)8/10
13:45.4	Ricky Wilde (GB) London, Eng	(3)8/ 2	13:48.8	Colin Robinson (GB) Middlesbrough	(4)8/16
13:45.8	Nedo Parčić (Yug) Vasteras, Swe	(4)6/27	13:49.6	Derek Clayton (Aus) Vasteras, Swe	(6)6/27

SIX MILES-10,000 METERS

Taylor Gallant Until Athens

Through mid-September, it had been Dick Taylor's year. He had altered and increased his training so that it resembled Ron Clarke's. Then, in June in London, he beat Clarke handily. Admittedly, Ron had a touch of indignation when he lost by 15 seconds, but in this race Taylor became the fourth-fastest 10,000 man of all-time and got a European six-mile record en route. Dick later got other nice marks at shorter distances. He chose this one, though, for his European title try. In the sweltering heat at Athens, the fair-haired Briton crumbled and ran something over 30 minutes. He slipped from potential world leadership to third in the rankings. European winner (for the second time) Jürgen Haase performed perfectly and, although he went for time only once, amply deserves second place. First was reserved for Clarke, as it was three times previously. Two weeks after his loss to Taylor, and in the midst of his spectacular 5000 series, Ron paced a 28:03.6. Only Ron Clarke has run faster.

Following the clear trio of leaders are the next two placers behind Haase at Athens—Mike Tagg and Nikolay Sviridov. Ron Hill stressed marathoning (he won the European title at that distance) but squeezed in several good 10,000s. The best, competitively, was his World Games win over Olympic silver medalist Mammo Wolde and his Ethiopian compatriots Fikru Deguefu and Wolih Mas-rosha. Hill ranks sixth. Gaston Roelants lost to Hill, too, at Helsinki and was sixth at Athens, but fast times offset those and gave him seventh. Eighth-ranked Mike Freary raced regularly in the 28:40 range. Vyacheslav Alanov's times earn him ninth despite light international competition. US champ Jack Bachelor makes the rankings chiefly because he beat 28:13.8 Soviet Stjepan Baidyuk.

1. RON CLARKE (Australia)	28:45.8 (3)	European Ch	9/16
28:43.4 (1)	Australian Ch	3/30	
28:21.0 (2)	London	6/22	
28:03.6 (1)	Oslo (27:09.6y)	7/ 8	
28:35.4 (1)	v US, USSR	7/18	
2. JURGEN HAASE (East Germany)			
28:08.2 (1)	Moscow	8/11	
28:52.4 (1)	v USSR, Pol	7/12	
28:51.4 (1)	Amer v Eur	7/30	
28:41.6 (1)	European Ch	9/16	
3. DICK TAYLOR (Great Britain)			
28:53.2 (1)	London	5/26	
28:06.6 (1)	London (27:10.2)	6/22	
28:27.6 (1)	AAA Champs	8/ 1	
30:10.6 (15)	European Ch	9/16	
4. MIKE TAGG (Great Britain)			
28:33.8 (3)	London (27:39.3)	6/22	
28:36.4 (2)	AAA Champs	8/ 1	
28:43.2 (2)	European Ch	9/16	
5. NIKOLAY SVIRIDOV (USSR)			
28:33.0 (2)	Znamenskiy M	7/ 2	
28:49.8 (2)	v US, BC	7/18	
28:35.4 (1)	Moscow	8/ 6	
28:43.4 (2)	USSR Champs	8/17	
6. RON HILL (Great Britain)			
29:31.0 (*)	Leicester	4/ 5	
28:40.6 (1)	World Games	7/ 1	
28:39.0 (3)	AAA Champs	8/ 1	
29:07.2 (1)	v US	8/12	
7. GASTON ROELANTS (Belgium)			
28:21.2 (1)	Rennes	6/27	
28:45.6 (5)	World Games	7/ 1	
28:51.4 (2)	Amer v Eur	7/30	
29:27.6 (1)	Belgian Champs	8/ 2	
28:19.0 (1)	Benclux v Nor	8/ 6	
28:49.8 (5)	European Ch	9/16	
29:19.2 (1)	Soderalje	9/27	
8. MIKE FREARY (Great Britain)			
28:45.4 (7)	London	6/22	
28:48.0 (1)	Bolton	7/26	
28:43.8 (5)	AAA Champs	8/ 1	
28:48.4 (1)	v Italy, Czech	8/16	
28:47.6 (2)	v France	8/30	
28:49.8 (6)	European Ch	9/16	
9. VYACHESLAV ALANOV (SU)			
28:32.8 (1)	Znamenskiy M	7/ 2	
29:24.2 (4)	v EG, Pol	7/18	

World List

SIX MILE RUN

27:09.6 ^o	Ron Clarke (Aus) Oslo, Norway	(1)7/ 8
27:10.2 ^o	Dick Taylor (GB) London, Eng	(1)6/22
27:29.4 ^o	Dave Bedford (GB) London, Eng	(1)4/19
27:30.0 ^o	Jack Bachelor (US/Fla TC) D Moines	(1)4/26
27:39.8 ^o	Mike Tagg (GB) London, Eng	(3)6/22
27:40.0 ^o	Trevor Wright (GB) London, Eng	(4)6/22
27:48.8 ^o	John Caine (GB) London, England	(5)6/22
27:48.8 ^o	Kerry O'Brien (Aus) London, Eng	(6)6/22
27:49.0 ^o	Mike Freary (GB) London, Eng	(7)6/22
27:49.0 ^o	Arne Risa (Nor) Oslo, Nor	(2)7/ 8
27:49.2 ^o	Derek Clayton (Aus) Oslo, Norway	(3)7/ 8
27:49.6 ^o	Nedo Parčić (Yug) Oslo, Norway	(4)7/ 8
27:49.8 ^o	Tsugumichi Suzuki (Jap) Oslo, Nor	(5)7/ 8
27:52.4 ^o	Nikolay Sviridov (SU) Los Angeles	(2)7/18
27:59.8 ^o	John Bednarski (GB) London, Eng	(2)4/19
28:01.0 ^o	Bob Richardson (GB) London, Eng	(3)4/19

US Additions

28:06.4 ^o	Don Faircloth (GB) London, Eng	(4)4/19
28:06.6 ^o	Allan Rushmer (GB) London, Eng	(9)5/22
28:07.2 ^o	Roger Matthews (GB) London, Eng	(5)4/19
28:09.8 ^o	Jim Hogan (GB) London, Eng	(10)6/22
28:12.6	Juan Martinez (Mex) Miami, Fla	(2)6/28
28:24.0	Tom Hoffman (Whitewater St) D Moir	(3)4/26
28:39.2	Dan McKillip (El Paso) Des Moines	(4)4/26
28:41.2	Oscar Moore (Sn Ill) Champaign, Ill	(1)5/24
28:45.0	Bob Bertelsoe (Ohio U) Kalamazoo	(1)5/23
28:46.4	Ken Moore (Pt MacA) Miami, Fla	(3)6/28
28:49.6	Van Nelson (unat) Des Moines, Ia	(6)4/26
28:50.6	Sid Sink (B Green St) Athens, Ohio	(1)4/11
28:51.0	Art Coolidge (Kent St) Kalamazoo	(2)5/23
28:52.0	Frank Shorter (Yale) Miami, Fla	(4)6/28
28:54.0	Doug Wiebe (Pt MacA) Wichita Falls	(2)6/18
28:54.2	Grant Colchour (En Ky) Lexington	(2)4/ 4
28:54.6	Jerry Jobski (Ariz St) Lexington, Ky	(1)6/13
29:00.0	Paul Talkington (B Green St) Kalamaz	(3)5/23

13:49.6 Mikhail Zhelev (Bul) Sofia, Bulgaria (1)8/31

US Additions

13:52.8	Steve Prefontaine (Ore HS) Stuttgart	(3)7/31
13:53.4	Chris McCubbins (Fr SH) Cork, Ire	(1)7/ 8
13:56.6	Conrad Nittinggale (unat) Los Angeles	(3)6/ 7
13:57.4	Jack Bachelor (Fla TC) Villanova	(1)5/18
13:57.4	Jerry Jobski (Ariz St) Los Angeles	(4)6/ 7
13:59.2	Doug Wiebe (Pt MacA) Los Angeles	(5)8/ 7
14:00.6	John Kennedy (Strid) Los Angeles	(6)6/ 7
14:07.8	Mike Manley (Strid) Modesto, Calif	(5)9/24
14:09.8	Tarry Harrison (Colo St) Berkeley	(4)5/31
14:15.0	John Mason (P Coast) Berkeley, Calif	(5)5/31
14:20.6	John Lawson (P Coast) Modesto, Cal	(7)5/24
14:24.0	Bob Waldon (Cal) Berkeley, Calif	(6)5/31
14:24.8	Ken Moore (Pt MacA) Sapporo, Japan	(1)10/1



Only England's Dick Taylor threatened Ron Clarke's 11 long-distance domination. But Clarke emerged on top with the season's fastest 10,000 and a victory here at Los Angeles over Soviet Nikolay Sviridov (r), who capped a consistent year with a third at Athens to take fifth for the year. (Photo by Don Chadez)

29:34.8 (1)	Odesso	8/ 2	27:30.0y (1)	Drake Relays	4/26
28:45.0 (3)	USSR Champs	5/17	28:12.0y (1)	AAU	6/28
10. JACK BACHELER (US/Florida TC)			29:18.0 (3)	v USSR, BC	7/18

29:03.4	Andy Russell (Lipscomb) Des Moines	(8)4/26
29:03.0	Vic Nelson (Ky) Des Moines, Ia	(9)4/26
29:08.0 ^o	John Collet (DePaul) Chicago, Ill	(2)5/24
29:10.6	Rich Waelk (Strid) W Los Angeles	(1)3/ 9
29:13.0	Gerry Lindgren (unat) Lexington, Ky	(2)6/13
29:13.4	Frank Pfaffing (Balt OC) Baltimore	(1)6/14
29:19.4	Bill Clark (Quantico) College Park	(1)5/24
29:23.2	Rick Riley (Wash St) Knoxville, Tenn	(2)8/19
29:24.0	Jerry Richey (Pitt) Bowling Green, O	(2)6/ 6
29:25.8	Chuck Smead (Cal HS) Eagle Rock	(1)5/30
29:32.2	Gerry Garcia (H Strid) Des Moines	(10)4/26
29:32.4	Mark Covert (LA Val JC) Eagle Rock	(2)5/30
29:40.2 ^o	Bruce Mortenson (Ore TC) Walnut	(2)4/26
29:44.4	Craig Runyan (Colo) Lawrence, Kans	(1)4/17
29:45.2	Lynn Lee (Drake/19) Des Moines	(1)4/26
29:47.0	Rich Elliott (Kans/F) B Green, Ohio	(5)6/ 6
29:48.4	Filhoit Evans (Drake) Peoria, Ill	(1)5/ 9
29:49.0 ^o	Tom Bache (San Diego TC) Walnut	(3)4/26
29:50.4	Dave Compton (Drake) Peoria, Ill	(2)5/ 9
29:50.8	Phil Captain (Taylor) Lexington, Ky	(3)4/ 4
29:51.4	Lee Ferrero (Sac St) Sacramento	(1)6/21
29:51.6	Carl Hatfield (W Va) Bowling Green	(6)6/ 6

ADVERTISEMENTS

Bay Area Tiger Sales. Running Unlimited, 603 E. 15th St., Oakland, California 94606. Coaches & runners call (415) 835-2232 day or evening for prompt Tiger shoe service. All training shoes, spikes, and apparel are available. Discounts to students and teachers.

Strength, Health and Longer Life Thru Running. \$2.00 per copy available from and written by the World Marathon Runners Association, P.O. Box 36522, Houston, Texas 77036.

Free. 8 page catalog of distance running equipment and accessories, marathon shirts, Road Runner Club products, animal repellent. Write Specialty Sports, P.O. Box 36522, Houston, Texas 77036.

MEET INFORMATION

OREGON INVITATIONAL. 10th annual meet, Sat., Jan. 31, 1970 in Portland Memorial Coliseum, 8:00 p.m. Select field of great athletes. 11-lap track, one of the finest in the country. Entry info from Bob Newland, 1177 Melvina Way, Eugene, Ore. Ticket information from Coliseum, Portland, Oregon.

10TH MASON-DIXON GAMES. Feb. 14. 220-yd. banked board track—world's largest. 144' pole vault runway. Separate 168' LJ-TJ runways. Port-a-Pits. Site of "world" indoor records in the mile & 2-mile relays, 440, 500, 70, 70HH, 14,500 seats. Write: 8508 Blossom Lane, Louisville, Kentucky 40222.

CLEVELAND KNIGHTS OF COLUMBUS TRACK MEET. 30th annual invitational indoor, Friday, March 20, 1970, at the Cleveland (Ohio) Arena at 7:30 p.m. See outstanding world and college athletes competing in one of the best-established meets in the country. For info write or call: Mr. Daniel E. Ferrazza, Catholic Youth Org., Rm. 600, 1027 Superior Ave., Cleveland, Ohio 44114. Ph: (216) 214-0684.

WANAMAKER MILLROSE Games. 63d Annual, featuring Wanamaker mile, Sheppard 600 and other regular invitational events & college relays. Madison Sq. Garden, New York City, Fri., Jan. 30, 1970. Meet Director: Fred Schmertz, John Wanamaker, Yonkers, N.Y. 10704.

NEW YORK CHAPTER KNIGHTS OF COLUMBUS. 51st Annual Meet, Fri., Feb. 6, Madison Sq. Garden, New York City, featuring Columbian Mile, Casey 600, 1000, and other invitational events, college & club relays. Meet Director: Matthew W. Peterson, Prince George Hotel, 14 E. 28th St., N.Y., N.Y. 10016.

QUANTICO RELAYS. Fourteenth annual Quantico Relays, 1-2 May 1970. Interested competitors please write: Director, Quantico Relays, Marine Corps Base, Quantico, Virginia 22134.



spenco

The Amazing Athletic Insole that prevents BLISTERS-CALLUSES for all sports!

USED AND ENDORSED BY CHAMPIONS.

PROVIDES TREMENDOUS PROTECTION AGAINST BLISTERS AND CALLUSES.

ADAPTED HEEL VERSION GIVES BEST HEEL CONDITION COMFORT.

Completely washable, Spenco Insoles do not absorb moisture or odors. Your feet stay dry and comfortable, all day long. Men's sizes: 6-7, 8-9, 10-11, 12-13, 14-15. Ladies' sizes: 5-6, 7-8, 9-10.

\$3⁹⁵
A PAIR

SPENCO INSOLES used by 90% of Professional, College & High School athletes

RANDOLPH MFG. CO. FEATURES SPENCO IN THEIR BOB COUSY, RICK BARRY AND LOU ALCINDOR BASKETBALL SHOES.

SPENCO MEDICAL PRODUCTS

PARENT COMPANY — P.O. Box 6255, Salt Lake City, Utah 84106 Phone (801) 484-8535
or SEE YOUR LOCAL ATHLETIC SUPPLY DEALER

TRACK TECHNIQUE has a new look!

You'll like the NEW Track Technique (The Technical Quarterly of Track & Field Athletics). Its improved typography and layout make it more readable and appealing to the eye. And there is more reading packed into each 32-page issue. **Issue No. 38** is now out; it has some great articles, including Training of Polish Women Sprinters; Hypnosis in T&F Coaching; Indoor Training for Jumpers & Sprinters; Juan Martinez—How He Trains; 400M Hurdles Training & Technique; Anabolic Steroids; and much more. Get your copy today—only \$1.00. A year's subscription (4 issues), \$3.00; 4 yrs., \$10.00. P.O. Box 296, Los Altos, Calif. 94022.

OLSON TRACK AND FIELD SCORE CARDS

You can't run your meets without an efficient system of recording results. This is the original recording and filing method in the field. * These cards are sold in sets. Each set consists of one card for each event plus a **SUMMARY FILING FOLDER** for recording results and other pertinent data. * Start a **PERMANENT RECORD SYSTEM** by ordering a set for each of your meets.....\$1.50 PER SET

Carl Olson, Box 70, Newfield, Maine 04056

USE **STIM-O-STAM** TO

REPLENISH BODY SALTS LOST THROUGH PERSPIRATION
DURING VIGOROUS PHYSICAL EXERCISE

Recommended by such NAME COACHES as:

Bill McClure and Oliver Jackson, Abilene Christian College * Ralph Higgins and Ralph Tate, Oklahoma State University * Emory Bellard, San Angelo High School, Texas * Vern Wolfe, University of Southern California * Jack Patterson, University of Texas

SOLD THROUGH SPORTING GOODS DEALERS

Abbott Athletics, Inc., Box 1264, Abilene, Texas 79604, Distributor

VioBin Wheat Germ Oil

**Scientific Proof 18 Years
Gives Increased Endurance and Stamina
Reduces Heart Stress**

Quotation from 1968 University Ph.D. thesis:

"After 20 weeks of training, the wheat germ oil group had made significantly greater changes in electromechanical lag at rest (sitting), during the last ten seconds of the ride, and at 30 seconds and five minutes post exercise and in isovolumetric contraction period at rest (supine) and at 30 seconds post exercise. These changes were in the same direction as, but greater than, the effects of training alone."

From another University study—a quoted statement:

"The addition of wheat germ oil to a strenuous endurance training program produced a significant effect in the amplitude of the T wave in two minutes of recovery following a strenuous exercise. The groups not supplemented with wheat germ oil (placebos and training only) showed general decreases in the amplitude of the T wave from the tenth to twentieth week of training, indicating that the training may have been so strenuous as to be fatiguing. The progressiveness was such that the training subjects could not fully adapt to it. Wheat germ oil appeared to counteract such a decrease; therefore, it was concluded that wheat germ oil did have some benefits for the neurological function of the heart."

Write for literature.

VIOBIN CORPORATION

Monticello, Illinois 61856



THOMAS ROSANDICH
University of Wisconsin-Parkside



BILL MC CLURE
Abilene Christian College

These and hundreds of other successful track coaches in universities, colleges and high schools can tell you about the fabulous and convenient

SPORTS PAK

EXTRA NUTRIENTS FOR EXTRA PERFORMANCE



DON MEYERS
University of Colorado



30-day Pak \$7.50
100-day Pak 22.50

Order today!

REALIFE Athletic Research
110 Gay St., Arlington, Texas 76010

This is the SPORTS PAK taken daily with breakfast or with High Protein drink



**THIS ONE
GOES THE
DISTANCE!**

For all weather tracks, you can't beat Grasstex. It wins the trophy every time for durability, resiliency and economy. It's the all-time champ for both new construction and the up-grading of existing facilities. For complete information, contact our nearest office.



Chevron Asphalt Company
555 Market Street, San Francisco, California 94120
Perth Amboy, New Jersey • Baltimore, Md. • Cincinnati, Ohio
Mobile, Alabama • Tucson, Arizona • Portland, Oregon
Oakland, California • El Segundo, California • San Juan, P.R.
In Canada: Canadian Bitumuls Co., Ltd., Leaside (Toronto17), Ontario

29:52.0	Dennis Delmott (Emp St) W Allis	(1)7/ 5
29:52.2	Byron Lowry (San Jose St) San Jose	(1)5/ 3
29:54.3	Dave Reid (Miami/O) Kalamazoo	(4)5/23
29:55.0	Steve Bricker (unat) Corvallis, Ore	(1)6/ 7
29:55.0	Bob Deines (Oxy) Walnut, Calif	(4)4/26
29:55.4	Dick Sharkey (Ft MacA) Glendale	(2)5/17
29:56.2	Skip Houk (Athens) Sacramento	(2)6/21
29:57.8	Sam Ring (C Wash St) Bellingham	(2)5/17

World List

10,000 METER RUN

28:03.6	Ron Clarke (Aus) Oslo, Norway	(1)7/ 8
28:06.6	Dick Taylor (GB) London, Eng	(1)6/22
28:08.2	Jurgen Haase (EG) Moscow, USSR	(1)6/11
28:13.8	Stjepan Baidyuk (SU) Moscow, USSR	(2)6/11
28:19.0	Gaston Roelants (Bel) Oslo, Norway	(1)9/ 6
28:24.4	Dave Bedford (GB) London, Eng	(1)4/19
28:28.8	Rene Jourdan (Fr) St Maur, Fr	(1)6/ 4
28:32.8	Vyacheslav Alanov (SU) Odessa	(1)7/ 2
28:33.0	Nikolay Sviridov (SU) Odessa	(2)7/ 3
28:33.8	Mike Tapp (GB) London, Eng	(3)6/22
28:36.0	Bob Richardson (GB) Rennes, Fr	(2)6/27
28:36.6	Lutz Philipp (WG) Darmstadt, WG	(1)9/ 3
28:36.8	Trevor Wright (GB) London, Eng	(4)6/22

3000 METER STEEPLECHASE

Zhelev, Dudin Make News

Steeplechasing's names were new in 1969, yet the quality was never higher. World record holder Jouko Kuha wasn't within 10 seconds of his mark. Gaston Roelants avoided the barriers entirely, George Young retired, Viktor Kudinsky raced lightly. Kenya's one-two Olympic placers Amos Biwott and Ben Kogo weren't close to Olympic-winning form. But their roles were filled more than adequately. A year ago, Vladimir Dudin was an 8:35 steeplechaser buried in seventh place on his national list. In 1969, Dudin became the lone distance record-setter when he ran 8:22.2. A year ago, Mikhail Zhelev had run a barely-noticed sixth in the Olympic steeplechase. In 1969, Zhelev established credentials as the world's best with victories in the Americas-European and European meets. Bulgarian Zhelev's flawless record—he never lost a final

28:37.4	Ants Nurmekivi (SU) Moscow	(2)8/ 6
28:39.0	Ron Hill (GB) London, Eng	(3)8/ 1
28:39.8	Roger Matthews (GB) London, Eng	(4)8/ 1
28:40.0	Anatoliy Skripnik (SU) Moscow	(3)8/ 6
28:40.4	Nikolay Duzov (SU) Kiev, USSR	(1)8/17
28:41.0	Pikru Deguefu (Eth) Helsinki, Fin	(2)7/ 1
28:41.2	Wohib Maresha (Eth) Helsinki	(3)7/ 1
28:41.8	John Caine (GB) London, Eng	(5)6/22
28:42.8	Tsugumichi Suzuki (Jap) Oslo, Nor	(2)7/ 8
28:43.6	Kerry O'Brien (Aus) London, Eng	(6)6/22
28:43.8	Mike Freary (GB) London, Eng	(5)8/ 1
28:44.6	Nedo Parcie (Yug) Oslo, Norway	(3)7/ 8
28:45.0	Mamo Wolde (Eth) Helsinki, Fin	(4)7/ 1
28:45.2	Derek Clayton (Aus) Oslo, Norway	(4)7/ 8
28:46.0	Drago Zuntar (Yug) Athens, Gr	(4)9/16
28:46.4	Arne Risa (Nor) Oslo, Nor	(5)7/ 8
28:47.0	Henri Le Pape (Fr) St Maur, Fr	(2)6/ 4
28:48.8	Gert Eisenberg (EG) Budapest, Hun	(1)6/14
28:49.6	Noel Tijon (Fr) London, Eng	(3)8/30
28:50.6	Lachie Stewart (GB) Helsinki, Fin	(7)7/ 1
28:50.6	Jim Alder (GB) London, Eng	(6)8/ 1
28:51.0	Ron Grove (GB) Rennes, Fr	(3)6/27
28:51.2	Pavel Andreyev (SU) Kiev, USSR	(4)8/17
28:51.4	Jurgen Busch (EG) Moscow, USSR	(4)6/11
28:51.6	Dane Korica (Yug) Zurich, Switz	(1)8/ 2
28:51.8	John Bednarski (GB) London, Eng	(2)4/19
28:52.2	Gilbert Gauthier (Fr) Rennes, Fr	(4)6/27

28:52.8	Janos Szorenyi (Hun) Budapest	(2)6/14
28:53.0	Juha Vainanen (Fin) Haapavesi	(1)8/28
28:54.4	Vladimir Tsiroyev (SU) Odessa	(3)7/ 2
28:54.6	Mike Turner (GB) London, Eng	(9)8/ 1
28:55.6	Akio Usami (Jap) Kobe, Japan	(1)4/29
28:56.6	Keisuke Sawaki (Jap) Kobe, Japan	(2)4/29
28:57.4	Juan Martinez (Mex) Stuttgart, WG	(3)7/30
28:58.0	Joachim Lieas (WG) Koblenz, WG	(1)7/ 2
28:58.2	Leonid Ivanov (SU) Moscow, USSR	(5)6/11
28:58.8	Rex Maddaford (NZ) Port Elizabeth	(1)4/ 7
28:58.8	Mariano Hazo (Sp) La Coruna	(1)7/12
28:58.8	Denes Simon (Hun) Budapest, Hun	(3)6/14
28:59.2	Anatoliy Byezdyelov (SU) Moscow	(6)6/11

US Additions

29:01.2	Ken Moore (Ft MacA) Tokyo, Japan	(1)9/28
29:16.4	Frank Shorter (Yale) London, Eng	(4)8/12
29:19.0	Jack Bacher (Fla TC) Los Angeles	(3)7/18
29:46.4	Tom Hoffman (Whitewater St) Chicag	(1)5/24
30:06.6	John Collet (DePaul) Chicago, Ill	(2)5/24
30:42.8	Bruce Mortenson (Ore TC) Walnut	(2)4/26
30:43.0	Tom Bache (San Diego TC) Walnut	(3)4/26
30:54.0	Bob Deines (Oxy) Walnut, Calif	(1)4/26
30:54.0	Andy Vollmer (San Jose St) Walnut	(5)4/26

1. MIKHAIL ZHELEV (Bulgaria)	8:32.8	(1)	Kiev	8/ 6
8:39.0	(1)	Sofia	6/ 1	
8:45.2	(1)	v R Ger, Rum	6/ 7	
8:42.2	(1)	World Games	7/ 1	
8:38.6	(1)	Oslo	7/ 9	
8:42.8	(1)	Bulgarian Ch	7/18	
8:33.2	(3)	Amer v Eur	7/31	
8:39.6	(1)	Balkan Gms	8/30	
8:45.6	h(3)	European Ch	9/18	
8:25.0	(1)	European Ch	9/20	
8:38.6	(1)	v Poland	10/ 5	
2. ALEKSANDR MOROZOV (S Union)	8:26.8	(2)	v US, USSR	8/19
8:42.2	(3)	Znamenskiy M	7/ 3	
8:35.8	(1)	v Pol, EG	7/13	
8:26.0	(1)	v US, BC	7/18	
8:29.0	(1)	Moscow	8/ 9	
8:23.4	(2)	USSR Champs	8/19	
8:25.6	(2)	European Ch	9/20	
8:38.2	(1)	Nalchik	10/12	
3. VLADIMIR DUDIN (Soviet Union)	8:50.4	(1)	Minsk	6/ 1
8:36.8	(1)	Moscow	6/ 4	

and beat all the men that counted--gained him number one world ranking. The European final was THE race and weighed heavily in the order of rankings. Even with his world record, Dudin was third at Athens so is third ranked. Second-ranked Aleksandr Morozov was second at Athens. Morozov beat Kerry O'Brien (fourth-ranked) at the US-USSR-British Commonwealth meet, though O'Brien set a Commonwealth record. A second Bulgarian, Georgi Tikhov, came from nowhere to grab fourth at Athens. He ranks fifth ahead of another vastly-improved runner, Jean-Paul Villain. Gerry Stevens and John Jackson, seventh and eighth, saw their good records stained by what they failed to achieve at Athens. Yuriy Ribachenko and Pavel Sisoyev give the Soviets four of the 10 leaders.

8:44.4	h(3)	European Ch	9/18	
8:27.2	(4)	European Ch	9/20	
6. JEAN-PAUL VILLAIN (France)	8:50.4	(1)	Sochaux	5/31
8:51.6	(2)	Meritcamp Mem	6/11	
8:45.0	(1)	v Switzerland	6/22	
8:40.4	(1)	Monaco	6/28	
8:30.8	(1)	v Poland	7/ 6	
8:32.4	(1)	French Ch	7/19	
8:39.8	(2)	Amer v Eur	7/31	
8:30.4	(1)	v Gr Britain	9/ 1	
8:33.4	(5)	European Ch	9/20	
7. GYRREY SIVUYENS (Great Britain)	8:49.0	(1)	Oxford	4/30
8:46.0	(2)	World Games	7/ 1	
8:39.2	(1)	London	7/12	
8:36.2	(2)	AAA Champs	8/ 2	
8:35.2	(2)	v US	8/13	
8:30.8	(2)	v France	9/ 1	
8:36.8	(8)	European Ch	9/20	
8:54.8	(2)	v W Germany	9/23	
8:40.0	(2)	v Finland	10/ 9	
8. JOHN JACKSON (Great Britain)	8:51.0	(3)	v Czech	7/ 6
8:43.6	(1)	Wolverhampton	7/19	
8:35.0	(1)	AAA Champs	8/ 2	
8:33.0	(1)	v US	8/13	
8:47.4	h(7)	European Ch	9/18	
9. YURIY RIBACHENKO (Soviet Union)	8:34.2	(3)	Moscow	5/29
8:40.0	(3)	Moscow	6/12	
8:40.6	(2)	Znamenskiy M	7/ 2	
8:34.6	(2)	Kiev	8/ 6	
8:34.0	(3)	USSR Champs	8/19	
8:52.0	(2)	Nalchik	10/12	
10. PAVEL SISOYEV (Soviet Union)	8:44.0	(2)	Khar'kov	5/14
8:39.6	(5)	Moscow	5/29	
8:45.0	(6)	Moscow	6/12	
8:33.0	(1)	Odessa	8/ 3	
8:34.6	(1)	Cracow	8/10	
8:35.8	(4)	USSR Champs	8/19	
8:54.8	h(8)	European Ch	9/18	

World List

8:22.2	Vladimir Dudin (SU) Kiev, USSR	(1)8/19
8:23.4	Aleksandr Morozov (SU) Kiev, USSR	(2)8/19
8:25.0	Mikhail Zhelev (Bul) Athens, Gr	(1)9/20
8:26.8	Kerry O'Brien (Aus) Los Angeles	(2)7/18
8:27.2	Georgi Tikhov (Bul) Athens, Gr	(4)9/20
8:30.4	Jean-Paul Villain (Fr) London, Eng	(1)9/ 1
8:30.8	Gerry Stevens (GB) London, Eng	(2)9/ 1
8:33.0	John Jackson (GB) London, Eng	(1)8/13
8:33.0	Pavel Sisoyev (SU) Odessa, USSR	(1)8/ 3
8:34.0	Yuriy Ribachenko (SU) Kiev, USSR	(3)8/19
8:34.2	Ivan Kabanov (SU) Moscow, USSR	(2)8/ 9
8:34.4	Arne Risa (Nor) Athens, Gr	(6)9/20
8:34.6	Aleksandr Golub (SU) Moscow	(3)8/ 9
8:34.6	Kazimierz Maranda (Pol) Athens	(7)9/20
8:35.2	*Mike Manley (US/Strid) Los Angeles	(3)7/18
8:35.6	Tony Manning (Aus) Tokyo, Japan	(2)9/26
8:35.8	Wolfgang Luers (Pol) Warsaw, Pol	(1)8/29
8:35.8	Takatsugu Saruwatari (Jap) Tokyo	(3)9/28
8:36.0	Romualdas Bite (SU) Moscow, USSR	(4)8/ 9
8:36.4	Jean-Pierre Guine (Fr) Colombes	(2)7/ 6
8:36.6	Dieter Hermann (EG) Berlin, EG	(1)8/ 3
8:37.0	Javier Alvarez (Sp) La Coruna	(1)8/27
8:37.2	Jouko Kuha (Fin) London, Eng	(1)10/9

US Additions

8:41.4	Alistair Blamire (GB) London, Eng	(4)8/ 2
8:43.8	Chris McCubbins (Fla St) San Antonio	(1)5/ 9
8:44.4	Jim Barkley (Ore St) Knoxville, Tenn	(1)5/20
8:45.0	Steve Savage (Ore) Knoxville, Tenn	(2)6/20
8:45.6	Tom Donnelly (Vill) Knoxville, Tenn	(3)6/20
8:45.8	Conrad Nightingale (unat) Berkeley	(2)5/31
8:45.8	Bill Reilly (Quantico) London, Eng	(3)8/13
8:48.2	Sid Sink (B Green St) Knoxville, Tenn	(4)6/20
8:49.8	Ron Pettigrew (Pepperdine) Knoxville	(5)6/20
8:51.6	Larry Alimberg (Wash St) Corvallis	(1)5/16
8:51.6	Tom Morrow (Ore) Corvallis, Ore	(1)5/ 3
8:51.8	Gary Tuttle (Humboldt St) Fresno	(4)5/10
8:51.8	Ben Wilson (MIT) Chestnut Hill	(1)5/24
8:54.6	Bill Norris (Ft MacA) Eugene, Ore	(1)6/ 4
8:54.6	Dave Pettetti (Harvard) Chestnut Hill	(1)4/30
8:55.8	Jack Bacher (Fla TC) Gainesville	(1)3/29
8:57.4	Hal Jackson (Ore) Los Angeles, Cal	(1)4/12
8:59.4	Jim Gorman (Ore) Eugene, Ore	(2)3/22
8:59.4	Ken Silvious (Ba Ky) Lexington, Ky	(1)4/ 5
8:59.6	John Woodward (Ore) Corvallis, Ore	(3)5/ 9
8:59.8	Jerry Liebenberg (Wn Mich) Philadel	(1)4/26
9:00.4	Bob Williams (Ore TC) Eugene, Ore	(3)6/ 4

8:37.2	Georgiy Poluyanskiy (SU) Moscow	(2)6/ 4
8:37.6	Viktor Kudinsky (SU) Moscow	(1)5/29
8:37.6	Umberto Risi (It) Rome, Italy	(1)5/17
8:37.6	Stanislaw Smirkowski (Pol) Warsaw	(3)8/29
8:37.8	*Bob Price (US/Athens) Miami, Fla	(2)6/29
8:38.0	Lazar Naruditskiy (SU) Moscow	(2)5/29
8:38.0	Nikolay Zobov (SU) Moscow, USSR	(3)6/ 4
8:38.2	Ian Blackwood (Aus) Brisbane, Aus	(2)11/9
8:38.6	*Barry Brown (US/NYAC) Los Angeles	(1)6/ 7
8:38.6	Anders Garderud (Swe) Stockholm	(1)6/16
8:38.6	Willi Wagner (WG) Wiesbaden, WG	(1)8/27
8:39.0	Jan Cych (Pol) Colombes, Fr	(3)7/ 6
8:39.0	Dieter Hartmann (EG) Berlin, EG	(2)8/ 3
8:39.0	Anatoliy Kuryan (SU) Moscow	(4)5/29
8:39.4	Guy Texereau (Fr) London, Eng	(4)9/ 1
8:39.6	Hans Menet (Switz) Wiesbaden, WG	(2)8/27
8:39.8	Amos Biwott (Kenya) Munster, WG	(1)7/17
8:40.0	Cheorghie Stefan (Rum) Bucharest	(1)5/25
8:40.0	Andy Holden (GB) London, Eng	(3)8/ 2
8:40.4	Cerd Molders (WG) Wiesbaden	(3)8/27
8:40.6	Anatoliy Badrakov (SU) Cracow, Pol	(2)8/10
8:40.6	Toat Feldman (Switz) Wiesbaden	(4)8/27
8:40.6	Jozef Rebacz (Pol) Warsaw, Pol	(4)8/29
8:40.8	Bill Mullett (GB) London, Eng	(5)9/ 1
8:41.0	Mikko Ala-Lepplampi (Fin) Helsinki	(1)7/16
8:41.0	Gareth Bryan-Jones (GB) Grangemout	(1)5/31



In near-perfect unison, Jeff Howser (left) and Richmond Flowers (right) drive off the final hurdle in an NCAA heat. Flowers went on to grab third in the final and placed fourth in the AAU to close his great hurdling career, begun as a high-schooler, and ranks seventh for the year. Howser's seasonal best of 13.7 came in placing second in the Universiade. (Steve Murdock)

9:00.6	Fred Lands (Wisc) Lafayette, Ind	(1)5/17	9:07.2	Bruce Mortenson (Ore TC) Eugene	(4)6/4
9:00.8	Darold Dent (San Jose St) Knoxville	(7)6/20	9:08.4	Dave Hein (Wn Mich) Kalamazoo	(1)5/17
9:02.0	Mark Gibbons (Ind) Knoxville, Tenn	(8)6/20	9:09.4	Don Titum (Miss) Lafayette, Ind	(5)5/17
9:03.3	Lew Dahlan (Ore St) Corvallis, Ore	(4)5/3	9:09.8	Brook Thomas (Stun) Corvallis, Ore	(3)5/16
9:04.6	Ken Snowden (Miami/O) Oxford, Oh	(1)5/31	9:09.0	Paul Mattingly (Kaas) W Los Angeles	(1)3/29
9:05.4	Bob Gordon (Wisc) Lafayette, Ind	(3)5/17	9:09.6	Charles Laag (Mass) Chestnut Hill	(2)5/24
9:05.4	Rolie Kitt (Ia) Lafayette, Ind	(2)5/17	No Water Jump:		
9:05.4	Dave Smith (UCLA) W Los Angeles	(1)5/3	8:56.2	Jerry Liebenberg (Wn Mich) Athens	(1)5/3
9:06.0	Cliff Clark (USA) Sacramento	(2)6/21	9:06.4	Mark Gardner (Pacific) Stockton	(1)3/22
9:07.0	Greg Rogers (Pitt) New Brunswick	(2)5/31	9:08.4	Steve Nelson (Tenn) Athens, Ohio	(2)5/10

120 YARD-110 METER HURDLES

Davenport Supreme Versus All

Unlike many events in the rankings, many of the top competitors in the high hurdles competed against each other, so the win-loss record became a prime consideration. Willie Davenport, beaten just twice—once while recovering from an injury—equaled the world metric mark and beat all of his prime challengers at least once. This plus a succession of fast times was ample reason to put Willie at the top for the fifth consecutive year. Leon Coleman, who tied Davenport for the AAC title and beat Willie once, is a clear second with fast times and several important international victories. Erv Hall lost three races against the top pair, but his record-equator at the NCAA and consistency in the national meets, likewise, secured third place for him. The next three men all had ragged beginnings, losing to lesser men early in the year, but finished strongly. Eddy Ottoz got faster as the year progressed,

1. WILLIE DAVENPORT (US/H Scrib)	13.7w	(3)	Indian Summer	9/12
13.8y	(1)	Mt SAC Rlys	4/28	
13.5y	(1)	W Coast Rlys	5/19	
13.3	(1)	King Games	5/18	
13.5yw	(3)	California Rlys	5/24	
13.8y	(1)	Kennedy Gms	5/31	
13.5	(1)	Turin	6/1	
13.5y	(1)	Col-Compton	6/7	
13.8y	(1)	Orange Co Inv	6/14	
13.5y	(1)	Sacramento	6/21	
13.4y	h(1)	AAU	6/28	
13.3y	(1)	AAU	6/28	
13.3	(1)	Milan	7/2	
13.2	(1)	Zurich	7/4	
13.5	(1)	Cologne	7/6	
13.5	(1)	v USSR, BC	7/19	
13.4	(1)	v Gr Britain	8/12	
13.7	(1)	Oslo	8/21	
13.5w	(2)	Indian Summer	9/12	
2. LEON COLEMAN (US/Striders)				
13.6y	(1)	Dogwood Rlys	4/19	
13.4	(2)	King Games	5/18	
13.5yw	(1)	California Rlys	5/24	
13.8y	(2)	Col-Compton	6/7	
13.8y	(2)	Orange Co Inv	6/14	
13.5y	h(2)	AAU	6/28	
13.3y	(1)	AAU	6/28	
13.7y	(1)	Honolulu	7/12	
13.6	(2)	v USSR, BC	7/19	
13.3	(1)	Amer v Eur	7/31	
13.7	(1)	v W Germany	8/5	
14.1	(2)	v Gr Britain	8/12	

3. ERV HALL (US/Villanova)	14.0y	(1)	Quantico	5/3
13.5	(3)	King Games	5/18	
13.5yw	(2)	California Rlys	5/24	
13.9y	(1)	ICMA	5/31	
13.2y	h(1)	NCAA	6/19	
13.3y	s(1)	NCAA	6/20	
13.3y	(1)	NCAA	6/20	
13.3y	(1)	AAU	6/28	
4. EDDY OTTOZ (Italy)	14.2	(2)	Assisi	5/4
14.0	(2)	Formia	5/11	
14.0	(4)	Zushi Mem	5/17	
13.7	(2)	Turin	6/2	
13.9y	(3)	Orange Co Inv	6/14	
13.6y	(2)	Sacramento	6/21	
13.9	(1)	Italian Ch	6/29	
13.7	(2)	Milan	7/2	
13.8	(2)	Zurich	7/4	
13.8	(2)	Munich	7/12	
13.9	(1)	v Swe, Rum	7/31	
13.6	(3)	Amer v Eur	7/31	
13.6	(1)	v GB, Czech	8/17	
13.5	(1)	European Ch	9/20	
5. RICHMOND FLOWERS (W Germany)	14.2	(2)	Furth	5/28
14.0	(6)	Turin	6/2	
13.8	(2)	Menden	6/4	
14.2	(2)	Barcelona	6/5	
13.6	(1)	Leverkusen	6/8	
13.7	(1)	Leverkusen	6/26	

Suspended over the water in the Europe-Americas steeple, Bulgarian Mikhail Zhelev here follows France's Jean-Paul Villain. But at the finish of this race—and every other final he contested during the year—no one beat Zhelev. The European champion is first in the rankings just as in every race. Villain ran and waded well enough to rank sixth. (Photo courtesy "Athletisme" magazine)



capping it off with his second European title in a meet record. He beat Gunther Nickel in three of five meetings, but the West German placed higher in the Europe-Americas match. Gary Power was beaten by both in that meet but also gained strength later in the campaign, crowning his year with a victory over Davenport and Coleman at Tabac and the Pan-Pacific title. Richmond Flowers performed well all year, especially in the championships, winning the USTFF, getting third in the NCAA and fourth in the AAC. His freshman teammate, Bill High, had a brilliant inaugural year over the international barriers, climaxed by his second in the NCAA, but the Tennesseans are split by Britain's Dave Hemery. The 1968 400 hurdles leader won all his races save one—the big European final—but did not face any of the top men except at Athens. The final position goes to George Byers, who ran well in the quality NCAA meet.

13.7	(1)	Heidelberg	6/29
13.8	(1)	Stuttgart	7/2
13.8	(3)	Zurich	7/4
14.1	(2)	Cologne	7/8
13.8	(1)	Munich	7/12
14.3	(1)	v Finland	7/17
14.2	(1)	v Hungary	7/20
13.5	(2)	Amer v Eur	7/31
14.0	(1)	W German Ch	8/16
13.8	(2)	Stuttgart	8/28
13.6	(1)	Berlin	9/24
13.7	(1)	Fulda	10/4
6. GARY POWER (US/Striders)			
13.8y	(4)	Sacramento	6/21
13.6y	h(2)	AAU	6/28
13.7y	(5)	AAU	6/28
13.5w	(1)	Gavle	7/5
13.8	(1)	Oslo	7/8
13.9	(1)	Malmo	7/24
13.6	(4)	Amer v Eur	7/31
14.0	(2)	v W Germany	8/5
13.6	(2)	Oslo	8/21
13.5w	(1)	Indian Summer	9/12
14.1	(1)	Pan-Pacific	9/27
7. RICHMOND FLOWERS (US/Tenn)			
13.9y	(2)	Dogwood Rlys	4/19
13.6y	(1)	Penn Rlys	4/28
13.5y	h(1)	SFA Conf	5/16
13.5y	(1)	SEN Conf	5/17
13.6y	(6)	California Rlys	5/24
13.7y	(1)	USTFF	6/14
13.5y	s(2)	NCAA	6/20

13.5y	(3)	NCAA	6/20
13.6y	(4)	AAU	6/28
8. DAVID HEMERY (Great Britain)			
14.2	(1)	London	5/26
14.1	(1)	Liverpool	6/14
14.2	(1)	London	6/22
13.6	(1)	v Czechoslovak	7/5
13.9	(1)	Ostrava	7/9
13.9	(1)	v France	9/1
13.7w	(1)	London	9/6
13.8	h(1)	European Ch	9/18
13.8	s(1)	European Ch	9/19
13.7	(2)	European Ch	9/20
13.9	(1)	v W Germany	9/28
14.2	(1)	v Finland	10/8
9. BILL HIGH (US/Tennessee)			
14.0y	(2)	Quantico	5/3
13.6y	(2)	SEA Conf	5/17
13.7yw	(5)	California Rlys	5/24
14.0y	(5)	Kennedy Gms	5/31
13.8y	(1)	Adants	6/7
14.0y	(6)	USTFF	6/14
13.5y	s(1)	NCAA	6/20
13.5y	(2)	NCAA	6/20
10. GEORGE BYERS (US/Kansas)			
14.0y	(1)	Texas Rlys	4/12
13.9y	(1)	Kansas Rlys	4/19
14.2y	(1)	Big 8 Conf	5/17
13.8y	r(1)	California Rlys	5/24
13.9y	h(4)	NCAA	6/19
13.6y	s(4)	NCAA	6/20
13.6y	(4)	NCAA	6/20

World List

13.2	*Willie Davenport (US/H Strid)	Zurich	(1)7/ 4
13.2y	*Erv Hall (US/Vill)	Knoxville, Tenn	h(1)8/19
13.3	*Leon Coleman (US/Strid)	Stuttgart	(1)7/31
13.5y	*Richmond Flowers (US/Tenn)	Knox	h(1)5/16
13.5y	*Herrman Franklin (US/Sn Cal)	Knox	s(2)6/20
13.5y	*Bill High (US/Tenn/F)	Knoxville	s(1)6/20
13.5	Günther Nickel (WG)	Stuttgart, WG	(2)7/31
13.5	Eddy Otzou (It)	Athens, Greece	(1)9/20
13.6	Raimund Bethge (EG)	Berlin, EG	(1)8/ 3
13.6y	*George Byers (US/Kans)	Knoxville	s(4)6/20
13.6y	*George Clary (US/San Jose St)	Knx	s(3)6/20
13.6	Dave Hemery (GB)	Brno, Czech	(1)7/ 5
13.6y	*Thomas Hill (US/Ark St U)	Jonesbor	(1)4/16
13.6y	*Larry McCreedy (US/Nn Ia)	Knoxv	h(3)6/19
13.6y	*Larry Midlam (US/Mich)	Knoxville	h(2)6/19
13.6	*Gary Power (US/Strid)	Stuttgart	(4)7/31
13.6	Frank Stobecz (EG)	Berlin, EG	h(1)8/ 2
13.6	Werner Trzmiel (WG)	Menden	(1)6/ 4
13.6y	*Tom White (US/Strid)	Berkeley, Cal	(2)5/31
13.7y	*Mike Butler (US/Wisc)	Lexington	s(1)4/ 4
13.7	Guy Druet (Fr)	Paris, Fr	(1)6/11
13.7y	*Paul Gibson (US/El Paso)	El Paso	(1)4/ 5
13.7	*Jeff Howser (US/Duke)	Turin, Italy	(2)6/ 2
13.7y	*Mike Kelly (US/Fla St)	Miami	h(6)6/28
13.7y	*Paul Kerry (US/Strid)	Sacramento	(3)6/21
13.7y	*Rod Milburn (US/Le HS)	Houston	(1)5/30
13.7	Alan Pascoe (GB)	Brno, Czech	(2)7/ 5

13.7y	*Pat Pomphrey (US/USA F)	Miami	h(7)6/28
13.8	Viktor Balikhin (SU)	Minsk, USSR	(1)5/31
13.8	Jean-Pierre Corval (Fr)	Turin, It	(5)6/ 2
13.8y	*Bob Daniels (US/Tex A&M)	Houston	(1)8/14
13.8y	*Dale Frederick (US/Pt MacA)	Glend	(1)5/17
13.8y	*Robert Green (US/USA F)	Houston	(1)6/14
13.8y	*Ron Jessie (US/Kans)	Knoxville	h(2) 6/19
13.8	Sergio Liani (It)	Milan, Italy	(3)7/ 2
13.8	Lubomir Nadenicek (Czech)	Gotwald	(1)5/31
13.8	Aleksandr Sinitin (SU)	Kiev, USSR	(1)7/ 5
13.8	Olyeg Stepanyenko (SU)	Moscow	h(1)7/12
13.9y	*Mike Bates (US/Sac CC)	Sacramento	(6)6/21
13.9y	*Bob Blum (US/Portland TC)	Sacramen	(5)6/21
13.9y	*Tom Bonin (US/BYU)	Salt Lake City	(1)4/26
13.9	Ivan Clerny (Czech)	Pov Bystrica	(1)7/19
13.9	Bo Forssander (Swe)	Uppsala, Swe	(1)6/15
13.9	Kalju Jurkatamm (SU)	Chorzow, Pol	(2)7/13
13.9y	*Steve Keltner (US/Tenn)	Knoxville	h(2)5/16
13.9	Werner Kuhn (Switz)	Zurich, Switz	(1)7/26
13.9y	*Dave Kurrle (US/P Coast)	Eagle Roc	(2)4/ 5
13.9	Juan Morales (Cuba)	Munich, WC	(1)7/12
13.9y	*John Morriss (US/Houston)	Knoxvil	h(4)6/19
13.9	Nicolae Perlea (Rum)	Kiev, USSR	(2)8/ 4
13.9y	*Richard Polk (US/NE La St)	Monroe	(2)4/ 2
13.9	Frantisek Slavotnick (Czech)	P Bystri	(1)7/19
13.9y	*Rick Tipton (US/Stan)	Corvallis, Ore	(1)5/17
13.9y	*Johnny Veal (US/Pres Pac)	Fresno	c(1)5/ 3
13.9	Kjellfred Weam (Nor)	Grønstad	(1)7/13
13.9y	*Roosevelt Williams (US/NM)	Knoxv	s(7)6/20

Wind-Aided:
13.5 *Gary Power (US/Strid) Gävle, Swe (1)7/ 5

13.6	Jean-Pierre Corval (Fr)	Colombes	(1)7/20
13.7	Håkon Finland (Nor)	Drammen	(1)9/28
13.7y	*Handsome Wearing (US/Vill)	Baltimo	(1)6/21
13.8	Eckart Berkes (WG)	Mainz, WG	(1)6/24
13.8	Pierre Schoebel (Fr)	Colombes	(3)7/20

Questionable:
13.7y *John Ofsaniko (US/unat) Walnut, Cal (1)7/15

US Additions

14.0y	Bob Bell (Tenn)	Knoxville, Tenn	h(2)5/16
14.0y	Corey Bouyer (Ferris St)	Billings	h(1)8/ 7
14.0y	Tyrone Brown (Md)	Annapolis	(1)4/19
14.0y	Marshall Bush (Md)	Annapolis	(2)4/19
14.0y	Tyrone Dutton (Sn Cal)	W Los Angel	(2)5/ 3
14.0y	Don French (BYU)	Fresno, Calif	h(4)5/10
14.0y	Ivory Harris (Ore F)	Eugene, Ore	(1)6/ 4
14.0y	John Jones (Morgan St)	Baltimore	(1)5/10
14.0y	Craig Maul (Ohio U)	B Green, Ohio	(2)6/ 7
14.0y	T. C. Minor (P View A&M)	Houston	(3)6/14
14.0y	Ken Rorie (La Tech)	Lake Charles	(1)3/ 8
14.0y	Tony Sanford (Westmont)	San Franci	(1)5/25
14.0y	William Simples (Tex Sa)	Houston	(3)5/30

Wind-Aided:
13.9y Jim Barber (Ohio St) Lexington, Ky (3)4/ 5
13.9y Corey Bouyer (Ferris St) Billings (2)6/ 7
13.9y Sam Caruthers (San Jose St) San Jose (1)4/12
13.9y John Heinrich (Ohio St) B Green, Oh h(3)6/ 6
13.9y Craig Maul (Ohio U) B Green, Ohio h(1)6/ 6
13.9y Jim Shaw (Henderson JC) Passaic N J (1)3/22

400 METER-440 YARD HURDLES

Deaf-Mute Skomorokhov Number 1

Few other events were harder to rank than the one-lap hurdles. Four men seemed nearly equal: all produced fast times, won important races and faced each other at least once. First finally went to deaf-mute Vyacheslav Skomorokhov, whose incredible mastery of this difficult event culminated in the year's fastest time and the European championship. He lost just once, in a fast mass finish to the next three men. Of those, Nick Lee seemed the best choice for second. He won the big Los Angeles race and produced several fast times in Europe, but lost in the Europe-Americas and Britain internationals. Still he ranks second ahead of Britisher John Sherwood, who defeated Lee at London but who lost to Skomorokhov at Athens. Ralph Mann won both US titles, clocking 49.6 in the NCAA to equal the US record and the second-fastest ever. But he didn't win an international--although getting three second-places--and so rates fourth. The West German duo of Gerhard Hennige and Rainer Schubert rank in the next two spots and could have been higher had they competed in Athens. Hennige won the intercontinental race but they both were thumped by the US pair a week later. Two more finishers in that fast NCAA race rank next, but Carl Wood rates ahead of Wes Williams on the strength of Wood's third in the AAU and international competition. Williams turned in the fastest yard time ever by a black medium hurdler to place second in the college championship, and then retired for the year. Britain's second stringer, Andy Todd, came on fast late in the year to grab the European bronze medal and a sub-50-second clocking. He ranks ahead of veteran Gary Knoke, who had an erratic season in the US but performed creditably in the Los Angeles meet and then won the Pan-Pacific race.

1. VYACHESLAV SKOMOROKHOV (SU)

51.7	(1)	Yalta	4/18
51.4	(1)	Yalta	4/28
49.9	(1)	Turin	6/ 1
50.9	(1)	Znamenskiy M	7/ 2
51.0	(1)	v Pol, E Ger	7/12
50.3	(5)	v US, BC	7/19
50.3	(1)	Moscow	8/ 8
49.1	(1)	USSR Champs	8/19
50.6	(1)	Lugansk	8/25
49.7	(1)	European Ch	9/18

2. NICK LEE (US/Baltimore OC)

51.7y	(1)	Baltimore	6/ 8
51.9y	(1)	Baltimore	6/14
51.6y	(1)	Baltimore	6/21
50.3y	(2)	AAU	6/29
49.7	(1)	v US, BC	7/19
50.9	(4)	Amer v Eur	7/30
48.2	(1)	v W Germany	8/ 6
50.0	(3)	v Gr Britain	8/13
51.8	(1)	Oslo	8/21
49.4	(1)	Warsaw	8/29

3. JOHN SHERWOOD (Great Britain)

50.8	(1)	London	5/26
50.6	(1)	Kusocinski M	4/20
50.6	(1)	v Czechoslovak	7/ 6
50.0	(2)	v US, USSR	7/19
50.1	(1)	AAA	8/ 2
49.9	(1)	v US	8/13
50.3	(1)	v Italy, Czech	8/16
50.3	(1)	v France	8/30
50.4	(1)	London	9/ 6
50.1	(2)	European Ch	9/18

4. RALPH MANN (US/Brigham Young)

50.6y	(1)	Salt Lake City	4/26
50.5y	(1)	Provo	5/ 3
50.5y	(2)	W Coast Rlys	5/10
50.4y	(1)	WAC	5/17
52.0y	(5)	Kennedy Gms	5/31
51.2y	(2)	Col-Compton	6/ 7
51.3y	(2)	USTFF	6/13
49.6y	(1)	NCAA	6/21
58.1y	(1)	AAU	6/29
50.3	(4)	v USSR, BC	7/19
50.0	(2)	Amer v Eur	7/30
49.4	(2)	v W Germany	8/ 6
50.0	(2)	v Gr Britain	8/13

5. GERHARD HENNIGE (W Germany)

52.1	(1)	Mainz	6/15
49.9	(1)	Zurich	7/ 4
50.6	(2)	Cologne	7/ 8
51.0	(1)	v Finland	7/16
51.3	(1)	v Hungary	7/19
50.0	(1)	Amer v Eur	7/30
50.1	(3)	v US	8/ 6
50.4	(2)	W German Ch	8/17
50.9	(5)	Berlin	9/24

6. RAINER SCHUBERT (W Germany)

50.7	(1)	Fulda	10/ 5
51.4	(2)	Barcelona	6/ 5
50.8	(1)	Madrid	6/ 7
50.7	(1)	Heidelberg	6/15
50.1	(2)	Zurich	7/ 4
50.3	(1)	Cologne	7/ 8
51.3	(1)	Munich	7/12
51.0	(2)	v Finland	7/16
50.1	(3)	Amer v Eur	7/30
52.4	(4)	v US	8/ 6
50.4	(1)	W German Ch	8/17
49.7	(1)	Berlin	9/24
57.7	(4)	v GB (tell)	9/27

7. CARL WOOD (US/Richmond)

52.0y	(1)	Columbia, SC	4/ 5
51.7y	(1)	Quantico	5/ 2
50.9y	(1)	Atlanta	6/ 7
50.8y	(1)	USTFF	6/13
50.8y	s(1)	NCAA	6/20
50.0y	(3)	NCAA	6/21
50.5y	h(1)	AAU	6/28
50.6y	(3)	AAU	6/29
50.6	(1)	Malmö	7/24

Four of intermediate hurdling's fleetest number assault the final barrier at Stuttgart. West German Gerhard Hennige (l) won here and rates fifth for the year. Ralph Mann (16) won both US titles and equalled the US yard record to rank fourth. Rainer Schubert (r) won his national title and sixth rating. Nick Lee is far back here but this bad race couldn't keep him from ranking second. (Muller)



8. WES WILLIAMS (US/San Diego St)	49.7y	(2)	NCAA	6/21
51.7y	(2)	Mt SAC Rlys	4/26	
52.2y	(5)	W Coast Rlys	5/10	
52.2y	r(1)	California Rlys	5/24	
50.9y	(1)	Col-Compton	6/7	
51.3y	h(2)	NCAA	6/19	
51.1y	s(1)	NCAA	6/20	

9. ANDY TODD (Great Britain)	51.6	(1)	London	6/14
50.7	(2)	v Czechoslovak	7/6	
10. GARY KNOKE (Australia/Oregon)	51.0y	(1)	Eugene	4/26
51.0y	(1)	Eugene	4/26	
50.6y	(1)	Pac-8	5/17	

51.1y	(2)	Kennedy Games	5/31	
50.8y	(1)	Eugene	6/4	
51.0y	(2)	Sacramento	6/21	
50.9y	(5)	AAU	6/29	
50.2	(3)	v US, USSR	7/19	
51.0	(1)	Pan-Pacific	9/28	
51.3	(2)	AAA	8/2	

50.7	(4)	v US	8/13	
50.5	(2)	v France	8/30	
50.5	(2)	London	9/6	
50.3	(3)	European Ch	9/19	
50.2	(2)	Berlin	9/24	
51.9	(2)	v W Germany	9/27	
49.9	(1)	v Finland	10/9	

World List

400 METER INTERMEDIATE HURDLES

49.1	Vyacheslav Skomerokhov (SU) Kiev	(1)8/19
49.2	*Nick Lee (US/Balt DC) Augsburg, WG	(1)8/6
49.4	*Ralph Mann (US/BYU) Augsburg, WG	(2)8/6
49.7	Rainer Schubert (WG) Berlin, WG	(1)9/24
49.9	Gerhard Hennige (WG) Zurich, Switz	(1)7/4
49.9	John Sherwood (GB) London, Eng	(1)8/13
49.9	Andy Todd (GB) London, Eng	(1)10/9
50.1	Manfred Klausner (WG) Zurich	(3)7/4
50.2	Roberto Frinoili (It) Milan, Italy	(1)7/2
50.2	Gary Knoke (Aus/Ore) Los Angeles	(3)7/19
50.5	Giorgio Ballati (It) Milan, Italy	(2)6/29
50.6	Bill Hooker (Aus) Melbourne, Aus	(1)3/30
50.6	Anatoliy Kazakov (SU) Moscow	(1)6/12
50.6	*Carl Wood (US/Richmond) Malmo	(1)7/24
50.7	Tadeusz Kulczycki (Pol) Warsaw	(2)8/29
50.7	Hansjörg Wirtz (Switz) Berlin	(4)9/24
50.8	Jacinto Hidalgo (Ven)	()
50.8	Zdzislaw Serafin (Pol) Warsaw	(2)8/29
50.9	Edvins Zageris (SU) Kiev, USSR	(3)8/19
50.9	Dieter Friedrich (WG) Berlin, WG	(6)9/24
51.0	Yuriy Zorin (SU) Warsaw, Pol	(3)6/20
51.0	Torsten Torstenson (Swe) Stuttgart	(1)8/28
51.1	Yevgeniy Gavrilov (SU) Sofia	(1)7/26
51.1	Gerd Lössdorfer (WG) Düsseldorf	h(1)8/10
51.1	Wilhelm Weinstand (Pol) Warsaw	(4)8/20
51.1	Francis Hoard (Fr) Athens, Gr	(5)9/18
51.2	*Dave Adkins (US/Ft MacA) Poitiers	(1)7/14
51.2	Mati Lall (SU) Kiev, USSR	(4)8/19
51.2	Rainer Graf (WG) Stuttgart, WG	(6)8/28
51.2	Ion Ratoiu (Rom) Sofia, Bulgaria	(1)8/29
51.2	M. Murei (Ken) Nairobi, Kenya	(1)10/11
51.3	Gerard Le Bolch (Fr) Colombes	(2)7/20
51.3	Volkhard Müller (WG) Düsseldorf	h(3)8/16
51.3	Jaakko Tuomina (Fin/BYU) Stockholm	(1)9/7
51.3	Dave Scharer (GB) London, Eng	(2)10/9
51.4	Miroslav Hrus (Czech) Oslo, Nor	(1)7/29

51.4	William Kosket (Uganda) Kampala	(1)8/16
51.4	Viktor Myasnikov (SU) Simferopol	(1)8/13
51.4	Antoni Siwiec (Pol) Warsaw, Pol	(5)8/29
51.4	Francisco Suarez (Sp) Madrid, Sp	(2)7/19
51.5	Juan Dyrzka (Arg) Buenos Aires	(1)11/9
51.5	Harry Giles (Aus) Melbourne, Aus	(2)3/30
51.5	Helmut Heid (Aut) Zurich, Switz	(1)7/4
51.5	Werner Reibert (WG) Schwezingen	(1)8/31
51.5	Bob Roberts (GB) London, Eng	(3)5/26
51.5	Christian Rudolph (EG) Berlin, EG	(1)8/2
51.5	*Guff Vanderstock (US/Ft MacA) Poit	(2)7/14
51.5	Lutz Waldner (EC) Berlin, EG	(2)8/2

World List

440 YARD INTERMEDIATE HURDLES

49.6	*Ralph Mann (US/BYU) Knoxville	(1)6/21
49.7	*Wes Williams (US/San Diego St) Knx	(2)6/21
50.0	*Carl Wood (US/Richmond) Knoxville	(3)6/21
50.2	*Mike Kelly (US/Ft MacA) Knoxville	h(1)6/19
50.3	*Nick Lee (US/Balt DC) Miami, Fla	(2)6/29
50.4	*Ron Whitney (US/Strick) Orange, Cal	(1)6/13
50.6	*Dave Adkins (US/Ft MacA) Wich Fall	(1)6/17
50.7	*Geoff Vanderstock (US/Ft MacA) Mich	(1)6/28
50.8	Gary Knoke (Aus/Ore) Eugene, Ore	(1)6/4
51.0	*Jerry Faunt (Fla) Knoxville, Tenn	(1)5/17
51.0	*Paddy McCrary (US/Athens) Miami	h(3)6/29
51.0	*Jim Wharton (US/Idaho St) Knoxville	(4)6/21
51.1	*Bob Borcknessel (US/Kans/Ft) Knox	h(1)6/19
51.1	*Boyd Gittins (US/Wash St) Knoxville	(6)6/21
51.1	*John Hanley (US/Rutgers) Knoxville	(5)6/21
51.3	*Russ Rogers (US/GSB) Miami, Fla	h(5)6/28
51.3	*Larry Walls (US/San Jose St) San Jo	(1)6/7
51.4	*Dick Bruggeman (US/Ohio St) B Gree	(3)6/7
51.4	*Dennis Comer (US/Okla) Austin	h(3)4/11
51.4	*Pat Murphy (US/Wisc) Lafayette	(1)5/17
51.5	*Herman Franklin (US/Sn Cal) Corval	(2)5/17
51.5	*Val Schierling (US/US Navy) Wich Fl	(3)6/17
51.5	*Randy White (US/Stan) Corvallis	(3)5/17

51.6	*Ralph Baker (US/C Mich) B Green Oh	(3)6/7
51.6	*Andy Bell (US/Spts Intl) Washington	(1)5/10
51.6	*Larry Kubanks (US/SMU) Waco, Tex	(1)5/10
51.6	*Tom Phillips (US/NM/F) Tempe, Ar	(2)5/24
51.7	*Jesse Ball (US/P View A&M) B Rouge	(1)5/10
51.8	*T.C. Minor (US/P View A&M) B Rou	(2)5/10
51.8	Hakan Oberg (Swe) Philadelphia, Pa	(1)4/25
51.8	*Tim Stark (US/Mont) Salt Lake City	(2)5/3

US Additions

51.9	Kim Hoelting (Wash) Corvallis, Ore	(4)5/17
51.9	Dick Miller (Ariz St) Tempe, Ariz	(3)5/24
51.9	Joe Simonsa (Mo) Des Moines, Ia	(1)4/25
52.0	Skip Archer (Tex) Waco, Tex	(2)5/10
52.0	Dennis Past (Tabor) Billings, Mont	(2)6/7
52.0	Clint Fowlkes (Fla) Tampa, Fla	(1)3/9
52.0	John Jones (Morgan St) New Brunswick	(2)5/31
52.0	Steve Keltner (Tenn) Knoxville, Tenn	(2)5/17
52.0	Joe Orduna (Nehr) Ames, Ia	h(1)5/16
52.0	Jim Seymour (G West JC) Los Angeles	(1)5/17
52.0	Mike Toler (W Valley JC) Fresno	jc(1)5/10
52.1	David Cole (Houston) Laredo, Tex	(1)3/8
52.1	Mike Jones (NM) Salt Lake City	(2)4/26
52.1	Larry Kreiker (Yale) New Brunswick	s(1)5/30
52.1	Dee Winnegar (Utah) Provo, Utah	(3)5/3
52.1	David Wyatt (M Tenn St) Atlanta, Ga	(2)6/7
52.2	Lance Adams (Arlington/P) S Anton	(1)5/10
52.2	Len Gaskill (Mesa CC) Garden City	(1)5/17
52.2	James King (SD Mesa JC) Walnut	jc(1)4/25
52.2	Bob McLennan (Cal) Fresno, Cal	r(2)5/10
52.2	Tom Wyatt (Athens) Fresno, Cal	r(4)5/10
52.3	Don Keller (Mesa CC) Garden City	(2)5/17
52.3	Pete MacEwan (Toledo) Kalamazoo	(1)5/24
52.3	Bob Seagren (Sa Cal) Pullman, Wash	(3)4/26

Questionable Times:

52.0	Corey Boyer (Ferris St)
52.1	Baldwin Hurris (Catholic U)
52.3	Stan Foster (Pembroke St)

HIGH JUMP

Gavrilov Leads in All Categories

Olympic year, with its "Fosbury Flopping" sensation, gave way to a sedate season marked by little that was out of the ordinary. Valentin Gavrilov easily led the world in all categories—major victories, mark and ranking—and even his performances didn't approach all-time bests. Anyway, Gavrilov handled the best opponents available, and that's what counts in these rankings. The Soviet leaped through the year marred only by three "fewer misses" losses. He disposed of his major threats for the number one spot by beating Otis Burrell in the US-USSR-British Commonwealth gathering and by winning the European title. Gavrilov needed the countrick rule to win the latter from two upstarts, Finland's Reijo Vahala and Italy's Ermino Azzaro, who both got personal bests at 7'1 $\frac{1}{2}$ ". Azzaro ranks third behind Burrell, but Vahala did so little before and since that he isn't even rated. US champion Burrell actually com-

pleted a better win-loss record than Gavrilov, but of course their head-on clash decided the issue.

Fosbury limited his competition, entering only one international meet (the US-USSR-BC, with disastrous sixth-place results). In the high-pressure NCAA meet, though, he came through in true Fosbury style with a 7'2 $\frac{1}{2}$ " victory. He is rated fifth, just behind Swede Kenneth Lundmark, who boycotted the European championships but had four early marks over 7-feet. Ron Jordan and Chris Collins both made 7'1" in the NCAA, but a 7'2" in January gives Jordan the edge for sixth rating. Lawrie Peckham's year-ending 7'2" and two good international showings earn him eighth. Valeriy Skvortsov's mid-season suspension by the USSR Federation cost him his competitive edge and possibly a ranking higher than ninth. Tenth goes to "Flopper" Istvan Major.

1. VALENTIN GAVRILOV (SU)	6'10"	(1)	Indian Summer	9/12
6'10 $\frac{1}{2}$ "	(4)	Moscow	5/30	
7'1 $\frac{1}{2}$ "	(2)	Stockholm	6/10	
6'11 $\frac{1}{2}$ "	(1)	Uppsala	6/15	
7'1"	(2)	Znamenskiy M	7/1	
7'1 $\frac{1}{2}$ "	(1)	v Pol, E Ger	7/12	
7'3"	(1)	v US, BC	7/19	
7'2 $\frac{1}{2}$ "	(1)	Odessa	8/2	
7'3"	(1)	Cracow	8/9	
7'3"	(1)	USSR Champs	8/18	
7'1 $\frac{1}{2}$ "	(1)	Moscow	9/7	
7'1 $\frac{1}{2}$ "	(1)	European Ch	9/19	
7'1 $\frac{1}{2}$ "	(1)	Nalchik	10/11	
7'2 $\frac{1}{2}$ "	(1)	Sochi	11/1	
2. OTIS BURRELL (US/Striders)	6'10 $\frac{1}{2}$ "	(1)	Claremont	3/29
6'9"	(2)	Bakersfield	4/12	
6'10"	(1)	Mt SAC Rlys	4/26	
7'1 $\frac{1}{2}$ "	(1)	California Rlys	5/24	
6'10"	(1)	Kennedy Gms	5/31	
6'10"	(1)	Col-Comp Inv	6/7	
7'2 $\frac{1}{2}$ "	(1)	Orange Co Inv	6/14	
7'1"	(1)	AAU	6/29	
7'0"	(2)	v USSR, BC	7/20	
7'1"	(1)	Amer v Eur	7/31	
7'0"	(1)	v West Ger	8/6	
6'10 $\frac{1}{2}$ "	(1)	v Great Britain	8/13	

3. ERMINO AZZARO (Italy)	7'3"	(1)	Poli Mem	5/11
7'3"	(1)	Zanti Mem	5/17	
6'11 $\frac{1}{2}$ "	(3)	Turin	6/1	
7'1 $\frac{1}{2}$ "	(1)	Turin	6/15	
7'1"	(1)	Italian Champs	6/29	
6'10 $\frac{1}{2}$ "	(1)	Milan	7/2	
7'0"	(4)	v Swe, Rum	7/21	
7'0"	(3)	Amer v Eur	7/31	
7'0"	(1)	v GB, Czech	8/16	
7'1 $\frac{1}{2}$ "	(3)	European Ch	9/19	
4. KENNETH LUNDMARK (Sweden)	7'1 $\frac{1}{2}$ "	(2)	Stockholm	5/11
6'11 $\frac{1}{2}$ "	(2)	Zanti Mem	5/17	
7'1 $\frac{1}{2}$ "	(1)	Stockholm	6/10	
7'2"	(1)	v Norway	6/25	
7'1 $\frac{1}{2}$ "	(2)	Stockholm	7/2	
6'11 $\frac{1}{2}$ "	(5)	v Italy, Rum	7/31	
7'0"	(2)	Amer v Eur	7/31	
6'10 $\frac{1}{2}$ "	(1)	AAA	8/2	
6'9 $\frac{1}{2}$ "	(3)	Swedish Ch	8/16	
6'9 $\frac{1}{2}$ "	(2)	v Czech	8/23	
6'10 $\frac{1}{2}$ "	(1)	v Finland	9/6	
5. DICK FOSBURY (US/Oregon St)	7'0"	(2)	Tacson	3/25
6'10"	(1)	Tempe	3/28	



Valentin Gavrilov's near-flawless year, which included the European title, easily sufficed to annex the year's top spot for the young Soviet. (Photo by Fionnbar Callanan)



Finland's high-jumping "mystery-man", Reijo Vahala, grabbed second in the European meet, but did little before or after. (Photo by Fionnbar Callanan)

Bible of the Sport

6'6"	(4) Corvallis	4/ 5	7'0"	(4) AAU	6/29	6'8 $\frac{3}{4}$ "	(1) Hornosond	7/29	9. VALERIY SKVORTSOV (SU)	7'4 $\frac{1}{2}$ "	(1) Turin	6/ 1
6'10"	(20) Berkeley	4/19	6'6 $\frac{1}{2}$ "	(2) Hornosond	7/29	6'2 $\frac{1}{2}$ "	(3) Stockholm	8/ 3	7'4 $\frac{1}{2}$ "	(3) Stockholm	6/10	6/12
7'0"	(1) Drake Relays	4/25	7'1"	(1) Stockholm	8/ 3	6'10"	(2) Vaxjo	8/ 5	7'1"	(2) Ludvika	6/12	7/ 1
6'10"	(2) Seattle	4/26	6'11 $\frac{1}{2}$ "	(1) Vaxjo	8/ 5	6'11 $\frac{1}{2}$ "	(1) Eskilstuna	8/ 6	7'0"	(1) Znamenskiy M	7/ 1	7/12
6'11"	(1) Corvallis	5/ 3	6'9 $\frac{1}{2}$ "	(4) Eskilstuna	8/ 6	6'11 $\frac{1}{2}$ "	(1) Swedish Ch	8/16	7'1 $\frac{1}{2}$ "	(3) v Pol, E Ger	7/12	7/27
6'10"	(1) Eugene	5/10	6'10 $\frac{1}{2}$ "	(1) Tranas	8/ 9	6'10"	(3) v Czech	8/23	7'1"	(1) Moscow	7/27	9/19
7'0"	(1) Corvallis	5/17	6'6 $\frac{1}{2}$ "	(2) Karlskrona	8/10	6'9 $\frac{1}{2}$ "	(5) v Finland	9/ 6	6'10 $\frac{1}{2}$ "	(3) European Ch	9/19	
7'2 $\frac{1}{2}$ "	(1) NCAA	6/21	6'10 $\frac{1}{2}$ "	(1) Oslo	8/24	7'2"	(6) European Ch	9/19				
7'0"	(2) AAU	6/29	6'11 $\frac{1}{2}$ "	(1) Warsaw	8/29							
6'8 $\frac{3}{4}$ "	(8) v USSR, BC	7/20										
6. RON JOURDAN (US/Florida)												
7'2"	(1) Gainesville	1/18	7'0"	(1) Provo	3/29	7'0"	(1) Mentone	3/ 1	6'11 $\frac{1}{2}$ "	(1) Budapest	5/25	
7'4"	(1) Tampa	3/ 8	7'0"	(2) West Coast Rly	5/10	6'10"	(1) Anastasian Ch	3/30	7'1"	(1) Budapest	6/25	
7'0"	(1) Florida Rlys	3/29	6'10"	(30) Tempe	5/24	7'0"	(3) v US, USSR	7/19	7'0"	(1) CISM	7/13	
7'0"	(1) SBn Conf	5/17	6'11"	(1) USTFF	6/14	7'0"	(1) Pan-Pacific	9/27	6'10 $\frac{1}{2}$ "	(30) v W Germany	7/19	
6'10"	(2) King Games	5/18	7'1"	(2) NCAA	6/21	7'0"	(1) Sydney	11/ 1	6'11 $\frac{1}{2}$ "	(2) Kiev	8/ 4	
6'10"	(3) Kennedy Gms	5/31	6'10 $\frac{3}{4}$ "	(1) World Games	7/ 1	7'0"	(1) Melbourne	11/15	7'1"	(1) Budapest	8/13	
7'1"	(3) NCAA	6/21	7'1"	(1) Stockholm	7/ 2	7'1"	(1) Melbourne	11/22	6'9 $\frac{1}{2}$ "	(2) Hungarian Ch	8/30	
			7'0"	(2) v Italy, Rum	7/21	7'2"	(1) Mentone	12/ 6	6'10 $\frac{1}{2}$ "	(3) Budapest	9/ 6	
									6'10 $\frac{1}{2}$ "	(5) European Ch	9/19	

World List

7'3"	Valentin Gavrilov (SU) Los Angeles	(1)7/19
7'2 $\frac{1}{2}$ "	*Dick Fosbury (US/Ore St) Knoxville	(1)6/21
7'2 $\frac{1}{2}$ "	*Otis Burrell (US/Strid) Orange, Calif	(1)6/14
7'2"	*Ron Jourdan (US/Fla) Gainesville, Fl	(1)1/18
7'2"	Lawrie Peckham (Aus) Meantone, Aus	(1)12/6
7'1"	Bo Jonsson (Swe) Stockholm, Swe	(1)5/11
7'1 $\frac{1}{2}$ "	Rudi Koppen (EG) Berlin, BG	(1)6/19
7'1 $\frac{1}{2}$ "	Kenneth Lundmark (Swe) Stockholm	(2)5/11
7'1 $\frac{1}{2}$ "	Sergey Martinov (SU) Moscow	(1)7/12
7'1 $\frac{1}{2}$ "	Valeriy Skvortsov (SU) Odessa	(1)7/ 1
7'1 $\frac{1}{2}$ "	*Lorenzo Allen (US/Ariz/P) Tucson	(1)4/ 5
7'1 $\frac{1}{2}$ "	Ermino Azzaro (It) Athens, Gr	(3)9/19
7'1 $\frac{1}{2}$ "	Anatolij Moroz (SU) Kiev, USSR	(1)6/17
7'1 $\frac{1}{2}$ "	Reijo Vahala (Fin) Athens, Gr	(2)9/19
7'1"	Rudolf Baudis (Czech) Trnec	(1)6/ 8
7'1"	Viktor Bolshov (SU) Kishinev	(1)6/22
7'1"	Chris Celion (Swe/BYU) Knoxville	(2)4/21
7'1"	*Scott English (US/Fla) Paso/F, El Paso	(1)3/ 1
7'1"	Herbert Hutt (EG) Berlin, EG	(3)9/ 6
7'1"	Teimuraz Mdivani (SU) Ogr	(3)7/20
7'1"	Sergey Mospanov (SU) Bydgoszcz	(1)5/17
7'1"	Werner Pfeil (EG) Cottbus, EG	(1)6/29
7'1"	Michel Portmann (Switz) Zurich	(1)9/ 1
7'1"	Ingomar Steghart (WG) Dusseldorf	(1)5/17
7'1"	Hidehiko Tomizawa (Jap) Kyoto	(1)6/ 8
7'1"	Yevgent Yordanov (Bul) Sofia, Bul	(1)5/25
7'1"	Fernando Abungattas (Pera/NWn Ia/F)	(1)6/ 7
7'1"	Rustam Akhmetov (SU) Donyetsk	(1)9/19
7'1"	Rafik Ambaryan (SU) Kiev, USSR	(1)6/ 4
7'1"	*Clarence Johnson (US/Cal) Berkeley	(1)4/19
7'1"	Istvan Major (Hun) Budapest, Hun	(1)6/25
7'1"	Gunter Spielvogel (WG) Leverkusen	(1)6/ 5
7'1"	Kuniyoshi Sugioka (Jap) Zurich	(1)7/ 4

US Additions

6'10 $\frac{1}{2}$ "	Juri Tarmak (SU) Leningrad, USSR	(1)6/26
6'10 $\frac{1}{2}$ "	Thomas Wieser (Switz) Schaffhausen	(1)7/15
6'10 $\frac{1}{2}$ "	*Mike Bowers (US/AATC) Philadelphia	(1)4/26
6'10"	*Reynaldo Brown (US/Cal HS) W Los A	(1)6/ 7
6'10"	*Frank Costello (US/Spts Int) Coll P	(1)5/24
6'10"	*Tim Heikkila (US/Minn) Minneapolis	(1)5/ 3
6'10"	*Steve Kelly (US/Ore St) Tucson, Ari	(1)3/25
6'10"	*Jack McDougall (US/NE La St) Natchi	(1)4/19
6'10"	*Dan Mendenhall (US/BYU) Provo, Ut	(2)3/29
6'10"	*Bruce Olson (US/Army) West Point	(1)5/24
6'10"	*Barry Shepard (US/Ariz St) Tempe	(1)5/22
6'10"	*Jim Voss (US/Wash St) Knoxville	(1)6/21
6'10"	*John Wedel (US/Ariz) Tucson, Ariz	(1)4/ 3
6'11 $\frac{1}{2}$ "	Caesha Dosza (Rum) Sofia, Bul	(5)5/31
6'11 $\frac{1}{2}$ "	Joachim Kirst (EG) Athens, Gr	dec(1)9/17
6'11 $\frac{1}{2}$ "	Jiri Pallovsky (Czech) Linz	(1)7/20
6'11 $\frac{1}{2}$ "	Thomas Zacharias (WG) Mainz	(1)10/17
6'11 $\frac{1}{2}$ "	Mel Braswell (C Conn AA) N Britain	(1)7/27
6'11 $\frac{1}{2}$ "	Fred Jackson (Hayward St) Hayward	(1)4/26
6'11"	Willie Crawford (USAF) Wichita Fall	(1)8/17
6'11"	Stan Curry (aylor) Abilene, Tex	(1)4/ 1
6'11"	John Gilder (Ft MacA) Wichita Falls	(2)6/17
6'11"	Steve Lang (U.A.J.C) Woodland Hills	(1)7/ 2
6'11"	Ray McGill (Kans St) Knoxville	(5)6/21
6'11"	Don Shields (G West JC) Huntington B	(1)4/11
6'11"	Rick Wannaker (Brake) Des Moi sp	(2)4/25
6'10 $\frac{1}{2}$ "	Nick Martinez (Nn Ariz) Flagstaff	(1)5/17
6'10 $\frac{1}{2}$ "	Brad Richardson (Ill) Champaign	(1)5/24
6'10 $\frac{1}{2}$ "	Mark Timon (Col) Ft Collins, Colo	(1)5/19
6'10 $\frac{1}{2}$ "	Keith Daluge (Wash St) Pullman	(1)4/26
6'10 $\frac{1}{2}$ "	Lonnie Dalton (W Chester St) Quantic	(1)5/ 2
6'10 $\frac{1}{2}$ "	John Dobroth (P Coast) Woodland Hill	(1)7/28
6'10 $\frac{1}{2}$ "	Larry Dykstra (Ill Il) Champaign, Ill	(1)5/ 2
6'10 $\frac{1}{2}$ "	Greg Heek (P Coast) Long Beach	(1)3/16
6'10 $\frac{1}{2}$ "	Clyde Sadtler (SFCC) Cupertino, Cal	(1)4/26
6'10"	Ed Broderick (N Dame) Williamsburg	(1)4/ 8
6'10"	Thurman Bullock (Fr&Mary) Pa	sp(1)4/26
6'10"	Ed Caruthers (P Coast) Walnut, Cal	(2)4/26
6'10"	Jack Causey (Swn La/F) Lake Charles	(1)4/22
6'10"	Ed Clark (Strid) Orange, Calif	(3)6/14
6'10"	Bruce Dallas (Wm & Mary) Williamsbg	(2)4/ 8
6'10"	Joe David (Ph) Philadelphia, Pa	(1)4/26
6'10"	Joe Davis (Blau JC) Brenham, Tex	(1)3/27
6'10"	Bill Elliott (Tex) Waco, Tex	(2)5/10
6'10"	Ben Gaines (UC CG) Lexington, Ky	(1)4/ 5
6'10"	Lonnie Fiance (Tex) Knoxville	(1)3/22
6'10"	Ed Hanks (SDTC) S Lake Tahoe	(2)9/12
6'10"	Gary Hauppert (Ind) Bloomington	(1)5/ 3
6'10"	Marty Hill (Ore P) Portland, Ore	(1)6/14
6'10"	Darrell Hillman (San Jose St) S Jose	(1)5/ 3
6'10"	Gary Hines (USAF) Wichita Falls	(4)6/17
6'10"	Lew Hoyt (Quantic) College Park	(1)5/17
6'10"	Jim Johnson (Ft Polk) Natchitoches	(2)4/19
6'10"	Park Kennedy (So Cal) Long Beach	(1)3/ 1
6'10"	Karl Krenser (Tenn) Gainesville	(2)3/29
6'10"	Don Lindsay (San Jose St) San Jose	(1)3/ 1
6'10"	Max Lowe (Athens) Berkeley, Cal	(2)5/17
6'10"	Joe Mackey (So Cal H) Fresno, Cal	(6)5/10
6'10"	Bill McClellon (So) Baton Rouge, La	(1)5/ 9
6'10"	Myron Nunley (H Strid) Beaumont	(2)5/17
6'10"	Don Pierce (Sac St) Sacramento	(1)3/29
6'10"	John Radetich (Ore St) Tempe, Ariz	(2)3/29
6'10"	Jonathan Robinson (Tex St) Pr View	(1)3/29
6'10"	Cary Ross (UCIA) W Los Angeles	(3)3/ 8
6'10"	Bud Travnicek (Pacific/P) Fresno	(1)4/12
6'10"	Ron Tall (P Coast) W Los Angeles	(1)3/ 8
6'10"	Terry Webb (Ill) Champaign, Ill	(1)4/19
6'10"	Lou Wright (Sac St) Sacramento, Cal	(3)3/29


POLE VAULT

Seagren, Pennel Near Deadlock

Pole vaulting was in such a chaotic, competitive state in 1969 that the raters had headaches deciding whether to rank world record setter John Pennel first, fifth or some spot in between. Pennel, who began setting records in 1963, pushed it upward for the sixth time, to 17'10 $\frac{1}{2}$ ". Yet he won barely half of his important meets, hardly having to look outside his hometown of Los Angeles to find adequate challenges. Pennel, Bob Seagren and Dick Railsback all traded victories, and all live in the LA area. Besides them, Pennel lost to Renato Dionisi and Wolfgang Nordwig at the Americas-Europe match. We had a clear top five, but the five weren't easily separated and sorted. Seagren's superior set of marks and win-loss record finally made him a slim choice over Pennel, with European champion Nordwig holding down third. Railsback, who climbed to 17'9 $\frac{3}{4}$ ", is fourth. Dionisi might have been higher than fifth if an injury hadn't ended his season prematurely.

A considerable gap separates this group from the second one, but the fifth through 10th men were equally difficult to arrange. None was consistent enough (or tested enough in the case of Gennady Blizaytsov) to fall into neat order. Eighteen-year-old Casey Carrigan did little of note after his 17'4 $\frac{3}{4}$ " at the Golden West and 17'0" two weeks later in the AAU, but 17'4 $\frac{3}{4}$ " was of sufficient note to get him sixth ranking. European fourth-placer Chris Papanicolaou fell in behind Casey. Gennady Blizaytsov was left off the Soviet team for Athens and had to use a 17'2 $\frac{3}{4}$ " small-meet vault as his chief credential. A higher finish in the NCAA helped separate ninth-ranked Jon Vaughn from 10th-rated Erkki Mestakari.

1. BOB SEAGREN (US/Southern Cal)	17'6 $\frac{1}{4}$ "	(1)	Col-Comp	6/ 7		
17'2"	(1) Claremont	3/29	17'7"	(1) NCAA	6/21	
17'1 $\frac{1}{2}$ "	(1) Santa Maria	4/12	17'6"	(1) AAU	6/28	
17'0"	(1) Los Angeles	5/ 3	17'6 $\frac{1}{2}$ "	(1) v SU, BC	7/19	
17'0"	(2) W Coast Rlys	5/10	16'11"	(2) Warsaw	8/29	
17'0"	(2) Pac-8	5/17	17'8 $\frac{3}{4}$ "	(1) Indian Summer	9/12	
17'7"	(1) King Games	5/16	16'7"	(2) Pan-Pacific	9/28	
17'0"	(2) California Rlys	5/24				
17'6 $\frac{3}{4}$ "	(1) Turin	6/ 2	2. JOHN PENNEL (US/Striders)	17'2"	(2) Claremont	3/29



Bob Seagren's discordant look may be due to his reflection on the year—after all, he did lose his world record to John Pennel and the elusive 18-foot mark withstood his many assaults. But Bob's super-consistency, his claiming of both national titles and fine win-loss record were enough to gain him top ranking. His best in 1969 was 17'8 $\frac{3}{4}$ ", and he had a half-dozen more at 17'6" or better. (Photo by Don Chadez)

16'6"	(2)	Santa Maria	4/12	17'4 $\frac{1}{2}$ "	(1)	East German C	8/3	16'5"	(2)	Cologne	7/8	16'8 $\frac{1}{2}$ "	(3)	v US, BC	7/18
16'0"	(2)	Los Angeles	4/19	17'4 $\frac{1}{2}$ "	(2)	Berlin	9/6	17'4 $\frac{1}{2}$ "	(1)	v Swc, Rum	7/22	16'5"	(1)	Kiev	8/5
16'11 $\frac{1}{2}$ "	(1)	Mt SAC Rlys	4/26	17'4 $\frac{1}{2}$ "	(1)	Berlin	9/11	17'2"	(1)	Amer v Eur	7/30	16'5"	(2)	CSSR Champs	8/19
17'0"	(4)	W Coast Rlys	5/10	17'4 $\frac{1}{2}$ "	(1)	European Ch	9/20	16'0"	(1)	CASEY CARRIGAN (US/Wash HS)		17'2 $\frac{1}{2}$ "	(1)	Donyetsk	9/17
16'0"	(3)	King Games	5/18	16'8 $\frac{1}{2}$ "	(1)	Los Angeles	3/8	16'0"	(1)	Burien	5/2	9. JON VAUGHN (US/UCLA)			
17'0"	(1)	California Rlys	5/24	17'3"	(1)	Los Angeles	3/28	16'7"	(1)	Bellingham	5/31	16'5"	(1)	Los Angeles	2/23
16'0 $\frac{1}{2}$ "	(2)	Kennedy Gms	5/31	17'0"	(1)	Los Angeles	4/12	17'4 $\frac{1}{2}$ "	(1)	Sacramento	6/24	16'8 $\frac{1}{2}$ "	(2)	Los Angeles	3/8
17'8 $\frac{1}{2}$ "	(2)	Col-Comp	6/7	17'0"	(1)	Los Angeles	4/12	17'0"	(3)	AAU	6/28	17'0"	(1)	Los Angeles	3/15
17'0"	(1)	Houston	6/14	17'5 $\frac{1}{2}$ "	(1)	Los Angeles	4/19	16'6"	(3)	Honolulu	7/12	16'6"	(2)	Los Angeles	3/29
17'10 $\frac{1}{2}$ "	(1)	Sacramento	6/21	15'0"	(2)	Berkeley	4/26	15'9"	(5)	Malmo	7/24	15'8"	(3)	Los Angeles	5/3
17'0"	(2)	AAU	6/28	16'0"	(2)	Los Angeles	5/3	16'5"	(4)	Amer v Eur	7/30	16'6"	(3)	Pac-8	5/17
16'5"	(2)	Milan	7/2	17'5"	(1)	W Coast Rlys	5/10	16'5"	(3)	v W Germany	8/3	16'0"	(3)	California R	5/24
17'7"	(1)	Zurich	7/4	17'6 $\frac{1}{2}$ "	(3)	Pac-8	5/17	15'9"	(3)	v Gr Britain	8/12	nh	(-)	Kennedy Gms	5/31
16'5"	(2)	Cologne	7/9	nh	(-)	California Rlys	5/24	16'0"	(3)	Indian Summer	9/12	16'8"	(2)	NCAA	6/21
17'0"	(1)	Honolulu	7/12	17'2"	(1)	Kennedy Gms	5/31	7. CHRIS PAPANICOLAOU (Gr/SJ St)				16'6"	(4)	AAU	6/26
16'8 $\frac{1}{2}$ "	(2)	v USSR, BC	7/19	16'8"	(3)	Col-Comp	6/7	16'6"	(5)	W Coast Rlys	5/10	17'0"	(1)	Honolulu	7/12
17'2 $\frac{1}{2}$ "	(1)	Malmo	7/24	17'1"	(1)	Orange Co Inv	6/14	15'4"	(2)	Long Beach	5/17	16'6"	(1)	Fresno	3/29
16'5"	(3)	Amer v Eur	7/30	17'3"	(1)	Vasteras	6/27	16'6"	(4)	California Rlys	5/24	17'4"	(1)	Fresno	4/12
16'8 $\frac{1}{2}$ "	(1)	v W Germany	8/5	16'1"	(5)	Stockholm	7/3	nh	(-)	Kennedy Gms	5/31	16'0"	(2)	Mt SAC Rlys	4/26
16'8 $\frac{1}{2}$ "	(1)	v Gr Britain	8/12	17'3 $\frac{1}{2}$ "	(1)	Gavle	7/5	17'2"	(1)	Athens	6/15	16'0"	(3)	W Coast Rlys	5/10
15'1 $\frac{1}{2}$ "	(1)	Oalo	8/24	16'5"	(3)	Malmo	7/24	16'8 $\frac{1}{2}$ "	(1)	Athens	7/29	16'6"	(4)	Col-Comp	6/7
16'6 $\frac{1}{2}$ "	(1)	Warsaw	8/29	17'8 $\frac{1}{2}$ "	(2)	Indian Summer	9/12	16'10 $\frac{1}{2}$ "	(1)	Athens	8/10	16'0"	(1)	NCAA	6/21
3. WOLFGANG NORDWIG (E Ger)				5. RENATO DIONISI (Italy)				17'2 $\frac{1}{2}$ "	(1)	Balkan Gms	8/31	16'8 $\frac{1}{2}$ "	(2)	World Games	6/30
17'5"	(1)	Halle	6/4	17'2"	(1)	Poli Mem	5/11	16'5"	(4)	European Ch	9/20	16'8 $\frac{1}{2}$ "	(1)	Vaaksy	6/27
17'2 $\frac{1}{2}$ "	(1)	Mericamp M	6/12	17'4 $\frac{1}{2}$ "	(1)	Zauli Mem	5/17	16'5"	(4)	European Ch	9/20	16'8 $\frac{1}{2}$ "	(2)	World Games	6/30
nh	(-)	Berlin	6/18	17'3"	(2)	Turin	6/2	16'8 $\frac{1}{2}$ "	(1)	Berlin	9/24	16'8 $\frac{1}{2}$ "	(2)	Somero	7/6
17'4 $\frac{1}{2}$ "	(1)	World Games	6/30	17'2 $\frac{1}{2}$ "	(1)	Turin	6/14	8. GENNADIY BLIZNYE TSOV (SU)				16'8 $\frac{1}{2}$ "	(2)	v W Germany	7/17
17'6 $\frac{1}{2}$ "	(1)	Nurmi Games	7/3	17'3 $\frac{1}{2}$ "	(1)	Bergamo	6/22	16'5"	(1)	Moscow	5/29	16'9 $\frac{1}{2}$ "	(1)	Finnish Ch	8/16
16'3 $\frac{1}{2}$ "	(1)	v Pol, USSR	7/13	16'5"	(1)	Italian Ch	6/28	16'8 $\frac{1}{2}$ "	(1)	Znamenskiy M	7/1	16'5"	(1)	v Norway	8/26
17'1 $\frac{1}{2}$ "	(1)	Halle	7/	17'3"	(1)	Milan	7/2	17'2"	(1)	Kiev	7/8	15'5"	(5)	v Sweden	9/7
17'3"	(2)	Amer v Eur	7/30	17'3"	(2)	Zurich	7/4	nh	(-)	v Pol, E Ger	7/13	16'1"	(8)	European Ch	9/20

World List

17'10 $\frac{1}{2}$ "	*John Pennel (US/Strid) Sacramento	(1)6/21
17'8 $\frac{1}{2}$ "	*Dick Railsbeck (US/Strid) S L Tahoe	(2)9/12
17'8 $\frac{1}{2}$ "	*Bob Seagren (US/Strid) S Lake Tahoe	(1)9/12
17'6 $\frac{1}{2}$ "	Wolfgang Nordwig (EG) Turku, Fin	(1)7/3
17'4 $\frac{1}{2}$ "	*Casey Carrigan (US/Wash HS) Sacra	(1)6/14
17'4 $\frac{1}{2}$ "	Renato Dionisi (It) Rome, Italy	(1)5/17
17'4"	Rrkki Mustakari (Fin/Fresno St) Fresno	(1)4/12
17'2 $\frac{1}{2}$ "	Gennadiy Bliznyetsov (SU) Donyetsk	(1)9/17
17'2 $\frac{1}{2}$ "	Chris Papanicolaou (Gr/SJ St) Sofia	(1)8/31
17'3"	Altti Alaranta (Fin) Somero	(1)7/6
17'3"	Joachim Bar (EG) Berlin, EG	(2)9/8
17'3"	John-Erik Blomqvist (Swe) Stockholm	(1)7/3
17'3"	Yuriy Isakov (SU) Siena	(1)8/3
17'3"	Kjell Isaksson (Swe) Athens, Gr	(2)9/20
17'3"	Risto Ivanoff (Fin) Helsinki, Fin	(1)7/17
17'3"	Yuriy Khanafin (SU) Sverdlovsk	(1)9/25
17'0"	*Jon Vaughn (US/UCLA) W Los Angeles	(1)5/15
16'8 $\frac{1}{2}$ "	Kyoichiro Inoue (Jap) Tokyo, Japan	(1)5/3
16'8 $\frac{1}{2}$ "	Kiyoshi Niwa (Jap) Stockholm, Swe	(2)7/3
16'8 $\frac{1}{2}$ "	Aldo Righi (It) Athens, Gr	(3)9/20
16'8 $\frac{1}{2}$ "	*Steve Smith (US/Cal HS) Sacramento	(2)6/14
16'8 $\frac{1}{2}$ "	Robert Sprung (US/Tenn) Atlanta, Ga	(1)6/7
16'8"	*Andy Steben (US/Oxy) Fresno, Cal	c(1)5/9
16'7 $\frac{1}{2}$ "	Wolfgang Reinhardt (WG) Aachen	(1)9/7
16'7 $\frac{1}{2}$ "	Robert Anders (WG) Wetzlar	(1)7/27

16'7"	*Paul Heglar (US/El Paso) El Paso	(1)3/29
16'7"	*Bob Pullard (US/Cal HS) E Los Angel	(1)5/31
16'7"	*Gene Ritley (US/ACC) Norman, Okla	(1)4/5
16'7"	*Rick Sloan (US/Strid) W Los Aug	dec(1)6/8
16'6 $\frac{1}{2}$ "	Mike Bull (GB) Edinburgh, Scot	(1)6/7
16'6 $\frac{1}{2}$ "	Igor Fyold (SU) Odessa, USSR	(3)7/1
16'6 $\frac{1}{2}$ "	Aleksandr Malynin (SU) Odessa	(4)7/1
16'6 $\frac{1}{2}$ "	Christian Frygelt (EG) Halle, EG	(3)7/16
16'6 $\frac{1}{2}$ "	Yuriy Volkov (SU) Odessa, USSR	(2)7/1
16'6"	*Sam Caruthers (US/San Jose St) S Jos	(1)3/1
16'6"	*Peter Chen (US/Sps Intl) Wash DC	(1)5/10
16'6"	*Mike Markham (US/unat) Flagstaff	(1)5/17
16'6"	*Les Smith (US/Miami/O) Kalamazoo	(1)5/24
16'6"	*Bob Soethoff (US/Kans) Austin, Tex	(1)4/11
16'5 $\frac{1}{2}$ "	Nikolay Keidan (SU) Rostov, USSR	(1)9/5
16'5 $\frac{1}{2}$ "	*Chuck Wiley (US/H Strid) Houston	(1)5/30
16'5 $\frac{1}{2}$ "	Bob Raitis (Can) Toronto, Can	(1)2/10
16'5 $\frac{1}{2}$ "	Reinhard Kuretzky (WG) Menden	(1)9/13
16'5 $\frac{1}{2}$ "	Tadusz Olaszowski (Pol) Bydgoszcz	(1)10/4
16'5 $\frac{1}{2}$ "	Auvo Pehkoranta (Fin) Oulu	(1)9/10
16'5"	Reinhard Kuretzky (WG) Menden	(3)9/13
16'5"	Jean-Pierre Colusso (Fr) Paris, Fr	(1)7/10
16'5"	Alain-Pierre Legrain (Fr) Osnabruck	(1)6/23
16'5"	Volker Ohl (WG) Berlin, WG	(1)6/24
16'5"	Claus Schiprowski (WG) Menden	(1)6/4
16'5"	Unto Sjo (Fin) Lohja, Fin	(1)8/10
16'5"	Valeriy Talalay (SU) Sochi, USSR	(3)5/20
16'5"	Francois Tracanolli (Fr) Formia	(2)5/11

US Additions

16'4"	Jan Johnson (Kans/P) Lawrence, Kan	(1)4/19
16'1 $\frac{1}{2}$ "	Bo Halik (Ill) Champaign, Ill	(1)5/24
16'1 $\frac{1}{2}$ "	Curt Hisaw (Ea Wash St) Billings	(1)6/7
16'1 $\frac{1}{2}$ "	Bud Williamson (Md) College Park	(1)5/17
16'1 $\frac{1}{2}$ "	Jack Ernst (Wash St) Pullman, Wash	(1)4/19
16'1 $\frac{1}{2}$ "	Dick Rambo (Ariz St) Provo, Utah	(1)4/12
16'0"	Larry Curtis (Okla St) Norman, Okla	(1)5/3
16'0"	Vic Dias (Riverside JC) Fresno	jc(1)5/10
16'0"	Jim Eshelman (Mt MacA) Glendale	(1)5/17
16'0"	Mike Hanna (UCTC) Kalamazoo	(1)5/30
16'0"	Steve Hardison (Fresno CC) Modto	jc(1)5/24
16'0"	Dave Hoffman (Colo St) I aramie	(1)5/17
16'0"	Nick Homer (Phila PC) Philadelphia	c(1)4/26
16'0"	Wayne Lambert (Wn Mich) B Green O	(2)6/7
16'0"	Jim McMillan (Oro) Eugene, Ore	(1)3/22
16'0"	Greg Miguel (Cal) Corvallis, Ore	(5)5/17
16'0"	Mel Miller (Toledo) Philadelphia	c(1)4/26
16'0"	Dennis Phillips (Statens TC) Corvall	(1)3/8
16'0"	Dickie Phillips (Rice) Austin, Tex	(2)4/11
16'0"	Bob Richards Jr (Mt SAC JC) W LA	(1)3/15
16'0"	Denis Walp (Ore St) Corvallis, Ore	(4)5/17
16'0"	Mike Wedman (Colo/P) Ft Collins	(1)5/10
Questionable Mark:		
16'0"	Jeff Sakala (Pierce JC) Woodland Hills	(1)7/16

LONG JUMP

Igor Finally Rated Highest

It was beginning to appear that Igor Ter-Ovanesyan would never lead the world's long jumpers--rank number one, that is. He'd been second six times, third on four occasions and fourth once. But never first, though he'd held world records. Now he was 31 years old, and youngsters like Bob Beamon were taking control of the event. Or that's how it seemed when 1969 began. When the year ended, it was pleasant to note that reliable Igor shared part of the top mark for the season--26'11 $\frac{1}{2}$ "--and a European title. His competitive credentials, which included victories over all major rivals except Stan Whitley, got him the long-debated first-place ranking.

Bob Beamon "slipped" (who else can fall down to 26'11"?) in 1969, with injuries and asserted pressures getting to him. Ralph Boston retired. With Beamon less than fit and Boston gone, the way was opened for the emergence of Whitley and Henry Hines. Both made impressive international showings. Whitley never placed lower than second, and in his best meet--US-USSR-British Commonwealth--he beat Ter-Ovanesyan, Beamon and sixth-ranked Youu Lepik. Stan split with Lynn Davies. Hines was hurt by his fifth placing in the AAU, but he won the US-British match, among other international meets. Hines ranks eighth.

Davies, winner of the Americas-Europe dual and second-placer in the European title meet, was a clear choice for third. Beamon didn't distinguish himself after the AAU, but his victory there established his fourth rating. The only thing separating Klaus Beer and Lepik was the centimeter between them at Athens. Seventh-ranked Paní spoiled an otherwise excellent season with his eighth place at the European championships. Jerry Proctor didn't compete outside the US, but his NCAA victory gets him ninth rating. European fifth-placer Leonid Barkovskiy is 10th.

1. IGOR TER-OVANESYAN (SU)	26'11 $\frac{1}{2}$ "	(2)	Stockholm	6/10			
24'11 $\frac{1}{2}$ "	(1)	Turin	6/1	26'11 $\frac{1}{2}$ "	(1)	Znamenskiy M	7/1

Igor Ter-Ovanesyan, here jumping to his third European title, finally made the top of the long-jump rankings. While other leaders faltered, the superb Soviet put together an excellent competitive record plus the equal-longest mark of the year to rate first. (Callanan)



BREAKTHROUGH!

An All-Weather Track Within Reach of All Schools and Colleges



Medalist tracks offer all the benefits coaches, athletic directors and administrators look for in a permanent, high performance track... including long strides toward lower cost.

HIGH PERFORMANCE

Spikes come out clean — no drag, no cling. Medalist tracks feature a full 1½ inch rubberized asphalt surface course that's custom-engineered to provide resiliency and flexibility the year 'round.

MAINTENANCE-FREE

Because of special self-healing properties, Medalist tracks actually thrive on continuous useage. No worry about excessive spike wear or abrasion. Through the years, you can expect a Medalist track to more than pay for itself from savings on maintenance and conditioning costs.

ALL-WEATHER

Medalist tracks are custom-designed to your soil, site and climate to provide sure-footed, all-weather running conditions. The moisture-shedding surface allows safe running — even in the rain.



MEDALIST

HIGH PERFORMANCE... MAINTENANCE-FREE
... ALL-WEATHER RUNNING TRACKS

Medalist tracks are a product of Atlas Rubber Co. Inc. ... 30-year leader in rubber processing and compounding. ...

Would you like a complete run-down on Medalist Tracks?

Just fill in and mail this coupon ... and we'll rush a Medalist brochure by return mail!

Name _____

Title _____

School _____

Address _____

City _____ State _____ Phone _____

Atlas Rubber Co., Inc., 1533 Fishburn Ave., Los Angeles, California 90063 • (213) 263-7431

From **START** to **FINISH****BETTER PERFORMANCE****TRACKSTER**

NEW BALANCE track shoes are designed according to orthopedic principles to give you natural foot action and better track performance. The special design helps prevent foot and leg problems. That means fewer "dropouts" from teams and running programs. You'll like the fit and comfort of the light leather uppers and genuine Ripple® soles. Discover for yourself the great features prized by runners and coaches.

**AVAILABLE
IN EXACT SIZES**

AA: 4½-7½

A: 4½-8

B, C: 4½-13

D, E: 6-13

Non-stock sizes available

NEW BALANCE

ATHLETIC SHOE CO.

174 BELMONT ST.

WATERTOWN, MASS. 02172

**YES,
MOST TRACK
ATHLETES WEAR
M-F HEEL
PROTECTORS**

**Selected For Use By Leading
Track Coaches**

The reason . . . because it was designed for track athletes. M-F Heel Protectors mold themselves to the shape of the foot, fit like a second skin, protect against bruises, spurs, shin splints, blisters, callouses and traumatic conditions induced through athletic competition.

Wear it against your heel or sock. It allows track athletes with injured heels to compete actively and comfortably and it gives you more bounce, keeps you fresher through the entire meet.

Regular size fits most males, junior size for smaller builds, youngsters and girls. Only (\$9.00 dozen) at your supply house. If not in stock order from —

M-F ATHLETIC COMPANY P.O. Box 6632, Providence, R. I. 02904

FIBERGLASS CROSSBARS by Shakespeare**THE FIBERGLASS  WONDERBAR SAFE! DURABLE! ECONOMICAL!**

Two regulation lengths: 14' 10" for vaulting and 13' 1½" for high jumping. (N.C.A.A. High School Federation)

MODEL	LENGTH	Suggested SCHOOL PRICE
JB-101	13' 1½"	\$18.00
JB-102	14' 10"	\$20.00

JOIN THE CHAMPIONS — Sold from coast to coast by local team distributors. Write for FREE brochure.

COLUMBIA PRODUCTS COMPANY
A subsidiary of Shakespeare
P. O. Box 4470 Columbia, S. C. 29204

26'7 1/2"	(2)	v US, BC	7/19
26'6 1/2"	(1)	Moscow	7/29
26'1 1/2"	(1)	Moscow	8/ 9
26'4 1/2"	(1)	USSR Champs	8/20
26'9 1/2"	(1)	European Ch	9/18
2. STAN WHITLEY (US/Kansas)			
24'9"	(2)	Los Angeles	8/29
28'1 1/2"	(1)	Kansas Rlys	4/19
26'4 1/2"	(1)	Drake Rlys	4/25
26'1 1/2"	(1)	Big 8	5/16
25'10 1/2"	(2)	California Rlys	5/24
26'1 1/2"	(1)	Kennedy Gms	5/31
26'7 1/2"	(2)	NCAA	6/29
26'4 1/2"	(2)	AAU	6/28
26'5 1/2"	(1)	v USSR, BC	7/20
25'11 1/2"	(2)	Amer v Eur	7/30
26'4 1/2"	(1)	v W Germany	8/ 5
25'1 1/2"	(2)	v Gr Britain	8/13
3. LYNN DAVIES (Great Britain)			
26'3 1/2"	(1)	London	5/26
26'1 1/2"	(1)	Grangemouth	6/ 7
26'5 1/2"	(1)	Berlin	6/18
24'11 1/2"	(1)	v Czech	7/ 5
26'7 1/2"	(1)	Amer v Eur	7/30
25'9"	(1)	AAA	8/ 3

25'1 1/2"	(3)	v US	8/13
26'3"	(1)	v Italy, Czech	8/17
25'11"	(2)	v France	8/30
24'9 1/2"	(2)	London	9/ 6
26'5 1/2"	(2)	European Ch	9/18
4. BOB BEAMON (US/Seafarers)			
24'2"	(4)	Dogwood Rlys	4/19
26'1 1/2"	(1)	Mt SAC Rlys	4/26
25'7"	(1)	Quantico	5/ 2
24'11 1/2"	(3)	King Games	5/18
25'6 1/2"	(3)	California Rlys	5/24
25'0"	(4)	Kennedy Gms	5/31
26'1 1/2"	(1)	Col-Comp	6/ 7
24'8"	(1)	Orange Co Inv	6/14
26'11"	(1)	AAU	6/28
25'1 1/2"	(4)	v USSR, BC	7/20
25'5 1/2"	(4)	Amer v Eur	7/30
5. KLAUS BEHR (East Germany)			
25'10 1/2"	(1)	Sofia	5/31
26'4 1/2"	(1)	Stockholm	6/10
26'5 1/2"	(2)	Berlin	6/18
26'5 1/2"	(3)	E Ger Champs	6/ 3
25'8 1/2"	(2)	Berlin	9/ 6
26'4 1/2"	(4)	European Ch	9/18
26'3 1/2"	(-)	European Ch	9/18

6. TONU LEPIK (Soviet Union)			
25'9 1/2"	(1)	Kadriera	6/13
25'11 1/2"	(1)	Kusocinski M	6/19
26'2 1/2"	(3)	Znamenskiy M	7/ 1
26'3"	(3)	v Pol, E Ger	7/12
25'8 1/2"	(3)	v US, BC	7/19
25'6 1/2"	(1)	Leipzig	7/27
25'7 1/2"	(1)	Siena	8/ 2
25'2 1/2"	(2)	Moscow	8/ 9
26'3 1/2"	(1)	Tallinn	8/15
25'2 1/2"	(2)	USSR Champs	8/20
26'4 1/2"	(3)	European Ch	9/18
7. JACQUES PANI (France)			
25'11 1/2"	(1)	Croll	5/10
25'8"	(1)	Colombes	6/15
26'9 1/2"	(1)	v Switzerland	6/22
26'11 1/2"	(1)	v Poland	7/ 5
26'4 1/2"	(1)	French Ch	7/20
25'5 1/2"	(3)	Amer v Eur	7/30
25'11 1/2"	(1)	v Gr Britain	8/30
25'9 1/2"	(7)	European Ch	9/19
8. HENRY HINES (US/Sacramento CC)			
25'10 1/2"	(1)	Sacramento	3/28
26'2 1/2"	(1)	Fresno	5/10
26'2 1/2"	(1)	Modesto	5/24

25'8 1/2"	(2)	Kennedy Gms	5/31
25'5 1/2"	(2)	Col-Comp	6/ 7
25'4 1/2"	(1)	USTFF	6/13
26'7 1/2"	(1)	Sacramento	6/21
25'7"	(5)	AAU	6/28
25'2 1/2"	(2)	v W Germany	8/ 5
25'9 1/2"	(1)	v Gr Britain	8/13
26'5"	(1)	Warsaw	8/29
26'4 1/2"	(1)	Indian Summer	9/12
26'4"	(-)	Indian Summer	9/12
9. JERRY PROCTOR (US/Redlands)			
25'7 1/2"	(1)	Claremont	3/29
26'1 1/2"	(1)	Whittier	4/19
25'9 1/2"	(3)	Mt SAC Rlys	4/26
25'6 1/2"	(1)	Billings	6/ 6
26'11 1/2"	(1)	NCAA	6/20
26'2 1/2"	(3)	AAU	6/28
26'0"	(2)	Indian Summer	9/12
10. LEONID BARKOVSKIY (SU)			
25'5 1/2"	(2)	Yalta	4/26
26'3"	(2)	Znamenskiy M	7/ 1
25'3"	(1)	Kiev	8/ 4
25'7 1/2"	(2)	USSR Ch	8/20
26'3 1/2"	(5)	European Ch	9/18
25'6 1/2"	(1)	Nalchik	10/10

World List

26'11 1/2"	Waldemar Stepien (Pol) Chorzow	(1)7/12
26'11 1/2"	Igor Ter-Ovanesyan (SU) Odessa	(1)7/ 1
26'11"	*Bob Beamon (US/Seafarers) Miami	(1)6/28
26'9 1/2"	Jack Pani (Fr) Pulversheim	(1)6/22
26'8 1/2"	Lynn Davies (GB) Berlin	(1)6/18
26'8 1/2"	*Stan Whitley (US/Kans) Los Angeles	(1)7/19
26'7 1/2"	Aleksy Khlopotov (SU) Chorzow	(2)7/12
26'5 1/2"	Klaus Beer (BG) Berlin	(1)8/ 3
26'6"	*Henry Hines (US/Sac CC) Warsaw	(1)8/28
26'5"	Max Klaus (BG) Berlin	(1)9/ 6
26'3"	Leonid Barkovskiy (SU) Odessa	(2)7/ 1
26'3"	Tonu Lepik (SU) Chorzow	(3)7/12
26'3"	Pertti Pousi (Fin/BYU) Stockholm	(1)9/ 6
26'2 1/2"	*Marion Anderson (US/San Jose St) SJ	(1)4/19
26'2"	*Jerry Proctor (US/Redlands) Miami	(3)6/28
26'2"	*Gayle Hopkins (US/P Coast) Modesto	(1)5/24
26'1"	Krzysztof Marczak (Pol) Chorzow	(4)7/12
25'11 1/2"	*Jim Blaisdell (US/BYU) Provo	(1)4/19
25'11 1/2"	Phil May (Aus) Melbourne	(1)3/29
25'11"	Shinji Ogura (Jap) Kamio	(1)9/19
25'10 1/2"	*Ron Jessie (US/Kans) Lawrence	(2)4/19
25'10 1/2"	Christian Tourret (Fr) Colombes	(-)7/ 3
25'10 1/2"	Lars-Olof Hook (Swe) Stockholm	(2)7/ 6
25'9 1/2"	Rafael Blanquer (Sp) Madrid	(1)7/ 6
25'9 1/2"	Josef Schwarz (WG) Munich	(1)7/ 5
25'9 1/2"	Gerard Ugolini (Fr) Pulversheim	(2)6/22
25'9 1/2"	*Ron Coleman (US/Fr MacA) Poitiers	(1)7/14
25'9 1/2"	Vladimir Saitsevich (SU) Kiev	(1)8/ 4
25'9"	Vasile Sarucan (Rum) Bucharest	(1)8/17
25'8 1/2"	*Darrell Horn (US/Athens) San Jose	(-1)6/ 7
25'8 1/2"	*Tom Smith (US/Ore) Corvallis	(1)5/17
25'8 1/2"	Stanislav Cabaj (Pol) Cracow	(1)5/11
25'8"	*Bouncy Moore (US/Ore) Eugene	(1)5/21
25'7 1/2"	*Tom Chilton (US/unat) Cookeville	(-1)4/ 1
25'7 1/2"	Vladimir Komlyev (SU) Kistovodsk	(1)10/8
25'7 1/2"	*Phil Shinnick (US/USAF) Miami	(4)6/28
25'7 1/2"	Reinhold Boschart (WG) Dusseldorf	(1)8/16
25'7"	*Stan Royster (US/Athens) Miami	(6)6/26
25'6 1/2"	Henrik Kalocsai (Hun) Zurich	(1)7/ 4
25'6"	*Arnie Robinson (US/SD Mesa)C) Fresno	(2)5/10
25'6"	Jacinto Segura (Sp) Madrid	(2)7/ 6

25'6"	Hiroomi Yamada (Jap) Stockholm	(2)7/ 3
25'5 1/2"	Bernad Roos (WG) Wetsbaden	(2)8/27
25'5 1/2"	Stiegfried Schenke (BG)	(-1)8/
25'5 1/2"	*Bill Toomey (US/Strid) LA	dec(1)12/10
25'5 1/2"	Phillipe Housiaux (Bel) Brussels	(1)5/ 4
25'5"	Dave Norris (NZ) Whangarei	(2)1/26
25'4 1/2"	Zdzislaw Kokot (Pol) Wroclaw	(1)6/ 4
25'4 1/2"	Vladimir Skibyenko (SU) Nalchik	(1)9/21
25'4 1/2"	Vladimir Timofeyev (SU) Khar'kov	(1)8/16
Wind-aided:		
26'11 1/2"	Jack Pani (Fr) Colombes	(1)7/ 5
26'11 1/2"	*Jerry Proctor (US/Redlands) Knoxv	(1)6/20
26'11 1/2"	Gerard Ugolini (Fr) Colombes	(2)7/ 5
26'11"	*Henry Hines (US/Sac CC) Sacmnto	(1)6/21
26'5 1/2"	*Marion Anderson (US/San Jose St) SJ	(1)5/ 3
26'4 1/2"	*Ron Jessie (US/Kans) Dea Motnes	(2)4/25
26'4 1/2"	Tonu Lepik (SU) Athens	(3)9/18
26'4 1/2"	Christian Tourret (Fr) Font Romeu	(1)5/16
26'4"	Pertti Pousi (Fin/BYU) Knoxville	(3)6/20
26'3 1/2"	Leonid Barkovskiy (SU) Athens	(5)9/18
26'2 1/2"	Rafael Blanquer (Sp) Madrid	(1)8/30
26'2 1/2"	*Darrell Horn (US/Athens) San Jose	(1)6/ 7
26'1 1/2"	*Tom Smith (US/Ore) Knoxville	(4)6/20
26'4"	*Bill Toomey (US/Strid) S Lk Tahoe	dec(1)9/18
25'10 1/2"	*George Gage (US/San Jose St) SJ	(3)5/ 3
25'10 1/2"	*Tom Chilton (US/unat) Cookeville	(1)4/ 1
25'10 1/2"	*Henry Jackson (US/Wn Ky) Bowl Grn	(1)5/16
25'10 1/2"	*John Johnson (US/UCLA) Knoxville	(5)6/20
25'10 1/2"	Karl Palmen (Fin/BYU) Flagstaff	(1)5/17
25'9 1/2"	Felix Charron (Fr) Colombes	(3)7/20
25'9 1/2"	*Ralph Boston (US/Strid) Knoxville	(1)4/19
25'9 1/2"	Henrik Kalocsai (Hun) Poitiers	(2)7/14
25'8 1/2"	*Carl Mills (US/Tex Chris) Waco	(1)5/10
25'8 1/2"	Bob Thomas (NZ) Whangarei	(1)1/25
25'7 1/2"	Ernst Kriegl (So Afr) Pt Elizabeth	(1)8/ 3
25'6 1/2"	Nezad Stekic (Yug) Athens	(10)9/18
25'6 1/2"	Hiroomi Yamada (Jap) Tokyo	(1)4/10
25'6"	*Bill Henry (US/Wash St) Corvallis	(2)5/17
25'6"	*Heulon Hewitt (US/Cal HS) Sacmnto	(1)6/14
25'5 1/2"	Jesper Torring (Den) Randers	(1)8/27
25'5"	*Norm Tate (US/NYPC) Knoxville	(2)4/19
Downhill:		
26'3 1/2"	Mihai Zabaria (Rum) Kosice	(1)9/ 7
25'7 1/2"	*Charley Mays (US/GSB) Bronx	(1)6/15

25'7"	Gunter Lumann (BG) Kosice	(2)9/ 7
US Additions		
25'4"	Norm Tate (NYPC) Quantico	(2)5/ 2
25'3 1/2"	Iral Oswalt (Okla St) Ames, Ia	(2)3/16
25'3"	Don Robinson (Wayne St) Miami	(7)6/28
25'3"	Luther Goin (Mt Hood CC) Gresham	(1)5/10
25'2 1/2"	Henry Jackson (Wn Ky) Memphis	(1)3/22
25'2 1/2"	Charlie Olds (Ore St) Corvallis	(3)5/17
25'2 1/2"	Ivory Harris (OreF) Eugene	(1)4/17
25'2"	Mike Harvey (Va) Chapel Hill, NC	(1)4/26
25'1"	Bill Aeschlimann (Colo) Ames	(3)5/16
25'1"	Ralph Boston (Strid) Gainesville	(2)4/12
25'1"	Charley Mays (GSB) Villanova	(2)5/18
25'1"	Fred Fox (McMurry) Billings	(2)6/ 6
25'1"	Heulon Hewitt (Cal HS) Modesto	(6)5/24
25'1"	James McAllister (Cal HS) W Los A q	(1)6/ 6
25'0"	Oscar Wallace (Ill HS) Sacramento	(2)6/14
24'11 1/2"	Gerry Whittaker (Ore St) Modesto	(6)5/24
24'11 1/2"	Byron Gutwein (San Diego St) Knoxv	q(6)6/19
24'11"	John Johnson (UCLA) W Los Angeles	(1)3/15
24'11"	Fred Samara (NY HS) Bronx, NY	(1)7/24
24'10"	Wilbert Davis (Ba Ky) Lexington, Ky	(1)4/ 5
24'10"	Jim Frasier (Athens) Berkeley	(1)3/ 1
24'10"	N. S. Hurd (Nebr) Ames, Ia	(4)5/16
24'9 1/2"	Phil Quinet (unat) Fresno	(7)5/10
24'9 1/2"	Gene White (Pa HS) Fairless Hills, Pa	(1)5/20
24'7 1/2"	John Craft (En Ill) Normal	(1)4/12
24'7 1/2"	Larry Highbaugh (Iad) Lafayette	(1)5/16
24'7 1/2"	Walter Jones (Cornell) N Brunswick	(1)5/30
24'7 1/2"	Herman Franklin (Sa Cal) Pullman	(1)4/26
24'7"	Richard Feezell (NWN) Knoxville	q(9)6/19
24'7"	George Gage (San Jose St/F) L Beach	(1)6/17
24'7"	Jerry Gaines (Va Tech) Blacksburg	(1)4/16
24'6 1/2"	Mike McMannon (N Dame/F) Wmsbg	(1)4/ 8
24'6 1/2"	Glenn Dick (Wisc) Lafayette	(2)5/16
Incomplete Wind Information:		
24'9 1/2"	George Gage (San Jose St/F) San Jose	(2)4/19
24'7"	Tommie Smith (unat) San Jose	(1)2/26
24'7"	Sam Workman (unat) San Jose	(3)4/19
Questionable Mark:		
24'11"	Thomas Whittier (Tex Sn)	

TRIPLE JUMP

Saneyev Undisputed Master

Viktor Saneyev was undisputed master of the triple jump. His series of marks, honors won and undefeated year kept him at the top of the event just as he was in 1968. Wins in the Los Angeles international, the Soviet title meet and the European championships, the longest sea-level mark, and the longest wind-aided mark ever clearly prove his dominance. Zoltan Cziffra, second to Saneyev at Athens, is second here, after winning his national title and several other internationals. The next three rank primarily on a composite evaluation of their season's records. Klaus Neumann capped a steady year with the European bronze medal. Nikolay Dudkin followed Saneyev all year yet won his share of meets. Jorg Drehmel defeated Neumann for the East German title but his

lower finish at Athens relegated him to the lower final ranking. Phil May had some very good jumps at home, including the year's second-longest leap, but he lost rather badly in one of two appearances above the equator, namely to Saneyev and Dudkin at Los Angeles. He redeemed this, in part, with a victory in the Pan-Pacific Games over Japan's Masato Muraki. The Japanese, probably the most consistent jumper his country has ever had, thus ranks eighth ahead of another Soviet, Genneady Byessonov. He did not compete at Athens but produced good marks consistently. Tenth goes to Mike McGrath in a close decision over Europeans Georgi Stoikovski and Henrik Kalocsai: all three altered good marks with generally poor showings in big international meets.

1. VIKTOR SANEYEV (Soviet Union)			
55'1 1/2"	(1)	Znamenskiy M	7/ 2
55'9 1/2"	(1)	v E Ger, Pol	7/13
55'5 1/2"	(1)	v US, BC	7/18
54'6 1/2"	(1)	Odessa	8/ 3
54'7 1/2"	(1)	USSR Ch	8/18
54'8"	(q)	European Ch	9/16
56'10 1/2"	(1)	Eur Ch (55'7")	9/17
2. ZOLTAN CZIFFRA (Hungary)			
53'7 1/2"	(1)	Budap (52'5 1/2")	6/ 7
53'4 1/2"	(2)	Budapest	6/14
52'2 1/2"	(3)	Kusocinski M	6/20
53'5 1/2"	(2)	Budapest	6/28
53'5"	(1)	CISAM	7/13
54'1 1/2"	(1)	v W Germany	7/19

53'2 1/2"	(1)	Kiev	8/ 6
54'8 1/2"	(1)	Hungarian Ch	8/29
52'11 1/2"	(q)	European Ch	9/16
55'3 1/2"	(2)	Eur Ch (53'11 1/2")	9/17
3. KLAUS NEUMANN (E Germany)			
53'3"	(2)	Sofia	6/ 1
51'10 1/2"	(2)	v Bulgaria	6/ 7
52'10 1/2"	(1)	Berlin (53'5")	6/18
53'2 1/2"	(1)	v USSR, Pol	7/13
53'1"	(1)	Berlin	7/20
53'4 1/2"	(q)	E German Ch	8/ 1
53'4 1/2"	(2)	E German Ch	8/ 2
54'5 1/2"	(1)	Berlin	9/ 6
55'9 1/2"	(q)	European Ch	9/16
54'5 1/2"	(3)	Eur Ch (54'4")	9/17

4. NIKOLAY DUDKIN (Soviet Union)	55'3 3/4" w (1)	E German Ch	8/ 2
53'5 3/4" (1)	Turin	8/ 2	
53'10" (1)	Moscow	6/28	
54'6 3/4" (2)	Znamenskiy M	7/ 2	
54'9" w (3)	v EC, P (54'8 3/4")	7/13	
53'11 1/4" (2)	v US, EG	7/18	
53'5" (1)	Moscow	8/ 7	
53'10" (3)	USSR Champs	8/18	
54'7 1/4" w (4)	European Ch	9/16	
54'0" w (5)	Eur Ch (53'1 1/4")	9/17	
53'1 1/4" (1)	Nalchik	10/12	
5. JORG DREHMEL (East Germany)			
54'7 1/4" (1)	Sofia	6/ 1	
53'6 1/4" (2)	Berlin	6/18	
54'10 3/4" w (1)	v SU, P (54'6 1/4")	7/13	
53'3 3/4" (1)	Amer v Eur	7/31	

6. PHIL MAY (Australia)	55'2 1/4" (1)	Perth	2/ 1
53'3" (1)	Perth	3/23	
55'4" w (1)	Australian Ch	3/30	
51'8 3/4" (4)	v US, USSR	7/18	
54'1 1/4" (1)	Sydney	8/17	
54'2 3/4" (1)	Pan-Pacific	9/27	
53'10 3/4" w (1)	Perth	11/29	
55'2 1/4" w (1)	Melbourne	12/ 6	
7. CAROL CORBU (Rumania)			
53'9 1/4" (1)	Zaoli Mem	5/17	
53'1 1/4" (1)	Bucharest	5/24	

8. MASATO MURAKI (Japan)	53'1 1/4" (3)	Sofia	6/ 1
53'7 3/4" (1)	v E Germany	6/ 7	
52'5 1/4" (3)	CISM	7/13	
52'10 3/4" (1)	Rumanian Ch	8/16	
52'11" (2)	Balkan Games	8/31	
54'11 3/4" w (4)	European Ch	9/16	
54'4" w (4)	Eur Ch (53'7 1/4")	9/17	
8. MASATO MURAKI (Japan)			
52'5 1/4" (1)	Tokyo	5/11	
52'10" (1)	Kyoto	6/ 8	
53'9" w (1)	Tokyo	7/19	
54'4 3/4" (1)		8/12	
54'2" (1)	Tokyo	8/19	
53' 1/4" (1)	Japanese Ch	9/21	
53'6" (2)	Pan-Pacific	9/27	
54'0" (1)	Hiroshima	10/ 1	

9. GENNADIY BYESSONOV (S Union)	53'1 1/4" (1)	Nagasaki	10/30
52'2 1/4" (1)	Moscow	5/30	
53'7" (1)	Budapest	6/14	
53' 1/4" (6)	Znamenskiy M	7/ 2	
53'5" (1)	Int'l Rum Ch	7/26	
53'1 1/4" (2)	Kiev	8/ 6	
54'1 1/4" (2)	USSR Champs	8/18	
52'7 3/4" (2)	Nalchik	10/13	
10. MIKE MC GRATH (Australia)			
54'3" (1)	Melbourne	2/15	
53'5 1/2" (1)	Meatone	3/ 2	
54'9" w (2)	Australian Ch	3/30	
52'3 3/4" (3)	v US, USSR	7/18	
51'8" (4)	Pan-Pacific	9/27	
53'2" w (2)	Melbourne	12/ 6	

World List

56'3 3/4" Viktor Saneyev (SU) Sukhumi	(1)10/18
55'2 1/4" Phil May (Aus) Perth, Australia	(1)2/ 1
54'9" Nikolay Dudkin (SU) Chorzow	(3)7/13
54'8 3/4" Zoltan Cziffra (Hun) Budapest	(1)8/29
54'7 1/4" Henrik Kalocsai (Hun) Budapest	(2)8/29
54'7 1/4" Jorg Drehmel (EG) Sofia, Bul	(1)6/ 1
54'6 1/4" Klaus Neumann (EG) Berlin, EG	(1)8/ 6
54'4 3/4" Masato Muraki (Jap)	(1)8/ 7
54'4 3/4" Georgi Stoikovski (Bul) Sofia, Bul	(1)2/31
54'3" Mike McGrath (Aus) Melbourne	(1)2/15
54'1 1/4" Gennadiy Byessonov (SU) Kiev	(2)8/18
53'9 1/4" Carol Corbu (Rum) Rome, Italy	(1)5/17
53'9" *Joha Craft (US/En III) Ashland, Ohio	(1)6/13
53'8 3/4" Leonid Potyomkin (SU) Kiev	(4)8/18
53'7 1/4" Nelson Prudente (Brz) Quito, Ecu	(1)10/4
53'7" Serge Firca (Fr) Paris, France	(1)6/11
53'7" Viktor Kravchenko (SU) Odessa	(3)7/ 2
53'7" Pertti Pousi (Fin/BYU) Stockholm	(1)7/ 2
53'5" Valeriy Artyemov (SU) Bryansk	(1)8/17
53'5" Dragan Ivanov (Hun) Odessa	(4)7/ 2
53'3 1/2" Joachim Kugler (WG) Mainz, WG	(1)6/24
53'3" Gennadiy Volk (SU) Odessa, USSR	(5)7/ 2
53'2 1/4" Jan Broda (Czech) Prague, Czech	(1)9/ 6
53'1 1/4" Serban Ciocina (Rum) Bucharest	(1)9/ 6
53'1 1/4" Hans-Gunter Schenk (EG) Berlin	(4)8/18
53'1" Adam Adamek (Pol) Katowice	(1)5/25
53'1" Michael Seuser (WG) Hamburg, WG	(1)9/28
53'1" Gennadiy Shustiko (SU) Kiev, USSR	(5)8/18
53'1" Tony Wadhams (GB) Brno, Czech	(1)7/ 6
53' 1/4" Gunter Krivier (WG) Kassel, WG	(1)8/ 2
52'11 1/4" Vaclav Fiser (Czech) Trinec	(1)6/ 8
52'11 1/4" Peter Nemsovsky (Czech) P Dystrica	(1)7/20
52'11 1/4" Hans-Jurgen Ruckborn (EG) Sofia	(5)6/ 1
52'11 1/4" Jozef Schmidt (Pol) Cracow, Pol	(1)8/17
52'11" Andrzej Pulawski (Pol) Cracow, Pol	(1)8/ 9
52'10 1/4" Abe Mubabi (Uganda) Kampala, Ug	(1)8/16
52'10 1/4" Patrick Onyango (Kenya) Kampala	(2)8/16
52'10 1/4" Jurt Ligand (SU) Odessa, USSR	(7)7/ 2
52'10 1/4" Raymond Prive (Fr) Colombes, Fr	(2)7/19
52'9 1/4" Jan Jaskolski (Pol) Cracow, Pol	(2)8/17
52'8 3/4" Martin Jensen (Nor) Oslo, Norway	(1)8/26
52'7 3/4" Giuseppe Gentile (Italy) Athens, Gr	(7)9/17
52'7 1/4" Yoshikiyo Gushiken (Jap) Kyoto, Jap	(2)6/ 8
52'6 1/4" Jose Hernandez (Cuba) Munich, WC	(1)7/12
52'6 1/4" *Norm Tate (US/NYPC) Miami, Fla	(2)6/29
52'6" Siegfried Dahne (EG)	()
52'6" Andrzej Lasocki (Pol) Cracow, Pol	(3)8/17
52'6" Evangelos Vlassis (Gr) Rome, Italy	(3)5/17
52'5 1/4" Andress Baraktiarts (Gr) Athens	(1)8/10
Wind-Aided:	
56'10 3/4" Viktor Saneyev (SU) Athens, Gr	(1)9/17
55'4" Phil May (Aus) Melbourne, Aus	(1)8/30
55'3 1/4" Zoltan Cziffra (Hun) Athens, Gr	(2)9/17
55'3" Jorg Drehmel (EG) Berlin, EG	(1)8/ 2
55'3" Klaus Neumann (EG) Athens, Gr	(4)9/16
54'11 1/4" Carol Corbu (Rum) Athens, Gr	(4)9/16
54'9" Mike McGrath (Aus) Melbourne, Aus	(2)3/30



A teammate like Viktor Saneyev could drive some triple jumpers into frustrated ineffectiveness but Soviet Nikolay Dudkin jumped superbly to rank fourth. (Don Chadez)

54'1 1/4" Tony Wadhams (GB) Athens, Gr	(4)9/16
53'9 3/4" Serge Firca (Fr) Athens, Greece	(4)9/16
52'11 1/4" Evangelos Vlassis (Gr) Athens, Gr	(1)6/15
52'10 1/4" Giuseppe Gentile (It) Athens, Gr	(4)9/16
52'8" Jorma Grohn (Fin) Stockholm, Swe	(1)9/ 7
52'7 1/4" Kristen Flogstad (Nor) Athens, Gr	(4)9/16

US Additions

52'2 3/4" Henry Jackson (Wn Ky) B Green, Ky	(1)5/17
52'1 1/4" Darrell Hora (Athens) Miami, Fla	(3)6/29
51'10 3/4" Robert Reader (Bakersfield JC) Bakersfield, Calif	(1)5/10
51'7 1/4" Kim Pierson (Purman) Knoxville	(4)16/20
51'5" Milan Tiff (Cleve Strid) London	(3)8/12
51'3 1/4" Tom Massey (Stan) Eugene, Ore	(1)4/26
51" Lincoln Jackson (Athens) Berkeley	(3)5/31
50'11 1/4" Buford May (Lincoln/Mo) Ashland	(3)6/13
50'11 1/4" Denny Rogers (UCLA) W Los Angele	(1)4/12
50'11 1/4" Chris Watkins (LA St) Los Angeles	(3)8/ 7
50'11 1/4" Randy Smith (Buffalo St) Knoxville	(4)16/20
50'10" Zack Gillon (NY HS) Sacramento	(-1)6/14
50'10" Clarence Robinson (unat) Albuquerque	(1)4/19
50'9 3/4" Hartley Saunders (Morgan St) Ashland	(4)6/13
50'7 1/4" Jeff Gable (Tenn) Philadelphia, Pa	(2)4/26
50'6 1/4" Jamie Dixon (Sn Ore) Ashland, Ore	(1)4/19
50'6 1/4" Adrian Porter (San Jose St) San Jose	(1)3/29
50'6 1/4" Spencer Thomas (La HS) Sacramento	(2)4/14
50'5 1/4" Howard Pratt (Sn Cal) Knoxville	(4)8/20
50'5 1/4" Dave Smith (P Coast) Berkeley, Calif	(5)5/31
50'4 1/4" Ken Carnes (Kans) Knoxville, Tenn	(4)6/20
50'4 1/4" Mike Bond (Wisc) Lafayette, Ind	(1)5/17

50'15" Ivery Lewis (Sn III) Carbondale, Ill	(1)5/ 3
50'1 1/4" Steve Gough (Seattle Pacific) Ashland	(5)6/13
50'1 1/4" Jerry Wygant (UCSB) Tucson, Ariz	(1)4/12
50'1" Rick Rogers (Athens) Fresno, Calif	(2)5/10
50" Dave Tucker (Cal HS) Fresno, Calif	(1)5/ 9
49'11" Henry Hines (Sac CC) Sacramento	(1)4/ 1
49'10 1/4" Steve Lombard (Oxy) Ashland, Ohio	(6)6/13
49'10" Larry Vanley (Mesa CC) Mesa, Ariz	(1)3/29
49'9 1/4" George Brasley (Md) Chapel Hill, NC	(1)4/26
49'8 3/4" Ken Brauman (La St) Ames, Ia	(3)5/17
49'8 1/2" Bill McClellon (Sn) Baton Rouge, La	(1)5/ 9
49'7 3/4" Ervin Hunt (Pres St) Los Angeles	(3)5/24
49'7 1/4" Doug Ford (Strid) Fresno, Calif	(3)5/10
49'7" Henry Jackson (Mesa CC) Garden Cit	(1)5/17
49'6 1/4" Charlie Olds (Ore St) Berkeley, Cal	(1)4/19
49'6" Mike Harvey (Va) Columbia, SC	(1)4/ 5
49'4 1/2" Rich Dunn (W Valley JC) Hayward	(2)6/15
49'4 1/2" Mike Woods (unat) Fresno, Calif	(3)5/10
49'3 3/4" Jack Marsh (Auburn) Atlanta, Ga	(1)6/ 7
49'3 1/4" Harry Freeman (Cal HS) Cupertino	(1)5/16
49'2" Eugene Jones (Fres Pac)	(1)5/ 2
49'1 1/4" Dave Broad (Oxy) Ashland, Ohio	(7)6/13
49'1 1/4" Jerry Jackson (UCLA) W Los Angeles	(1)5/ 3
49'1 1/4" Chuck Steffes (NM/F) Tempe, Ariz	(3)5/23
49'1" Dorris Maxwell (Fres CC) Cupertino	(1)4/26
49'1" Jerry Proctor (Redlands) Redlands	(1)5/17
49'1" Isaac Williams (Ariz) Tucson, Ariz	(2)3/20
49' 1/4" Phil Wash (A River JC) Santa Maria	(2)5/17
49' 1/4" Sylvester Johnson (Hayward St) Sac	(1)3/15
49' 1/4" Bob Hester (SF Valley St) Los Angeles	(3)5/24
Incomplete Wind Information:	
50'8 1/4" Doug Ford (Strid) Modesto, Calif	(1)5/24
50'8" Les Bond (unat) San Jose, Calif	(1)4/19
49'4 1/4" Al Meredith (Athens) Modesto, Calif	(6)5/24
Wind-Aided:	
52'1 1/4" Randy Smith (Buffalo St) Ashland, Oh	(2)6/13
51'11 1/4" Jamie Dixon (Sn Ore) Billings, Mont	(2)6/ 7
51'9 1/4" Les Bond (unat) San Jose, Calif	(1)5/ 3
51'9 1/4" Mike Woods (unat) Walnut, Calif	(1)4/26
51'8 3/4" Chris Watkins (LA St) Walnut, Calif	(2)4/26
51'8 1/4" Denny Rogers (UCLA) Knoxville	(4)6/21
51'7 1/4" Rick Rogers (Athens) San Jose, Calif	(2)5/ 3
51'7 1/4" Al Meredith (Athens) San Jose, Calif	(3)5/ 3
50'11 1/4" Zack Gillon (NY HS) Sacramento	(1)6/14
50'10" Adrian Porter (San Jose St) Walnut	(3)4/26
50'8 1/4" Ken Brauman (La St) AF Academy	(1)4/ 5
50'7 3/4" Harry Freeman (Cal HS) Cupertino	(1)5/ 8
50'7 1/4" Leonard Turner (Ohio HS) Minneapolis	(1)8/ 1
50'7 1/4" Don Rencher (unat) Kalamazoo	(1)5/30
49'10 1/4" Rich Dunn (W Valley JC) Sacramento	(4)6/21
49'10" Gerald Woolfolk (Butler) Terre Haute	(1)5/ 6
49'9" Bill McClellon (Sn) Billings, Mont	(3)6/ 7
49'8 3/4" Sylvester Johnson (Hayward St) Jose	(4)5/ 3
49'7" Ronnie Murphy (McNesse St) Houston	(2)5/30
49'6 1/4" Dave Jackson (Strid) Walnut, Calif	(7)4/26
49'4 1/4" Jim Frasier (Cal) Berkeley, Calif	(8)5/31
49'4" Sam Gipson (P Coast) Berkeley, Cal	(3)5/17
49'3 3/4" Chuck Steffes (NM/F) Sacramento	(5)6/21
49'2 3/4" Dorris Maxwell (Fres CC) Modesto	(2)5/14
49'1" Andrew McKay (La HS) Minneapolis	(2)8/ 1

SHOT PUT


East Germany Outranks US

For only the second time in the decade of the 1960s, a non-American rates first in an event which has seen Americans predominate. Moreover, there are more East Germans than Americans in the rankings—indicating just how strongly the East Germans have become. Picking a number one man was tough but Dieter Hoffman, the European champion, gets the nod over young teammate Hans-Peter Gies. Gies was national champion and each beat the other four times, but Hoffman's competitive record was a shade better than the new European record-holder. The top American, Neal Steinhauer, rates third, having lost only twice—but one of those was to the Easterner—and after compiling a top competitive season. Heinz-Joachim Rothenburg rates an easy fourth on the strength of the best competitive record of the East Germans.

Randy Matson, leader the past four years, places fifth even though he appeared in just four outdoor meets during the year. All those performance, however, were of the usual Matson high-quality. Heinfried Birlenbach was twice beaten by his Eastern counterparts, but upset Steinhauer and won his national title. US college champ Karl Salb rates seventh, his Los Angeles international win helping anchor his position. Two more East Germans take eighth and ninth, Hartmut Briesenick had a more spotty record than Uwe Grabe, but Briesenick's longer season and better finish in the national meet were enough to put him ahead of his teammate. As usual, 10th could have gone to several qualified candidates, but the US's number four man, Brian Oldfield, with several good throws and performances in international competitions, got the nod.

UNIROYAL

New booklet tells how your track can be all-weather.



You'll read that a rubberized Uniroyal Track® provides surefooted, non-skid traction all year in almost any weather. Since water runs off, not into, the rubberized surface, you can use the track minutes after a rain. The surface also reduces frost heaving dangers, and prevents rapid oxidation of the asphalt cement binder, ending frequent seal coating costs. And since the rubberized surface is permanent, you eliminate the costly maintenance common to cinder or dirt.

You'll find out how you can install this track in one working day, and use it the next, at a fraction of the cost of standard cinder track. Send today for the booklet on rubberized Uniroyal Track.

UNIROYAL

Uniroyal Track Information
Uniroyal Chemical
Spencer Street, Naugatuck, Conn. 06770.

Send me the booklet on Uniroyal's "All-weather rubberized track."

Have your representative call. My number is _____

Name _____

Title _____

School _____

Address _____

City _____ State _____ Zip _____

Uniroyal Track is another product of Uniroyal polymer technology.

When the gun is up...
are you ready?



TOP STOPWATCH BUYS
from Track & Field News

HANHART SPLIT 30

*Our Number One
Recommendation*



This is the watch we have supplied to more than 1100 satisfied users. It's big, it's rugged, it's accurate. And you can't beat the price anywhere. You can pay a lot more but will have a hard time being more satisfied. The world's most popular split. 7 jewels. 1/10 sec. 30 sec. face. Protective carrying case.

HANHART SPLIT 30
(Reg. Retail Price: up to \$81)
Special T&FN Price.....\$39.75
School Price.....\$35.95

HANHART SWING SPLIT 30
with lanyard
(Reg. Retail Price: up to \$84)
Special T&FN Price.....\$42.00
School Price.....\$37.95



THREE CIRCLE

Unique three dials make this watch very easy to read. Separate dials for minutes, seconds, tenths. Reading more exact as tenth hand always stops accurately on the stroke of the scale. 7 jewels. Large.

(Regular retail price \$39.00)
Special T&FN Price.....\$27.50

EASY READER



At last, no more mistakes. The security of a 60 second face (eliminating the "30 second" and "10 second" errors in reading). Plus the ease and accuracy of a special tenth-second dial with divisions five times larger than on a 30 second face. With neck lanyard and protective case.

EASY READER
(Reg. retail price \$30.00)
Special T&FN Price \$22.75

ECONOMY SPECIAL



Multi-purpose track and all sports timer at the lowest price anywhere. Time out feature for football, etc. Sturdy jewel movement. Double back. 1/10th. 30 sec.

(Reg. retail price \$15.00)
Special T&FN Price.....\$9.95

315 MORE TO CHOOSE FROM—ALL AT PRICES REDUCED
ONE-THIRD OR MORE!

TRACK & FIELD NEWS Box 296, Los Altos, Calif. 94022.

1968 Olympic Instructional Films



from Track & Field News

1968 OLYMPIC INSTRUCTIONAL — FULL-LENGTH:

Toni Nett, official IAAF photographer, has captured the action at Mexico City in precise detail. Dozens of **extra-slow motion** studies (up to 140 frames per second) of the champions and other Olympians as you've never seen them before. Peerless films of **over 90 competitors** in all, covering almost all the field event place winners: Saneyev, Prudencio, Beamon (3 fantastic jumps), Boston, Ter-Ovanesyan, Fosbury (3 great efforts), Caruthers, Gavrilov, Matson, Woods, Maggard, Seagren (3 successful attempts), Nordwig, Schiprowski, Papanicolaou, Pennel, Oerter (3 throws), Silvester, Danek, Lusi, Kinnunen, Klim, Zsivotsky, and many more. Many are shown in two or three efforts, from different camera angles. Several running events shown too, with Ryun, Keino, Tommie Smith, Lee Evans, Larry James, Tomu, Clarke, Wolde, Davenport, Hall, Biwott, and others. **A magnificent coaching aid** that has to be seen and studied by every coach and athlete.

Black-and-white. Silent, with descriptive titles. Running time: about 52 minutes.
PURCHASE 16mm. — \$150.00 **RENTAL FEE: 16mm. — \$25 a day**
8mm. or Super 8 — \$ 89.50 **\$50 a week**
8mm. and Super 8 — \$15 a day
\$30 a week

1968 WOMEN'S OLYMPIC INSTRUCTIONAL FILM:

Never before offered — a women's instructional film. Based on the action at Mexico City, 36 Olympians are shown in slow motion.

It doesn't cover every event, unfortunately, but there's nothing else like it available. It's a beautiful film and an unexcelled coaching tool. Black-and-white. Silent, with descriptive titles. Runs about 20 minutes.

PURCHASE 16mm. — \$57.50 **RENTAL FEE: 16mm. — \$15 a day**
8mm. or Super 8 — \$35.00 **\$30 a week**
8mm. and Super 8 — \$10 a day
\$20 a week

1968 OLYMPIC MEDALIST FILM:

37 Olympic medalists from 18 men's track & field events are revealed on this film (an abbreviated version of the full-length instructional film). Running time is about 25 minutes. Top three placers in every field event (except triple jumper Gentile) are shown in a sharp, clear effort, sometimes at a super-slow 140 frames per second; perfect for study and picking up helpful ideas to improve technique. All high hurdles medalists shown, plus Ryun, Keino, Tommie Smith, Lee Evans, and other runners. Black-and-white. Silent, with descriptive titles. **FOR PURCHASE ONLY** (Sorry, no rentals of this film).
16mm. — \$75.00
8mm. or Super 8 — \$47.50

LOOP FILMS

Over 46 film loops in all (men & women) — your choice of 16mm, 8mm or Super 8. 39 men's Olympic stars, incl. Seagren, Pennel, & Hansen in pole vault. Black & white. Silent, with titles. 16mm, \$3.50 each; \$3.00 ea. if 4 or more ordered. 8mm or Super 8, \$2.50 each; \$2.25 each if 4 or more ordered. Write for full listing.

OTHER FILMS

1968 CHAMPIONS. Fifteen 1968 gold medalists shown, incl. all 8 field event winners. Use it as an instructional film or cut into loops. 16mm, \$29.50; 8mm or Super 8, \$22.50. Black & white, silent.

DICK FOSBURY IN MEXICO. Special film of the famed flopper shows the Olympic high jump champion in action during the Games. Six jumps shown. Black & white, silent. About 4 min. running time. 16mm, \$9.95. 8mm or Super 8, \$7.50.

1968 OLYMPIC ENTERTAINMENT FILM. For rental only. 70 min. of the '68 Olympics in color and sound. Perfect for school assemblies, clubs, sports groups, etc. Emphasis on track and swimming, with a sampling of most other Olympic sports, opening ceremonies, etc. 16mm only. 3 weeks notice required. \$50 a day, \$125 a week.

1. DIETER HOFFMANN (E Germany)			
65'11"	(1)	Berlin	6/18
66'11 1/2"	(2)	Budapest	6/28
67'7"	(1)	Koblenz	7/ 2
68'4 1/2"	(2)	v Pol, USSR	7/12
68'1 1/2"	(1)	Leipzig	7/27
68'9 1/2"	(2)	Amer v Eur	7/30
68'4 1/2"	(4)	E German Ch	8/ 2
68'3 1/2"	(1)	Kiev	8/ 4
68'3 1/2"	(1)	European Ch	9/18
64'6"	(1)	Frankfurt	10/
65'3 1/2"	(1)	Halle	10/11
2. HANS-PETER GIES (E Germany)			
63'5 1/2"	(2)	Berlin	4/27
66'5 1/2"	(2)	Berlin	5/14
65'4"	(3)	Berlin	6/18
67'8 1/2"	(1)	Budapest	6/28
68'6 1/2"	(2)	Koblenz	7/ 2
65'11 1/2"	(1)	v Pol, USSR	7/12
65'2 1/2"	(3)	Leipzig	7/27
67'5 1/2"	(1)	Amer v Eur	7/30
66'7 1/2"	(1)	E German Ch	8/ 2
64'10 1/2"	(3)	European Ch	9/18
3. NEAL STEINHAUER (US/Ft MacA)			
68'7 1/2"	(1)	Santa Barbara	4/19
64'9 1/2"	(1)	Mt SAC Rlys	4/26
66'5 1/2"	(1)	California Rlys	5/24
67'5 1/2"	(1)	Eugene	5/ 4

67'8"	(1)	Col-Comp	6/ 7
66'10 1/2"	(1)	Orange Co Inv	6/14
66'4 1/2"	(1)	Interservice	6/17
67'4"	(3)	AAU	6/28
64'1 1/2"	(3)	CISM	7/14
65'3 1/2"	(4)	Amer v Eur	7/30
65'8 1/2"	(2)	v W Germany	8/ 6
64'8"	(1)	v Gr Britain	8/12
64'7"	(1)	Indian Summer	9/12
4. HEINZ-JOACHIM ROTHENBURG (EG)			
63'6 1/2"	(1)	Berlin	4/ 9
62'8"	(1)	Leipzig	4/20
64'11 1/2"	(1)	Berlin	4/22
64'6"	(1)	Berlin	4/27
67'2 1/2"	(1)	Berlin	5/14
64'8 1/2"	(3)	Leipzig	5/17
65'7"	(2)	Berlin	6/18
64'3"	(1)	Skopje	7/12
65'7 1/2"	(2)	Leipzig	7/27
66'1 1/2"	(2)	E German Ch	8/ 2
65'9 1/2"	(2)	European Ch	9/18
5. RANDY MATSON (US/H Striders)			
66'7 1/2"	(1)	Houston	6/14
68'2 1/2"	(1)	Sacramento	6/21
66'9 1/2"	(2)	AAU	6/28
65'1 1/2"	(1)	Dayton	7/ 5
6. HEINFRIED BIRLENBACH (WG)			
63'8 1/2"	(1)	Bad Honnach	8/ 1

62'4"	(5)	Berlin	6/18
63'5"	(3)	Koblenz	7/ 2
65'2"	(1)	Cologne	7/ 8
66'1"	(1)	v Finland	7/17
63'11 1/2"	(1)	v Hungary	7/19
66'3"	(1)	v US	8/ 6
63'4 1/2"	(1)	W German Ch	8/17
65'9 1/2"	(1)	Stuttgart	8/28
65'0"	(1)	Hamburg	9/27
7. KARL SALB (US/Kansas)			
66'4 1/2"	(1)	Los Angeles	3/29
60'8"	(2)	Texas Rlys	4/12
63'5 1/2"	(1)	Kansas Rlys	4/19
62'3 1/2"	(1)	Drake Rlys	4/26
67'1 1/2"	(1)	Carbondale	5/ 3
63'7"	(1)	W Coast Rlys	5/10
64'3 1/2"	(2)	Col-Comp	6/ 7
64'9"	(3)	NCAA	6/20
65'3 1/2"	(3)	AAU	6/28
64'9"	(1)	v USSR, BC	7/19
65'2"	(3)	Amer v Eur	7/30
63'7 1/2"	(3)	v W Germany	8/ 6
63'10 1/2"	(2)	v Gr Britain	8/12
8. HARTMUT BRIBSENICK (E Ger)			
60'7 1/2"	(3)	Berlin	5/14
60'10"	(2)	Leipzig	5/17
64'11 1/2"	(1)	Berlin	6/ 4
63'2 1/2"	(1)	Sofia	6/ 7

62'6"	(4)	Berlin	6/18
64'8 1/2"	(1)	Znamenskiy M	7/ 2
64'4 1/2"	(1)	Budapest	7/ 4
66'4"	(3)	Berlin	7/20
64'3"	(4)	Leipzig	7/27
65'10 1/2"	(3)	E German Ch	8/ 2
64'8"	(1)	Cracow	8/10
60'2"	(2)	Alexandria	9/ 3
60'7 1/2"	(2)	Cairo	9/ 8
59'9"	(3)	Frankfurt	10/
59'4 1/2"	(2)	Halle	10/11
9. UWE GRABE (East Germany)			
61'10 1/2"	(1)	Cottbus	6/15
62'11 1/2"	(1)	Cottbus	6/29
66'6"	(1)	Zielona Gora	7/20
62'6 1/2"	(5)	E German Ch	8/ 2
10. BRIAN OLDFIELD (US/UCTC)			
60'8"	(1)	Kentucky Rlys	4/ 5
61'7 1/2"	(1)	Dogwood Rlys	4/19
62'5"	(1)	Indiana Rlys	4/26
64'6 1/2"	(1)	Ft Campbell	5/24
63'10 1/2"	(1)	Kalamazoo	5/30
62'8"	(4)	AAU	6/25
64'6 1/2"	(2)	Dayton	7/ 5
62'7 1/2"	(3)	v USSR, BC	7/19
59'11"	(2)	Indian Summer	9/12
61'10 1/2"	(2)	Pan-Pacific	9/27
62'5 1/2"	(1)	Hiroshima	10/ 1

World List

67'8 1/2"	*Neal Steinhauer (US/Ft Mac)	Eugene	(1)6/ 4
67'8 1/2"	Hans-Peter Gies (EG)	Budapest, Hun	(1)6/28
67'7"	Dieter Hoffman (EG)	Koblenz, EG	(1)7/ 2
67'2 1/2"	Heinz-Joachim Rothenburg (EG)	Berlin	(1)5/14
67'1 1/2"	*Karl Salb (US/Kans)	Carbondale, Ill	(1)5/ 3
66'7 1/2"	*Randy Matson (US/H Strid)	Houston	(1)6/14
66'6"	Uwe Grabe (EG)	Zielona Gora, Pol	(1)7/20
66'4"	Hartmut Bribsenick (EG)	Berlin, EG	(1)7/20
66'3"	Heinfried Birlenbach (WG)	Augsburg	(1)8/ 6
65'5 1/2"	Traugott Glocker (WG)	Nieder-Olm	(1)8/24
65'2 1/2"	Bengt Bendus (Swe)	Orebro, Swe	(1)7/17
65'3"	Rudolf Langer (EG)	Leipzig, EG	(1)7/ 9
64'8"	*Bruce Wilhelm (US/Athens)	Berkeley	(1)5/31
64'8 1/2"	Brian Oldfield (US/UCTC)	Dayton, Oh	(2)7/ 5
64'1 1/2"	Arnjoelt Bear (Fr)	Pulversheim	(1)6/22
64'1"	*Steve Marcus (US/UCLA)	W Los Ang	(1)4/19
63'11 1/2"	Nikolay Karasyov (UCL)	Kiev, USSR	(1)8/18
63'10"	*Richard Marks (US/Saa Jose St)	Mod	(1)5/24
63'9 1/2"	Matti Yrjola (Fin)	Stockholm, Swe	(1)9/ 6
63'7 1/2"	Ricky Bruch (Swe)	Malmö, Swe	(1)5/15
63'7 1/2"	Eduard Gushchin (SU)	Los Angeles	(2)7/18
63'6 1/2"	*Steve Wilhelm (US/Kans)	Knoxville	(2)6/20
63'2 1/2"	Miroslav Janousek (Czech)	Verona	(1)8/17
63'1 1/2"	Scppo Simola (Fin)	Stockholm	(2)9/ 6
62'11 1/2"	Yves Brouzet (Fr)	Dole, Fr	(1)8/ 6
62'11 1/2"	*John Hubbell (US/Wash)	Corvallis	(1)5/16
62'10 1/2"	Ely Hubacher (Switz)	Bern, Swi	(1)10/4
62'9 1/2"	*Carl Wallin (US/Ft Mac)	Alameda	(1)8/13
62'7 1/2"	Wladyslaw Komar (Pol)	Warsaw	(1)8/21
62'6 1/2"	Pierre Colnard (Fr)	Athens, Gr	(1)9/18
62'5 1/2"	Flavio Asta (It)	Verona, Italy	(2)8/17
62'3"	Vilmos Varju (Hun)	Budapest, Hun	(1)6/ 6
62'2"	*Mark Ostoich (US/UCLA)	Knoxville	(3)6/20
62'1 1/2"	Merab Okrosbidze (SU)	Odessa	(2)7/ 2
62'0"	Therd Carlsson (Swe)	Stockholm	(1)8/28
62'0"	Les Mills (NZ)	Tokyo, Japan	(1)9/27
61'10 1/2"	Sandro Holub (Hun)	Turin, Italy	(1)6/ 1
61'6 1/2"	John Van Reenen (S Afr/Wash St)	Cor	(4)5/17
61'3 1/2"	Jaroslav Smid (Czech)	Klatovy	(1)9/20
61'3"	*Jay Silvester (US/Cougar TC)	Modest	(3)5/24
61'2"	*Jack Hanley (US/Mt College)	Park	(1)5/17
61'1 1/2"	*Ernie Hearon (US/Spts Intl)	Coll Park	(1)5/24
61'1/2"	Gerd Lochmann (EG)	Berlin, EG	(2)6/ 4
60'11 1/2"	Patrick Chala (Fr)	Colombes, Fr	(2)8/21
60'11 1/2"	Rolf Engels (WG)	Dusseldorf, WG	(3)5/17
60'11"	*Russ Hodge (US/UCLA)	Corvallis	(5)5/16
60'10 1/2"	*Sam Walker (US/SMU)	Houston	(1)5/24
60'10"	Dave Steen (Can)	Tokyo, Japan	(3)9/27
60'9 1/2"	Fred Schladen (WG)	Porz	(1)9/20
60'9 1/2"	Jeff Teale (GB)	Heinburgh, Scot	(1)8/23
Unsanctioned Meet:			
61'1"	Hannes Schulze-Bauer (Aut)	Leoben	(1)8/17
60'9 1/2"	Doug Knop (Kans)	Carbondale, Ill	(3)5/ 3
60'7"	Dave Murphy (So Cal)	W Los Angeles	(3)5/ 3
60'2"	Tom Golich (So Cal)	Corvallis, Ore	(6)5/16
59'10 1/2"	Jessie Stuart (Ky HS)	Glasgow, Ky	(1)7/12
59'10 1/2"	Gary Ordway (P Coast)	Walnut, Calif	(4)4/26
59'8 1/2"	Dick Benka (Harv)	Chestnut Hill, Ma	(1)4/30
59'7 1/2"	Doug Lane (Kans St/F)	Knoxville	(4)6/19
59'6 1/2"	James Bagby (P View A&M)	Beaumont	(1)5/17
59'6 1/2"	John Buchler (So Cal)	W Los Angeles	(5)5/ 3
59'2 1/2"	Jon Cole (P Coast)	Oslo, Norway	(1)8/21
58'9 1/2"	Al Feuerbach (Emp St)	Importa, Ka	(1)5/ 2
58'5 1/2"	T. C. Jones (Stan)	Fresno, Calif	(5)5/10
58'5 1/2"	Ronnie Lightfoot (Tex A&M)	Dallas	(1)3/29
58'4 1/2"	Andy Kenney (NEN)	Miami, Fla	(1)6/28
58'4 1/2"	Jim Arbuclke (Ind)	Bloomington, Ind	(1)5/ 3
58'4 1/2"	John Birkelbach (El Paso)	El Paso	(1)3/29
58'3 1/2"	Randy Nichols (Tex)	Waco, Tex	(2)5/10
58'2"	Don Tollefson (P Coast)	Glendale	(2)12/
58'0"	Jeff McLellan (Ill)	Champaign, Ill	(1)5/24
57'11 1/2"	Vincent Monart (El Paso)	El Paso	(1)5/ 3
57'11"	Gary Bills (Idaho St)	Pocatello, Id	(1)4/12
57'10 1/2"	Vaughn Davis (Mt Union)	Oxford, Oh	(1)5/31
57'10 1/2"	Ronnie Mercer (Tex Tech)	Lubbock	(2)3/22
57'9 1/2"	Dean Langenderfer (Toledo)	Toledo	(1)5/17
57'9 1/2"	Wayne Rathke (H Payne)	Brownwood	(1)5/ 1
57'9"	Pete Schmock (Ore P)	Rugae, Ore	(2)6/ 4

US Additions



Losses to the powerful East German shot put stable didn't seem to phase Heinfried Birlenbach of the West. He won the West German title and several international—including an upset of the US's Neal Steinhauer—and ranks sixth for the year. (Photo courtesy "L'Equipe")

57'7 1/2"	Gene Smith (Wn Ky)	Bowling Green	(1)5/ 6
57'7 1/2"	Tom Brosius (Kans St/F)	McPherson	(1)5/24
57'7 1/2"	Gerald Downes (Wayland)	Alpine, Tx	(1)5/ 1
57'5 1/2"	Mike Reid (Penn St)	Univ Park, Pa	(1)5/10
57'2"	Terry Livermore (Port St)	Ellensburg	(1)5/10
57'1/2"	Don Randel (Tex HS)	Karnes City, T	(2)6/ 7
57'0"	Jerry Petry (Ark)	Dallas, Texas	(2)4/ 5
57'0"	Tim Vollmer (Ore St)	Corvallis, Ore	(1)5/ 3

DISCUS THROW

Bruch Colorful, Danek Tops

Ricky Bruch didn't win a European championship in 1969, didn't set a world record (though he came close) and doesn't even rank first. But his colorful doings, and his quick rise to the highest levels of discus competition, make him clearly the biggest news of the year. The Swede started the season as a 206-foot thrower. When it ended, he held the European record and was within 15 inches of the world mark with 223'3 1/2". At the European championships, he showed he could throw a tantrum almost as well as he throws the discus. Thinking he'd missed the finals, Bruch flopped onto the grass and cried. Officials then told him they'd erred, he regained his composure and placed second. But generally Bruch's best performances didn't come in meets like the European. His bests came in Malmö, his hometown, against minimal opposition. These rankings are based as much on who a man throws against as how far he throws, and throughout the season Ludvik Danek took on tougher men. Danek placed

1. LUDVIK DANEK (Czechoslovakia)			
204'8"	(1)	Long Beach	6/ 1
204'8"	(1)	Zandi Mem	5/17
209'11"	(2)	California Rlys	5/24
203'8"	(3)	Kennedy Gms	5/31
192'1"	(3)	Hayward	6/15
212'1"	(1)	Sacramento	6/21
206'2"	(1)	Rosicky Mem	7/ 2
212'2"	(1)	v Gr Britain	7/ 6

behind Bruch at Athens, but during the year he beat nearly every other ranked thrower (including Bruch, by 5 1/2 feet, in the Czech-Swedish dual).

Jay Silvester won three of five encounters with Danek and would, in fact, probably have been ranked number one had he not been upset by Jon Cole in the AAU (by one inch) and by Vladimir Lyakhov in the US-USSR-Commonwealth meet. Despite his comecrough in the European championships, winner Hartmut Losch had overall performances inferior to those of countryman Lochar Milde. Milde ranks fourth, Losch fifth. Much improved Cole is safely ahead of everyone else with his sixth rating, while NCAA champ John Van Reenen is an easy choice for seventh despite limited international exposure. Lyakhov and Ferenc Tegla placed fifth and sixth at Athens and rate eighth and ninth here. Before retiring (or so he claims), Al Oerter performed well enough for 10th ranking.

202'11"	(1)	Czech Champs	7/20
209'9"	(1)	Amer v Eur	7/31
204'1"	(1)	v Italy, GB	8/16
210'4"	(1)	v Sweden	8/23

194'6"	(4)	European Ch	9/17	4. LOTHAR MILDE (East Germany)	203'4"	(3)	Orange Co Inv	6/14	194'6"	(2)	Leipzig	7/27			
212'0"	(1)	Roznov	10/7	196'2"	(2)	Stockholm	6/10	198'5"	(1)	Hayward	6/15	188'8"	(1)	Cracow	8/9
212'0"	(1)	Roznov	10/8	204'7"	(1)	v Hungary	6/29	205'10"	(1)	AAU	6/29	201'6"	(1)	USSR Champs	6/20
2. RICKY BRUCH (Sweden)				205'0"	(1)	v USSR, Pol	7/13	204'2"	(1)	Honolulu	7/12	193'10"	(5)	European Ch	9/17
203'7"	(2)	Zauli Mem	5/17	206'2"	(2)	Amer v Eur	7/31	196'10"	(3)	v USSR, BC	7/20	190'8"	(1)	Nalchik	10/11
195'8"	(1)	Sofia	6/1	208'8"	(1)	E German Ch	8/3	196'0"	(3)	Amer v Eur	7/31	9. FERENC TEGLA (Hungary)			
201'1"	(1)	Stockholm	6/10	206'4"	(1)	Halle	8/4	194'1"	(1)	v W Germany	8/5	202'3"	(1)	Budapest	4/30
200'4"	(1)	Stockholm	7/3	194'8"	(3)	European Ch	9/17	194'8"	(2)	v Gr Britain	8/11	197'10"	(1)	Budapest	6/14
nm	(-)	v Italy, Rom	7/21	207'5"	(1)	Halle	9/	187'3"	(1)	Warsaw	8/29	198'0"	(1)	Kusocianski M	6/19
212'2"	(1)	Malmö	8/14	207'9"	(1)	Magdeburg	10/1	7. JOHN VAN REENEN (SA/Wash St)				191'5"	(2)	v E Germany	6/29
201'7"	(1)	Swedish Ch	8/17	210'5"	(1)	Cottbus	10/5	187'3"	(1)	Lewiston	3/22	188'5"	(3)	World Games	7/1
204'10"	(2)	v Czech	6/23	5. HARTMUT LOSCH (East Germany)				190'5"	(1)	Pullman	3/29	193'4"	(3)	Stockholm	7/3
200'5"	(1)	v Finland	9/6	193'3"	(2)	Potsdam	5/29	183'8"	(1)	San Jose	4/15	202'10"	(1)	Szeged	7/12
200'4"	(2)	European Ch	9/17	196'6"	(2)	Potsdam	6/4	207'6"	(1)	Corvallis	4/12	193'7"	(1)	v West Germany	7/20
223'3"	(1)	Malmö	9/21	195'1"	(3)	Stockholm	6/10	187'10"	(1)	Pullman	4/19	193'11"	(1)	Hungarian Ch	8/29
213'0"	(1)	Malmö	9/30	201'3"	(q)	E German Ch	9/2	194'2"	(1)	Pullman	4/26	190'10"	(6)	European Ch	9/17
219'0"	(1)	Malmö	10/1	193'2"	(5)	E German Ch	8/5	189'4"	(1)	Seattle	5/3	206'4"	(1)	Budapest	10/12
212'2"	(1)	Arlöv	10/23	194'11"	(1)	Kiev	8/5	187'2"	(1)	Eugene	5/10	200'5"	(1)	Eger	10/26
3. JAY SILVESTER (US/Cougar TC)				198'7"	(3)	Berlin	9/11	194'1"	(1)	Corvallis	5/17	201'5"	(1)	Szeged	11/2
197'2"	(3)	Mt SAC Rlys	4/26	202'10"	(1)	European Ch	9/17	201'9"	(4)	California Rlys	5/24	10. AL OERTER (US/NYAC)			
203'1"	(1)	W Coast Rlys	5/10	193'10"	(1)	Frankfurt	10/	182'3"	(1)	Spokane	6/11	189'7"	(1)	Kansas Rlys	4/19
211'2"	(1)	California Rlys	5/24	193'10"	(1)	Frankfurt	10/	196'3"	(1)	Riga	6/21	201'3"	(2)	Mt SAC Rlys	4/26
208'10"	(1)	Kennedy Gms	5/31	189'7"	(7)	Mt SAC Rlys	4/26	200'5"	(1)	NCAA	6/21	194'2"	(2)	W Coast Rlys	5/10
208'2"	(1)	Col-Comp	6/7	203'11"	(3)	California Rlys	5/24	191'11"	(1)	Moscow	5/30	201'0"	(1)	King Games	5/18
209'3"	(2)	Orange Co Inv	6/14	196'1"	(7)	Kennedy Gms	5/31	196'3"	(1)	Riga	6/6	203'0"	(4)	Kennedy Gms	5/31
207'5"	(2)	Sacramento	6/21	201'5"	(2)	Long Beach	8/1	190'7"	(3)	Budapest	6/14	196'8"	(4)	Col-Comp	6/7
208'9"	(2)	AAU	6/29	205'7"	(2)	Long Beach	6/8	196'0"	(3)	v Pol, E Ger	7/13	181'7"	(1)	Elmira	7/19
200'3"	(2)	v USSR, BC	7/20					202'1"	(1)	v US, BC	7/19				

World List

223'3 $\frac{1}{2}$ "	Ricky Bruch (Swe)	Malmö, Swe	(1)9/21
218'2"	Lucyik Danek (Czech)	Long Beach	(1)6/8
211'2"	*Jay Silvester (US/Cougar TC)	Modest	(1)5/24
210'5"	Lothar Milde (EG)	Cottbus, EG	(1)10/5
208'10"	*Jon Cole (US/P Coast)	Miami, Fla	(1)6/29
207'6"	John Van Reenen (S Afr/Wash St)	Cor	(1)4/12
206'4 $\frac{1}{2}$ "	Ferenc Tegla (Hun)	Budapest, Hun	(1)10/12
204'11"	*Gary Carlsson (US/Strid)	Miami, Fla	(3)8/29
204'4"	Dirk Wippermann (WG)	Oberhausen	(1)10/15
204'2"	*Tim Volimer (US/Ore St)	Berkeley	(2)5/31
203'5 $\frac{1}{2}$ "	Heinz-Joachim Rothend (EG)	Berl	(1)7/20
203'2"	*Bill Neville (US/Strid)	E Los Angeles	(1)7/10
203'0"	*Al Oerter (US/NYAC)	Berkeley, Cal	(4)5/31
202'10"	Hartmut Losch (EG)	Athens, Greece	(1)9/17
202'1"	Vladimir Lyakhov (SU)	Los Angeles	(1)7/19
202'0"	George Puce (Can/Strid)	Reno, Nev	(2)9/13
201'11"	Gunter Schaumburg (EG)	Berlin	(q)8/2
200'6 $\frac{1}{2}$ "	Pentti Kahma (Fin)	Helsinki, Fin	(1)8/27
200'3"	Robin Tait (NZ)	Auckland, NZ	(1)1/4
200'1 $\frac{1}{2}$ "	Coza Fejer (Hun)	Budapest, Hun	(1)7/8
199'5"	Klaus-Peter Hennig (WG)	Mainz	(1)5/17
198'2"	Edmund Piarkowski (Pol)	Colombes	(1)7/5
197'11 $\frac{1}{2}$ "	Zenon Begier (Pol)	Bydgoszcz, Pol	(1)6/11
197'7"	Vytautas Juras (SU)	Prague, Czech	(2)7/2
197'1"	*Gary Orway (US/P Coast)	San Jose	(1)5/3
197'1 $\frac{1}{2}$ "	Jaroslav Vidra (Czech)	Brno	(2)7/6
196'11"	Janos Muranyi (Hun)	Budapest, Hun	(2)7/8
196'7"	Guram Gudashvili (SU)	Marian Laza	(1)7/3
195'7"	Hein-Dieterck Neu (WG)	Dusseldorf	(1)8/16
195'4"	Dieter Thorich (EG)	Berlin, EG	(1)6/29
195'3"	Dieter Gruse (WG)	Mainz, WG	(2)5/17
195'0"	*John Powell (US/San Jose St)	San Jose	(1)4/19
194'9"	Kenneth Akesson (Swe)	Malmö, Swe	(2)5/15
194'7"	*Ed Kohler (US/Strid)	E Los Angeles	(2)7/24
193'10 $\frac{1}{2}$ "	Iosif Naghi (Rom)	Stockholm, Swe	(1)7/21
193'10"	Kaj Anderson (Den)	Halstingborg	(1)7/7
193'10"	*Rich Drescher (US/Md)	Miami, Fla	(5)6/29
193'8"	*Don Tolleson (US/P Coast)	Long Bea	(1)3/3
193'2"	*Larry Kennedy (US/Athens)	Lung Bea	(5)6/8
192'11 $\frac{1}{2}$ "	Jouko Montonen (Fin)	Nokia	(1)5/26
192'8"	*Doug Knap (US/Kans)	Ames, Ia	(1)5/16
192'7 $\frac{1}{2}$ "	Risto Myyza (Fin)	Hameenlinna	(1)8/31
192'2"	Taisto Lampinen (Fin)	Tallinn	(1)6/9
192'0"	*Dave Weill (US/Athens)	Modesto	(7)5/24
191'11"	Veijo Kuusmaa (SU)	Haapssalu	(1)10/12

191'10"	*Miles Lister (US/P Coast)	E Los Ang	(2)7/10
191'9"	*Stan McDonald (US/Ft Mac)	W Falls	(1)6/17
191'7"	Olgierd Kurawicz (Pol)	Bydgoszcz	(1)10/5
191'2 $\frac{1}{2}$ "	Boris Karayev (SU)	Sochi, USSR	(2)10/26
191'1 $\frac{1}{2}$ "	Ulrich Brembach (EG)	Halle, EG	(2)9/

US Additions

189'7"	John Morton (Fla)	Miami, Fla	(7)6/29
189'0"	Karl Salb (Kans)	Austin, Tex	(3)4/11
187'6"	John Bakkenen (Port TC)	Corvallis	(1)6/7
187'0"	Curt Harper (Strid)	R Los Angeles	(2)5/18
183'10"	Brian Oldfield (UCTC)	Kalamazoo	(1)5/30
183'7"	Ervin Jaro (NM)	Albuquerque, NM	(1)5/31
183'6"	Steve Davis (Stan)	Cupertino, Calif	(1)7/15
183'6"	Bob Stoltman (Wn Ky)		(1)5/9
183'4"	Mike Hoffman (BYU)	Salt Lake City	(1)4/26
182'3"	Dave Weber (P Coast)	Walnut, Calif	(1)4/26
181'9"	Ken Dietz (Penn)	Philadelphia, Pa	(1)4/19
181'2"	Rick Smith (Idaho)	Missoula, Mont	(1)5/17
180'7"	Wayno Walton (ACC)	Ahlerne, Tex	(1)4/1
179'9"	Glenn Passey (USAF)	Wichita Falls	(2)6/17
179'8"	Jim Penrose (Athens)	Sacramento	(3)6/21
179'3"	Tom Colich (Sa Cal)	E Los Angeles	(1)5/10
179'0"	Paul Gill (N Dame)	Terre Haute, Ind	(1)5/6
178'4"	Mark Ostoich (UCLA)	W Los Angeles	(3)3/29
178'4"	Neal Steinhauer (Ft Mac)	A Eugene	(2)6/4
178'2"	Rich Fuhs (Ind)	Knoxville, Tenn	(3)8/30
178'1"	Jim Brubaker (Ill)	Champaign, Ill	(1)4/19
177'6"	Dick Benka (Hav)	New Haven, Conn	(1)5/17
177'5"	Steve Wilhelm (Kans)	Knoxville, Tenn	(9)6/21
176'11"	Steve Wilson (Cal)	Berkeley, Calif	(1)3/8
176'10"	Dieter Blutreich (Strid)	Costa Mesa	(1)7/24
176'8"	Tom Kirkwood (L Beach St)	Long Beach	(1)5/3
176'6"	Jim Reardon (B Green St)	B Green Oh	(2)6/28
176'2"	Pete Miller (Miami/O)	Kalamazoo	(1)5/24
175'11"	Gary Wolf (Ore H)	San Mateo, Calif	(1)7/26
175'7"	Claude Lott (JSMC)	Wichita Falls	(3)6/17
175'1"	Tim Kearns (Ariz)	Tucson, Ariz	(2)3/20
174'4"	Russ Hodge (UCLA)	West Los Angeles	(1)3/15
174'4"	Elio Polselli (N Dame)	East Lansing	(2)5/10
174'3"	Jim Sagle (Ore)	Los Angeles, Calif	(1)4/12

The big moment of 1969 for Soviet disc man Vladimir Lyakhov came right here—his victory over the US and Commonwealth in a personal best 202'1". A solid year that included the Soviet title captured eighth for him. (Don Wilkinson)



HAMMER THROW

Bondarchuk Tough in Clutch

Intense rivalry between Soviets Anatoly Bondarchuk and Romuald Klim helped to make 1969 one of the most spectacular years in hammer history. Klim lengthened the world mark early in the year and twice beat Bondarchuk, but the balding Bondarchuk turned the tables with his "count-back" win at Los Angeles. In their next two meetings, at the national championships and at Athens, Bondarchuk again came out on top. He twice upped the world record, the second time in his hometown, and ended up on top of Klim in the rankings as well. Another of the growing East German weight talent, 21-year-old Reinhard Theimer, was an easy third behind the two Soviets, winning the Europe-Americas match and his national title and claiming a bronze medal at Athens. Hungarian Gyula Zsivotzky, number one last year, is relegated to fourth, despite a fine competitive record. But he lost to Theimer in the intercontinental

match and the European meet. Anatoly Shupiyakov had a good season's record spoiled by a poor showing at the USSR championships which cost him a trip to Athens. Even so, his record earned him fifth ahead of the leading US thrower, George Frenn, who scored a big international win over Uwe Beyer and then won five straight internationals including the Pan-Pacific meet. Beyer rebounded well after that loss to Frenn, however, winning his national title and ranks seventh. Teammate Hans Fabal follows with a consistent record, distance-wise and honors-wise. In ninth, 38-year-old Hal Connolly is the oldest man to make the World Ranking and is still producing quality marks while younger men still take a back seat. The final spot goes to Japan's Takeo Sugawara, who performed creditably in Europe before an injury kept him from major meets at home.

Quick Delivery From Stock

CATA-POLE

and PACER PRODUCTS

Headquarters

On The East Coast . . .

You Save Freight From California

M-F ATHLETIC COMPANY

P. O. Box 6632 • Providence, R. I. 02904 • (401) 942-9363

CHAMPIONSHIP SPORTS FLOORS

World's Largest Manufacturer of
PORTABLE RUNNING TRACKS
and
PORTABLE BASKETBALL FLOORS



PORTABLE
TRACK
CORNERS
FOR
GYMNASIUMS

- SIMPLE — QUICK INSTALLATION AND REMOVAL
- EACH SECTION WEIGHS LESS THAN 100 POUNDS
- \$150.00 PER SECTION INCLUDING FLOOR PLATES
- 12 ft. Long • 3 ft. Wide • Folds to 2 inches for Storage

Di NATALE FLOORS, INC.

4 ERICSSON STREET

BOSTON, MASSACHUSETTS 02122

Area Code 617

Telephone 282-0330



Mechanics of the Pole Vault

7th

1970 EDITION

7th

The new 1970 edition is here—over 60,000 words of discussion on the world's most complicated track skill. Introduction by Earl Meadows, 1936 Olympic champion. Over 300 photographs by the world's top track photographers—16 complete action strips over 16-17 feet all Olympic finalists. Sections like: You Can Bet Your Life on a Fibreglas Pole; Pole Vaulting for Beginners as Well as Experts; Body Conditioning for Vaulting; . . . 15 Reasons Why Your Fg Pole Did Not Bend Properly; How to Fix Your Take-Off Point; Converting Your Swing into a Rocking Action Style Over the Bar. . . . Questionnaire Interviews with 23 of the World's Greatest Vaulters including: Pennel, Seagren, Railsback, Sloan, Vaughn, Chase, Smith, Chen, Caruthers, Dias, Burton, Bizzaro, Carrigan, Steben, PLUS Mustakari & Alarotu (Finland), D'Encausse (France), Bull (England), Sola (Spain), Dionisi (Italy), Blomqvist (Sweden), Papanicolaou (Greece) and Schiprowski (Germany).

Extensive statistical section on bamboo, steel and fiberglass poles. World rankings every decade since 1929. Historical information never heretofore published in Russian and German. MECHANICS OF THE POLE VAULT is authored by a former natl. AAU, NCAA champion who in 1968 received the Helms Hall of Fame award for outstanding contributions to the science of track & field athletics. This is not a re-hash of other editions; it has been completely re-written from cover to cover.

DR. RICHARD V. GANSLER
1204 WINDSOR DRIVE
DENTON, TEXAS 76201

7th Ed.

\$3.00

\$3.00

7th Ed.



In Stock
Track Equipment
and Clothing

BROWNING SKY POLES

12 SIZES IN STOCK FOR IMMEDIATE DELIVERY

LEADING BRAND TRACK SHOES
ADIDAS — PUMA — NEW BALANCE
We maintain a complete stock.

DRESS WARM-UP SUITS — CONTINENTAL STYLE
Triple knit 100% Acrylic — Jacket has full zip front (Cardigan style) — Collar forms Turtle Neck — One zip pocket on the hip.

In sizes X-Small — Small — Medium — Large — X-Large
Colors: Black — Red — Dark Royal — Forest Green

COMPETITIVE TRACK OUTFITS

—Our Suits of Nylon Tricot weigh only 4½ ounces—
Tricot shirts in white, royal blue, scarlet and gold.
Nylon shell cloth pants in the same colors as above.

—SEND FOR OUR COMPLETE CATALOG—

M.R.S. SALES

P. O. Box 5255

San Jose, California 95150

Saf-Tee

FOAM LANDING PITS

CHAMPION LINE



CHAMPION FEATURES

- Offers superior performance
- Entirely new concept in foam landing pits
- Sections can be used in P. E. programs
- Durable breather material used throughout
- Lightweight & Easy to store

Send Literature only for now.

Name _____

Address _____

City _____ State _____ Zip _____

All prices FOB N.Y. Terms net 30 days.

SAF-TEE Sports Equipment Corp.
118 East 28th Street, New York, N.Y. 10016

at a price you can afford to pay.

FINNISH TRAINING SUITS

From Bob Backus



- BEAUTY
- ELEGANCE
- COMPETITION TRAINING OR CASUAL SPORT WEAR
- UNIQUE STYLE
- VERSATILE

Imported color rich beauties. Full collar. Zips to turtle. Weather adaptable. Sharp slanted pockets. Tailored pants. Rugged sewn creases on 100% nylon model.

100% Nylon for \$35 Half Nylon, half cotton for \$30
NEW 1969 COLORS now available — Navy, Forest Green, Wine Red, Tan, Yellow, Red, Black, White, Deep Blue, Turquoise Blue. SIZE: Include Suit Coat Size, Height, Bodyweight.

BOB BACKUS IMPORT CO.
PEMBROKE, MASS. 02359

Money Order Only
QUALITY GUARANTEED BY TRACK HALL OF FAME ATHLETE

MEDAL & RIBBON DISPLAY CASE



PROTECT AND DISPLAY HARD WON MEDALS AND RIBBONS. WALNUT FRAME 18" x 22" x 2 1/2" — HINGED DOOR — VELVET BACKGROUND OVER FOAM CUSHION.

No. 101 \$29.50
(Cash with order, prepaid or COD).

Complete source for all ribbons, medals, trophies, plaques or any prize for track events. Send for free catalog.

LANE CREATIVE AWARDS — 32 W. Randolph Street, Chicago, Illinois 60601.



TOM HARDIN
University of Arkansas



CHARLES C. BAKER
Indiana University

These and hundreds of other successful track coaches in universities, colleges and high schools can tell you about the fabulous and convenient

SPORTS PAK

EXTRA NUTRIENTS FOR EXTRA PERFORMANCE

30-day Pak \$7.50
100-day Pak 22.50

Order today!

REALIFE Athletic Research
110 Gay St., Arlington, Texas 76010



RALPH HIGGINS
United States Olympic Team



This is the **SPORTS PAK** taken daily with breakfast or with High Protein drink



East German weight power in the hammer is massively represented by 21-year-old Reinhard Theimer, whose season was surpassed only by the Soviets. ("L'Equipe")



Offering solid back-up talent for number one West German Uwe Beyer, Hans Fahs's consistent competitive record was sufficient to rank him eighth—one slot behind Beyer. (Photo courtesy "L'Equipe")

1. ANATOLIY BONDARCHUK (SU)
 - 223'2 $\frac{1}{2}$ " (1) Kislovodsk 2/23
 - 225'0" (1) Yalta 4/28
 - 232'7 $\frac{1}{2}$ " (1) Moscow 5/30
 - 237'4 $\frac{1}{2}$ " (2) Budapest 6/14
 - 235'5" (2) Budapest 6/15
 - 230'1 $\frac{1}{2}$ " (2) Znamenskiy M 7/ 2
 - 233'6 $\frac{1}{2}$ " (2) Znamenskiy M 7/ 2
 - 227'11 $\frac{1}{2}$ " (1) Kiev (B event) 7/ 6
 - 237'5" (1) v US, BC 7/18
 - 236'2 $\frac{1}{2}$ " (1) Moscow 8/10
 - 231'1 $\frac{1}{2}$ " (2) USSR Champs 8/19
 - 241'1" (1) USSR Champs 8/19
 - 226'7" (2) European Ch 9/19
 - 245'0" (1) European Ch 9/20
 - 247'7 $\frac{1}{2}$ " (1) Rovno 10/11
2. ROMUALD KLIM (Soviet Union)
 - 227'10 $\frac{1}{2}$ " (1) Simferopol 4/ 6
 - 226'1 $\frac{1}{2}$ " (1) Minsk 4/27
 - 240'8" (1) Minsk 5/31
 - 239'11 $\frac{1}{2}$ " (2) Budapest 6/14
 - 244'6" (1) Budapest 6/15
 - 236'1" (1) Znamenskiy M 7/ 2
 - 236'10" (1) Kiev (A event) 7/ 6
 - 243'9" (1) v Pol, B Ger 7/12
 - 237'5" (2) v US, BC 7/18
 - 240'8" (1) Long Beach 7/20
 - 234'2" (1) Kiev 8/ 6
 - 235'8 $\frac{1}{2}$ " (2) USSR Champs 8/19
 - 224'9" (2) European Ch 9/19
 - 238'7 $\frac{1}{2}$ " (2) European Ch 9/20
 - 243'9" (1) Minsk 9/27
 - 236'1" (1) Nalchik 10/12
3. REINHARD THEIMER (E Ger)
 - 225'9 $\frac{1}{2}$ " (1) Berlin 5/30
 - 224'2 $\frac{1}{2}$ " (4) Budapest 6/15

- 225'1 $\frac{1}{2}$ " (1) Berlin 6/18
 - 224'5" (2) Budapest 6/28
 - 229'3" (3) v Pol, USSR 7/12
 - 232'0" (1) Berlin 7/25
 - 233'6 $\frac{1}{2}$ " (1) Amer v Eur 7/31
 - 223'9" (1) E German Ch 8/ 1
 - 231'6 $\frac{1}{2}$ " (1) Leipzig 9/ 1
 - 239'2" (1) Berlin 9/ 6
 - 233'1 $\frac{1}{2}$ " (2) European Ch 9/19
 - 236'3 $\frac{1}{2}$ " (3) European Ch 9/20
 - 227'8" (1) Berlin 10/ 1
4. GYULA ZSIVOTZKY (Hungary)
 - 222'9" (1) Bayonn 4/ 7
 - 227'3 $\frac{1}{2}$ " (1) Budapest 5/ 4
 - 228'4" (1) Zauli Mem 5/17
 - 233'9" (1) Budapest 6/ 6
 - 231'10 $\frac{1}{2}$ " (2) Budapest 6/14
 - 235'1 $\frac{1}{2}$ " (3) Budapest 6/15
 - 238'1 $\frac{1}{2}$ " (1) Budapest 6/28
 - 235'1 $\frac{1}{2}$ " (1) Koblenz 7/ 2
 - 230'3 $\frac{1}{2}$ " (1) Zurich 7/ 4
 - 232'6 $\frac{1}{2}$ " (1) v W Germany 7/19
 - 228'11" (2) Amer v Eur 7/31
 - 226'11" (1) Hungarian Ch 8/30
 - 229'7" (2) European Ch 9/19
 - 228'7" (4) European Ch 9/20
 - 219'4" (1) Cottbus 10/ 5
 5. ANATOLIY SHUPLYAKOV (SU)
 - 217'2" (2) Minsk 4/27
 - 219'9 $\frac{1}{2}$ " (2) Minsk 5/31
 - 241'10 $\frac{1}{2}$ " (1) Riga 6/21
 - 229'10" (1) Kutna Hora 7/ 4
 - 230'11 $\frac{1}{2}$ " (2) v Pol, EG 7/12
 - 225'4 $\frac{1}{2}$ " (1) Intl Rum Ch 7/27
 - 229'1 $\frac{1}{2}$ " (1) Odessa 8/ 5
 - 221'2 $\frac{1}{2}$ " (1) Cracow 8/10
 - 208'4" (9) USSR Champs 8/19
 - 226'1 $\frac{1}{2}$ " (1) Minsk 8/25
 - 226'3 $\frac{1}{2}$ " (1) Minsk 9/21
 6. GEORGE FRENN (US/P Coast)
 - 223'8" (1) Long Beach 3/16
 - 223'6" (3) Long Beach 3/23
 - 214'11" (1) Long Beach 4/19
 - 224'4" (1) Mt SAC Rlys 4/26
 - 217'7" (2) California Rlys 5/24
 - 214'7" (1) Kennedy Gms 5/31
 - 220'0" (1) Long Beach 6/ 1
 - 220'3" (1) Col-Compton 6/ 7
 - 223'9" (2) Hayward 6/15
 - 219'8" (2) Sacramento 6/21
 - 227'2" (2) AAU 6/28
 - 225'11" (3) v USSR, BC 7/18
 - 225'11" (1) Amer v Eur 7/31
 - 227'5" (3) v W Germany 8/ 5
 - 220'2" (2) v Gr Britain 8/13
 - 215'4" (1) London 8/16
 - 220'11" (1) Oslo 8/21
 - 227'1" (1) Indian Summer 9/12
 - 213'3" (1) Pan-Pacific 9/28
 - 211'1" (1) Sapporo 10/ 1
 7. UWE BEYER (West Germany)
 - 228'3 $\frac{1}{2}$ " (1) Leverkusen 6/26
 - 222'5" (3) v Hungary 7/19
 - 224'4" (2) v US 8/ 5

- 229'7" (1) W German Ch 8/16
 - 226'7 $\frac{1}{2}$ " (1) Wiesbaden 8/27
 - 235'10 $\frac{1}{2}$ " (1) v Gr Britain 9/28
 - 224'3 $\frac{1}{2}$ " (1) Fulda 10/ 5
8. HANS FAHSL (West Germany)
 - 227'6 $\frac{1}{2}$ " (1) Kassel 5/ 3
 - 224'9 $\frac{1}{2}$ " (1) Leverkusen 5/31
 - 224'1 $\frac{1}{2}$ " (2) Leverkusen 6/26
 - 227'2 $\frac{1}{2}$ " (2) v Hungary 7/19
 - 227'8" (2) W German Ch 8/16
 - 223'10 $\frac{1}{2}$ " (2) Wiesbaden 8/27
 - 226'9" (2) v Gr Britain 9/28
 - 221'4" (2) Fulda 10/ 5
 9. HAL CONNOLLY (US/Striders)
 - 205'9" (2) Long Beach 4/19
 - 214'10" (2) Mt SAC Rlys 4/26

- 221'1" (1) California Rlys 5/24
 - 209'2" (2) Kennedy Gms 5/31
 - 214'3" (2) Long Beach 6/ 1
 - 219'6" (2) Col-Compton 6/ 7
 - 209'6" (1) Orange 6/14
 - 228'3" (1) Hayward 6/15
 - 221'9" (1) Sacramento 6/21
 - 222'9" (3) AAU 6/28
 - 232'5" (2) Long Beach 7/20
 - 218'0" (2) S Lake Tahoe 9/12
10. TAKEO SUGAWARA (Japan)
 - 217'5 $\frac{1}{2}$ " (1) Tokyo 5/10
 - 217'7 $\frac{1}{2}$ " (1) Kusocinski M 6/20
 - 225'7" (1) Stockholm 7/ 3
 - 220'1 $\frac{1}{2}$ " (1) Munich 7/12
 - 229'5" (1) Fulda 7/15

World List

- 247'7 $\frac{1}{2}$ " Anatoliy Bondarchuk (SU) Rovno (1)10/11
- 244'6" Romuald Klim (SU) Budapest, Hun (1)6/15
- 241'10 $\frac{1}{2}$ " Anatoliy Shuplyakov (SU) Riga, USSR (1)6/21
- 239'2" Reinhard Theimer (EG) Berlin, EG (1)9/ 6
- 238'1 $\frac{1}{2}$ " Gyula Zsivotzky (Hun) Budapest, Hun (1)6/28
- 235'1 $\frac{1}{2}$ " Uwe Beyer (WG) Hamburg, WG (1)9/28
- 234'7" Aleksey Baltovskiy (SU) Odessa (2)7/ 2
- 232'5" *Hal Connolly (US/Strid) Long Beach (1)7/20
- 229'5" *Tom Gage (US/NYAC) Miami, Fla (1)6/28
- 228'5" Takeo Sugawara (Jap) Fulda (1)7/15
- 227'6 $\frac{1}{2}$ " Hans Fahs (WG) Kassel, WG (1)3/ 5
- 227'5" *George Frenn (US/P Coast) Augsburg (1)8/ 5
- 226'9" Walter Schmidt (WG) Legelshorst (1)9/ 6
- 226'5" Yuriy Nikulin (SU) Kiev, USSR (3)8/19
- 225'11 $\frac{1}{2}$ " Manfred Losch (EG) Halle, EG (1)7/ 2
- 225'5 $\frac{1}{2}$ " Anatoliy Maksimov (SU) Kiev, USSR (1)7/13
- 225'4" Jochen Sachse (EG) ()
- 225'0" Gennadiy Kondrashov (SU) Odessa (4)7/ 2
- 224'8 $\frac{1}{2}$ " Yoshithasa Ishida (Jap) Bayreuth (1)7/13
- 224'0" Lutz Caspers (WG) Budapest, Hun (2)6/14
- 223'10 $\frac{1}{2}$ " Jacques Accambray (Fr) Sochaux (1)5/31
- 223'3 $\frac{1}{2}$ " Helmut Baumann (EG) Potsdam, EG (1)7/ 2
- 221'11" Howard Payne (GB) Hamburg, WG (3)9/28
- 221'10" Vladimir Ambrosyev (SU) Moscow (2)8/10
- 221'9 $\frac{1}{2}$ " Sander Eckschmidt (Hun) Budapest (3)6/28
- 221'9 $\frac{1}{2}$ " Lazar Lovasz (Hun) Budapest, Hun (2)8/30
- 221'7" Bernd Madler (EG) Potsdam, EG (1)7/19

- 221'5 $\frac{1}{2}$ " Vasily Khmyelovskiy (SU) Odessa (5)7/ 2
- 221'1 $\frac{1}{2}$ " Andrey Mikhunovets (SU) Minsk (2)9/27
- 220'5" Shigenobu Murofushi (Jap) Stockholm (2)7/ 3
- 219'11 $\frac{1}{2}$ " Vladimir Platonov (SU) Kiev, USSR (2)7/ 6
- 219'11" Georgios Babaniotis (Gr) Sofia, Bul (2)8/29
- 217'7 $\frac{1}{2}$ " Franz-Josef Woltering (WG) Dusseld (4)8/16
- 217'5 $\frac{1}{2}$ " Josef Hajek (Czech) Kutna Hora (1)8/ 5
- 217'2" Hans Patsch (Aut) Vienna, Austria (1)8/ 3
- 217'0" V. Ivanov (SU) Kiev, USSR (4)8/ 6
- 216'11" Kauko Harlio (Fin) Hofors (1)8/10
- 216'8" Olyeg Parkhomiyenko (SU) Rostov (1)9/ 5
- 216'7" Valeriy Valentyn (SU) Nalchik (3)10/12
- 215'8" Guy Husson (Fr) Aix-Jes-Bains (1)3/27
- 215'7" *Larry Hart (US/Fr Mac) Wich Falls (1)6/18
- 215'3 $\frac{1}{2}$ " Fausto De Boni (It) Milan, Italy (1)7/ 2
- 215'0" Stanislaw Lubiejewski (Pol) ()
- 214'10" Vladimir Tretyak (SU) Yalta ()
- 214'9" Gerard Chadeaux (Fr) Sochaux, Fr (2)5/31
- 214'9" Lars-Inge Strom (Swe) Helsingborg (1)7/ 7
- 214'3 $\frac{1}{2}$ " Ernst Ammann (Switz) Koblenz (4)7/ 2
- 213'9 $\frac{1}{2}$ " Vitaliy Bezuglyi (SU) Minsk, USSR (3)5/12
- 213'4 $\frac{1}{2}$ " Istvan Encsi (Hun) Budapest, Hun (1)10/11
- 213'4" Jern Schmidt (WG) Wiesbaden (5)8/27

US Additions

- 212'2" Wayne Pangburn (Ft MacA) Wichita F(2)6/18
- 205'4" Al Hall (unat) Hamilton, NY (1)6/22
- 200'6" Augie Zilincar (Shore AC) L Branch (1)6/11

- 197'9" Bill Phillips (NH) Durham, NH (1)5/17
- 197'3" Jim Pryde (SBAC) Miami, Fla (7)6/28
- 195'6" Dick Narcessian (RI) Chestnut Hill (1)5/24
- 194'11" DeWitt Davies (Dart) Hanover, NH (1)5/17
- 192'5" Ed Nosal (Harv) Chestnut Hill, Mass (1)5/ 3
- 192'3" Steve DeAutremont (Ore St) Corvalls (1)6/ 7
- 189'9" Charles Ajoonian (Harv) Chestnut Hill (2)4/30
- 189'9" Jim Hanley (Milw TC) Sault Ste Mari (1)6/ 7
- 188'2" Dale Fredericks (Army) Annapolis (1)5/31
- 188'1" Jack Panzica (Adelphi) (1)5/16
- 187'11" Roger Best (Bowdoin) Brunswick, Me (1)5/17
- 187'7" Stew Thomson (NYAC) Los Angeles (5)4/ 7
- 187'2" Tom Millor (unat) Hamilton, NY (1)5/30
- 186'9" Ed Potts (Navy) Philadelphia, Pa (3)5/10
- 186'1" Al Paliwoda (Conn F) New Britain (1)7/27
- 183'8" Hal Krause (Boston C) Chestnut Hill (1)5/ 7
- 182'10" William Dinneen (Dart) Hanover, NH (2)5/17
- 182'6" Ron Hungarter (Ohio U) Lexington (2)6/13
- 182'2" Toli Wellhozzky (Rutgers) Lexington (3)6/13
- 181'6" George Lyons (Manh) Randall's Island (2)6/14
- 181'0" Andy Yuen (Ft MacA) Long Beach (4)6/ 8
- 180'9" Tom Fraus (Athens) Modesto, Calif (1)5/24
- 180'9" Bruce Johnson (Sn Conn) New Haven (1)4/26
- 180'4" Dave Gename (Wisc/Milw) W Allis (1)7/ 5
- 180'0" Rod Frankel (Penn) Philadelphia (1)5/ 3
- 178'11" Rich Sherman (L Island AC) Quantico (3)5/ 2
- 176'2" Dave Perry (Kans) Des Moines, Ia (1)4/26
- 176'1" Dave Bernstein (Harv) Chestnut Hill (4)4/29
- 176'1" Roger Kaufmann (Penn St) Univ Park (1)4/ 5
- 175'7" Tom Corrie (Adelphi) Quantico, Va (5)5/ 2

JAVELIN THROW

Lusis Explodes at Athens

Janis Lusis had a relative quiet season, but he exploded at just the right time: the European Championship final. His first round throw won the day and his third consecutive gold medal. No other man has ever won three straight continental titles in any event. Lusis' Athens win justified his top position, even though Finns Pauli Nevala and Jorma Kinnunen vastly outshone him in terms of long throws. The Finnish pair had a fantastically busy summer, and at the end of it their records read: Nevala, average of 275'3" in 44 competition, lost 15 of 28 to Kinnunen; Kinnunen, average of 270'8 1/2" in 43 competitions, won 15 of 28 from Nevala. But Nevala topped his shorter countrymen in the honors won department—the Europe-Americas title and the European silver medal among his laurels—and so ranks second. Kinnunen upped the world record but

was bothered by a knee injury later in the year which held him back at Athens, still, no other thrower threatened the top three.

Young American Mark Murro had a long year, too, marred only by his poor showing at Los Angeles—but he was injured there. He collected all three national titles plus the national record and is an easy fourth. Evergreen Janusz Sidlo makes the top 10 for the 16th consecutive year and showed he is still plenty dangerous with a third at Athens. Two other veterans, Gergely Kulcsar and Wladyslaw Nikiciuk, rate sixth and seventh, with generally good records but one or two trip-ups which shoved them down in the rankings. Another consistent thrower, American Frank Covelli, is eighth, ahead of West German champion Klaus Wollfermann, who once upset Nevala, and Soviet Janis Donins.

1. JANIS LUSIS (Soviet Union)

249'4"	(1)	Simferopol	4/ 6
243'6"	(2)	Minsk	6/ 1
297'8 1/2"	(3)	Riga	6/ 5
271'0"	(1)	Stockholm	6/10
275'3"	(1)	Ludvika	6/12
271'7"	(1)	Uppsala	6/15
289'11 1/2"	(4)	Znamenskiy M	7/ 2
280'8 1/2"	(1)	Znamenskiy M	7/ 2
285'2"	(1)	v Pol, E Ger	7/13
277'3"	(1)	v US, BC	7/19
283'4"	(1)	Kiev	8/ 5
286'9"	(6)	USSR Champs	8/18
282'14"	(1)	USSR Champs	8/18
264'3 1/2"	(1)	Ogre	8/25
300'3"	(1)	European Ch	9/19

2. PAULI NEVALA (Finland)

255'8 1/2"	(1)	Abuljar	5/ 3
282'0"	(2)	Vaasa	5/30
270'7"	(3)	Helsinki	6/ 3
285'3 1/2"	(2)	Turku	6/ 5
285'5"	(1)	Parkano	6/ 8
282'0"	(1)	Kouvola	6/17
278'7"	(2)	Tampere	8/18
276'8 1/2"	(2)	World Games	7/ 1
279'1 1/2"	(2)	Turku	7/ 3
281'6"	(2)	Tampere	7/ 4
280'0"	(1)	Ylistaro	7/10
273'6"	(3)	v West Ger	7/17
299'10 1/2"	(1)	Touva	7/20
285'7 1/2"	(1)	Oulu	7/22
279'4 1/2"	(1)	Kausala	7/25
280'6"	(1)	Amer v Eur	7/30
280'5 1/2"	(1)	Saarijarvi	8/ 2
281'3 1/2"	(1)	Aanekoski	8/ 3
279'4"	(2)	Finnish Ch	8/18
285'10 1/2"	(3)	v Norway	8/28
285'7 1/2"	(1)	Hameenlinna	8/31
286'10 1/2"	(1)	Imatrankoski	9/ 1
269'10 1/2"	(1)	v Sweden	9/ 7
284'7 1/2"	(1)	Oulu	9/10
293'10 1/2"	(2)	European Ch	9/19

3. JORMA KINNUNEN (Finland)

270'0"	(1)	California Rlys	5/24
282'11"	(1)	Kennedy Gms	5/31
279'7"	(1)	Helsinki	6/ 3
287'9 1/2"	(1)	Turku	8/ 5
282'11"	(1)	Vilppula	6/14
281'5"	(1)	Jyväskylä	6/17
304'1 1/2"	(1)	Tampere	6/18
290'11 1/2"	(1)	Saarijarvi	6/22
294'10"	(1)	Rauma	6/25
294'5"	(1)	World Games	7/ 1
280'2"	(1)	Turku	7/ 3
284'2"	(1)	Tampere	7/ 4
276'2"	(1)	v W Germany	7/17
242'0"	(4)	Amer v Eur	7/30
282'2 1/2"	(1)	Aanekoski	8/12
294'4"	(1)	Finnish Ch	8/18

292'9 1/2" (1) v Norway 8/38

239'1 1/2" (8) v Sweden 9/ 7

245'5 1/2" (10) European Ch 9/19

276'11 1/2" (1) v Gr Britain 10/ 9

4. MARK MURRO (US/Arizona State)

249'3"	(1)	Tempe	2/22
270'2"	(1)	Tempe	3/ 1
259'2"	(1)	Tempe	3/ 8
256'2"	(1)	Los Angeles	3/15
256'6"	(1)	Tempe	3/22
267'9"	(1)	Tempe	3/25
267'1"	(1)	Tempe	3/28
247'9"	(1)	San Jose	4/ 5
265'7"	(1)	Tempe	4/ 9
268'9"	(1)	Provo	4/12
256'11"	(3)	Albuquerque	4/19
232'6"	(2)	Salt Lake City	4/28
275'7"	(1)	Tucson	5/ 3
275'0"	(1)	W Coast Rlys	5/10
282'8"	(1)	Tempe	5/23
270'8"	(3)	Kennedy Gms	5/31
278'5"	(1)	Col-Compton	6/ 7
280'2"	(3)	USTPF	6/13
265'9"	(1)	NCAA	6/21
284'3"	(1)	NAC	6/29
246'8"	(6)	v USSR, BC	7/19

5. JANUSZ SIDLO (Poland)

263'11"	(1)	Warsaw	5/15
280'4 1/2"	(2)	Kusocinski M	8/20
253'2"	(1)	Lublin	6/22
271'1"	(3)	World Gms	7/ 1
254'5 1/2"	(3)	Stockholm	7/ 2
265'1"	(2)	v France	7/ 6
263'10"	(1)	Oslo	7/ 9
259'11"	(3)	v USSR, EG	7/13
264'8 1/2"	(1)	Siena	8/ 2
268'7"	(1)	Polish Ch	8/17
260'10 1/2"	(1)	Oslo	8/21
263'4 1/2"	(1)	Warsaw	8/29
271'11 1/2"	(3)	European Ch	9/19
259'4 1/2"	(1)	Lublin	9/28

6. GERGELY KULCSAR (Hungary)

255'1 1/2"	(1)	Budapest	5/11
270'1"	(2)	Stockholm	6/10
272'10 1/2"	(1)	Budapest	6/14
253'11"	(2)	Budapest	6/20
250'5 1/2"	(8)	World Games	7/ 1
272'7 1/2"	(1)	Stockholm	7/ 2
263'11"	(1)	Munich	7/12
273'3 1/2"	(1)	v W Germany	7/20
257'10 1/2"	(2)	Siena	8/ 2
259'7"	(1)	Budapest	8/20
261'6 1/2"	(1)	Hungarian Ch	8/29
268'2 1/2"	(4)	European Ch	9/19
261'7 1/2"	(1)	Budapest	10/12
273'2"	(1)	Budapest	10/19

7. WLADYSLAW NIKICIUK (Poland)

266'1"	(1)	Warsaw	5/ 1
276'6"	(1)	Zabrze	5/24



Finland's far-flinging javelin duo, Jorma Kinnunen (l) and Pauli Nevala (r), compiled quality marks and important wins in their marathon-long campaigns. Kinnunen lengthened the world record before slowed by injury and Nevala produced the fourth-longest throw ever and placed second at Athens. (Photo courtesy "Athletisme" magazine)

259'7"	(1)	Cracow	6/ 8
271'10"	(1)	Kusocinski M	6/20
246'8"	(5)	World Games	7/ 1
286'4"	(2)	Stockholm	7/ 2
269'7 1/2"	(1)	v France	7/ 6
249'8"	(2)	Oslo	7/ 9
261'9 1/2"	(2)	v USSR, EG	7/13
270'1"	(1)	v Gr Britain	8/ 9
285'3 1/2"	(1)	Cracow	8/ 9
268'4 1/2"	(2)	Polish Ch	8/17
282'7"	(2)	Warsaw	8/29
264'2 1/2"	(8)	European Ch	9/19

8. FRANK COVELLI (US/P Coast)

264'9"	(2)	Long Beach	3/23
256'0"	(1)	Claremont	3/29
245'0"	(1)	San Diego	4/12
253'3"	(2)	Long Beach	4/19
272'2"	(1)	Mt SAC Rlys	4/26
263'0"	(2)	W Coast Rlys	5/10
273'6"	(1)	Berkeley	5/17
253'3"	(3)	California Rlys	5/24
273'5"	(2)	Kennedy Gms	5/31
269'5"	(2)	Col-Compton	6/ 7
267'2"	(1)	Long Beach	6/ 8
252'4"	(2)	Orange Co Inv	6/14
271'3"	(1)	Sacramento	6/23

262'4" (3) AAU 6/29

239'7" (2) Long Beach 7/20

252'11" (1) S Lake Tahoe 9/12

9. KLAUS WOLLFERMANN (W Ger)

260'1"	(1)	Schweinfurt	5/18
247'2"	(1)	Tübingen	6/ 1
263'9"	(1)	Hedelberg	6/15
269'10 1/2"	(4)	World Games	7/ 1
267'3 1/2"	(1)	Munich	7/ 6
237'10 1/2"	(5)	Munich	7/12
274'1"	(2)	v Finland	7/17
281'11"	(2)	v Hungary	7/20
243'6 1/2"	(3)	v US	8/ 6
274'3 1/2"	(1)	W German Ch	8/17
286'4"	(1)	Stuttgart	8/28

10. JANIS DONINS (Soviet Union)

272'11 1/2"	(1)	Riga	4/27
275'2 1/2"	(2)	Riga	5/18
210'2"	(2)	Minsk	6/ 1
262'4 1/2"	(2)	Riga	6/ 5
259'7"	(2)	Znamenskiy M	7/ 2
258'3 1/2"	(4)	v E Ger, Pol	7/13
259'9"	(4)	v US, BC	7/19
243'2"	(2)	Cracow	8/ 9
262'9 1/2"	(2)	USSR Champs	8/18
259'0"	(9)	European Ch	9/19

World List

304'1 1/2"	Jorma Kinnunen (Fin) Tampere, Fin	(1)6/18
300'3"	Janis Lusis (SU) Athens, Greece	(1)8/19
299'10 1/2"	Pauli Nevala (Fin) Teuva	(1)7/20
292'8"	*Mark Murro (US/Ariz St) Tempe, Ar	(1)5/23
279'1"	Wladyslaw Nikiciuk (Pol) London	(1)9/ 2
275'2 1/2"	Janis Donins (SU) Riga, USSR	(1)5/18
274'11"	Janusz Sidlo (Pol) Helsinki, Fin	(3)7/ 1
274'3 1/2"	Klaus Wollfermann (WG) Dusseldorf	(1)8/17
273'6"	*Frank Covelli (US/P Coast) Berkeley	(1)5/17
273'3 1/2"	Gergely Kulcsar (Hun) Budapest	(1)7/20
273'3 1/2"	Manfred Stolle (EG) Potsdam, EG	(1)5/29
273'3"	*Bull Skinner (US/Tenn) Knoxville	q(1)8/19
271'9 1/2"	Ake Nilsson (Swe) Stockholm, Swe	(1)7/21
271'4"	Urs Von Wartburg (Switz) Zurich	(1)9/27
270'10 1/2"	Esa Alander (Fin) Helsinki, Fin	(1)10/26
269'1"	*Roger Collins (US/Clemson) Miami	(2)6/29
269'1"	Mikhail Gorolov (SU) Kislovodak	(1)2/ 2
268'9"	John FitzSimons (CB/P Coast) L Beac	(1)3/23
268'0"	Dave Travis (GB) Los Angeles, Calif	(2)7/19
267'9 1/2"	Hierwig Biering (EG) Berlin, EG	(1)10/2
267'3"	Siegfried Hinzmann (EG) Potsdam	(1)7/19
266'7"	Esko Kuutti (Fin) Heinola	(1)6/31
265'8"	*Tom Colby (US/Stan) Stanford, Cal	(1)5/ 3
265'1"	Carlo Licovore (It) Milan, Italy	(1)6/29
264'2"	*Larry Stuart (US/Strid) E Los Angel	(1)7/10
264'1 1/2"	Pekka Pahtala (Fin) Teuva	(2)8/ 6
264'0"	*Milt Sosky (US/unat) London, Eng	(1)8/12
263'5 1/2"	Arne Os (Nor) Honefoss	(1)5/24
263'3"	Wieslaw Stieranski (Pol) Warsaw	(2)5/15
262'8 1/2"	Vilnis Feldmanis (SU) Kiev, USSR	(3)8/13
262'7"	Jorg Hein (WG) Korbach	(1)9/14
262'1 1/2"	Mart Paama (SU) Tallinn, USSR	(9)7/12
261'9"	Jan Bartek (Czech) Prague, Czech	(1)6/20
261'5"	Hermann Salomon (WG) Helsinki	(4)7/17
261'5"	Pekka Tarvainen (Fin) Mikkeli, Fin	(1)7/20
261'1"	Hannu Siitonen (Fin) Imatrankoski	(2)9/ 1
260'10 1/2"	Hisao Yamamoto (Jap) Tokyo, Japan	(1)7/19
259'8"	Sigismund Koscik (Aus) Sydney, Aus	(1)8/17
259'4 1/2"	Rolf Herzings (WG) Leverkusen, WG	(1)6/ 8
259'1"	*Bill Schmidt (US/N Tex St) Denton	(1)11/25
258'10"	*Roy Waddell (US/Ariz) Knoxville	q(2)6/19
258'3"	*Les Tipton (US/Fr MacA) Miami	(5)5/29
258'1 1/2"	Renzo Cramerotti (It) Milan, Italy	(2)6/29
257'8"	Stu Hunnings (Can/Wash St) Corvallis	(1)5/16
257'6 1/2"	Jan Bohman (Swe) Oslo, Norway	(1)6/26
257'5 1/2"	Milcho Milenski (Bul) Sofia, Bul	(1)8/30
257'3 1/2"	Nikolay Shagalov (SU) Gdessa	(2)8/ 4
257'3 1/2"	Horst Timmer (WG)	()
256'9"	Milos Vojtek (Czech) Prague, Czech	(1)8/22
256'7 1/2"	Michel Butet (Fr) Chatillon-sous-Bag	(1)4/12
256'5"	Ondrej Huncik (Czech) Prague, Cze	(1)10/13

Unsanctioned Meet:

271'0" Horst Timmer (WG) Molln (1)9/22

KWIK-KOLD never melts

KEEP YOUR PLAYERS ON THE FIELD... with fast application of cold to help reduce swelling, discoloration, bleeding and pain. Kwik-Kold gives you 20° cold instantly. Just squeeze to use. Easy to store, requires no refrigeration. No dripping, no mess. Available in regular and Jr. size.



KWIK-KOLD, INC.

Box 638, Moberly, Missouri 65270

Manufacturers and distributors of Kwik-Kold and Kwik-Kold, Jr., Kwik-Heat, Palmer Knee Guard, Power Grip and Desenex products.

KARHU

Made in Finland



2243
"THE MEXICO"

Tops in popularity, the durable Mexico by Karhu is the original shock-absorbing warmup and training shoe. Of finest leather, this light, long-wearing style features full arch support covered with absorbent terry, plus foam-lined collar and tongue.

No. 2243 Sizes: 1½ - 13 Shipped Postpaid \$14.00

- Quantity discounts on all styles.
- Remittance required with all orders, except those placed by educational institutions.

Karhu of North America

1908 Grande Avenue

Cedar Rapids, Iowa 52403

adidas

IN STOCK Add 1.50 post. & handling
Mich. residents add 4%

TRACK SHOES

551 Titan (new)	20.45
500 Azteca Gold (new)	19.95
501 Tokyo	19.45
502 9.9	19.45
503 Meteor	17.95
505 Comet	12.45
2190 Avant	9.45
520 Weltrekord	18.95
506 Intorval	17.95
705 Indoor	17.95
701 High Jump	17.95
702 Left foot catspaul shoe	13.95
703 Right foot catspaul shoe	13.95
706 Javelin boot	24.95
707 Hammer shoe	16.95
708 Shot & Discus	16.95
710 Marathon	16.95
709 Walker	16.95

TRAINING SHOES

301 Olympiade	17.95
302 Italia	16.95
321 Gazelle-Blue	17.95
322 Mexicana-Gold	17.95
303 Rome	13.95
308 Antelope	10.95
304 Vienna (new style)	10.45
3295 Gym, white/black	6.25

TRAINING SUIT

100% Helanca 2-way stretch. Navy, Royal, Light Blue, Dark Green, Maxoon. XS-S-M-L-XL. Send height, weight, jacket size. \$26.95

BAGS

890 Blue shoulder bag	3.45
0106 White shoulder bag	4.65
894 Black Poplin	6.25
0105 White Carry-all	7.55
0101 Black	9.95

ADIDAS JACKETS

White nylon with three blue stripes. XS-S-M-L-XL. MONEY ORDERS ONLY \$9.95

BLACKBURN Sporting Goods Inc.

3334 Mich. Ave., Detroit, Mich. 48216 Phone: 1-313-826-3097

Runner's World is going places

Don't be confused by the name. It's new, but the magazine isn't. For four years, we were *Distance Running News*. Now, with a new title and an expanded staff (editor Joe Henderson has joined publisher Bob Anderson), we've relocated in Mountain View, Calif. Coverage of the sport improves with each of the six big issues a year. But our aims stay as they've always been: turning out a lively feature magazine *by, for and about* runners (and walkers) on every level. \$3.00 yearly, \$5.00 for two years.

New Address: Box 366, Mountain View, Calif. 94040. Phone (415) 948-6567.

1970 MARATHON HANDBOOK

NOW READY

Can you use information on marathons to be held in 1970? Would you like to know how other marathoners train? Do you know what it would have taken to be ranked in the top 100 in the United States and the World in 1969? Would several good articles on marathoning and distance running in general be of interest to you? Then why not buy a copy of the 1970 MARATHON HANDBOOK? All the above can be found in the handy booklet available now.

THE CONTENTS -

Section One

- 1970 MARATHON CALENDAR - Name of marathon and date; race contact and location; 1969 winner and course record; entry fee and starting time
- MARATHON LISTS - North America top 100 - 1969, world top times - 1969, all-time lists, etc.

Section Two

- MEET THE MARATHONERS - Profiles on six great marathoners (Ken Moore, Derek Clayton, Chuck Smead, Bill Adcocks, Ron Hill, Jerome Drayton)

Section Three

- This section includes five articles which we feel can help you in your training and thinking toward the marathon. You'll have to buy a copy to find out what articles they are.

(Published by THE RUNNER'S WORLD)

BUY YOUR COPY TODAY! ONLY \$1.50 each.

Please send me _____ copy(s) of your 1970 MARATHON HANDBOOK priced at \$1.50 each. I have enclosed the proper amount. Calif. residents please add 5% sales tax.

Please ship to:

NAME _____

ADDRESS _____

CITY _____ STATE _____

ZIP CODE _____

MAIL THIS BLANK WITH PAYMENT TO:

THE RUNNER'S WORLD
Post Office Box 366
Mountain View, Calif. 94040

TAFNEWS 1970

Good reading from Track & Field News' book division

Two NEW books on running

Joe Henderson's

LONG
SLOW
DISTANCE

\$2.00



The Humane Way to Train

An alternative to the all-out, back-breaker school of training, suggesting that enjoyable daily workouts and world-class running can go together.

Marv Rothenstein's THERE'S A HUMAN BEING IN THAT SWEAT SUIT

A personal memoir with practical advice for the beginner by a 5,000-mile-a-year non-competitive runner. Helpful, interesting to any class of runner.

\$2

1970 High School Track & Field Annual

The biggest and best yet! The 1970 H.S. Annual will have 64 pages of terrific reading for all fans: story and photo on the athlete of the year; a full account of the 1969 prep season, including performer & performance lists; an extensive preview of the coming 1970 season; age, class, indoor, etc. records; all-time lists; training and technique features; numerous photos, and much more. Packed with information and enjoyment. Jan. 1970. \$1.00



CHAMPIONSHIP PICTORIAL 69

Photo Highlights of the 1969 U.S. Championship Meets: AAU, NCAA NAIA, NCAA College Division, USTFF.

Almost 100 photos, none appearing in T&FN. A fine, exclusive collection. 64pp. 8" x 11". \$2.00



Book Division of
Track & Field News

And these popular books from the Tafnews list:

THE UNFORGIVING MINUTE. Autobiography of Australia's great distance star, Ron Clarke. 1966. 190pp. Illustrated. \$4.95

THE LONELY BREED. Ron Clarke's book about 21 distance aces of past & present. Good reading for all fans. 188pp. 1967. Ill. \$4.95

OUT IN FRONT. Interesting historical survey of distance running & a look at the unique personality of the distance man. By George Gretton. 1968. Illustrated. 157pp. \$3.95

PROBLEM ATHLETES & How to Handle Them, Ogilvie & Tutko. A practical guide to identification of the "problem" athlete, which outlines procedures for helping him reach his potential. A must for the coach. 195pp. 1966. \$4.95

HIGH ABOVE THE OLYMPIANS. Bud Spencer's crackling biography of Dink Templeton, controversial coaching great. 320pp. \$5.75

THE JIM RYUN STORY. Ryun's road to the world mile record, superbly told by Corder Nelson, with 187 photos by Rich Clarkson. One of the best-selling books in track history. 272pp. \$4.95

HOW THEY TRAIN. Training profiles of great runners, 880-6 miles. By Fred Wilt. 4th printing. 128pp. Soft cover, \$2.00; hard, \$3.50

HIGH SCHOOL RUNNERS & Their Training Programs. Workout programs of over 100 recent h.s. running stars (Ryun, Morton, etc.), 440-10 miles. By Joe McNeff. Soft cover, \$3.00; hard cover, \$4.50

BACK TRACK, Maxwell Stiles. Fine collection of articles by a great trackwriter. Covers 35 years of exciting track history: Paddock, Patton, O'Brien, Whitfield, Nurmi, Owens, etc. 80,000 words. \$1.00

GREAT MOMENTS IN TRACK & FIELD. Highlights of the post-war resurgence in track, taken directly from the pages of Track & Field News. 64pp. 1966. 45,000 words. \$2.00

ARTHUR LYDIARD'S RUNNING TRAINING SCHEDULES. The workout schedules devised by the famed New Zealand coach. \$1

METRIC CONVERSION TABLES. Official ATFS tables. \$2.00

RUN RUN RUN. Universally deemed the most useful book ever published on training for running. All training methods, from sprinting thru the marathon & cross country, plus mechanics, warm-up, tactics, pace, weight training, etc. By Fred Wilt. 4th printing. 281 pp. Soft cover, \$3.00; hard cover, \$4.50.

Coming, Spring 1970 (prices tentative):

MY RUN ACROSS THE UNITED STATES, Don Shepherd. \$3.50

ROAD RACERS AND THEIR TRAINING, Joe Henderson. \$2.50

COMPUTERIZED RUNNING TRAINING PROGRAMS, James B. Gardner & J. Gerry Purdy. Foreword by Payton Jordan. \$3.00

BY-LINE 69: Selected Track & Field Writings of 1969. \$1.50

THE SENSATIONAL SIXTIES, Staff of T&FN. \$1.50



Write for Track & Field News' free complete catalog of books and periodicals: world's largest track library.



tafnews

ORDER FROM TAFNEWS PRESS,
BOX 296, LOS ALTOS, CALIF. 94022

US Additions

256'1"	Don Fish (Ohio U) Athens, Ohio	(1)4/12
254'10"	Roger Collins (Kans St) Dallas, Tex	(1)3/29
254'6"	David Reiss (Md) Annapolis, Md	(1)4/19
254'2"	Bob Willis (Army) Philadelphia, Pa	(2)4/26
254'1"	John Kaveny (Athens) Hayward, Cal	(2)6/15
253'9"	Mike Lyngstad (Mont) Missoula	(1)4/19
253'3"	Frank Burgasser (Wayne St) Wayne	(1)4/29
252'4"	John Tushaus (Pt MacA) Orange	(2)6/14
251'6"	Gary Stenlund (H Vall) TCY Miami	(1)6/29
251'3"	Ed Moreland (Pt MacA) Eagle Rock	(2)5/80
250'2"	Dick Legas (BYU) Knoxville, Tenn	(1)6/19

249'4"	John Gaydeski (Lafayette) Philadel	(1)4/25
249'0"	Jack Bacon (Md) New Brunswick, NJ	(1)5/30
248'7"	Gary Remington (Cal) Berkeley, Cal	(1)5/ 8
248'10"	Mike Prudenti (Wyo) AF Academy	(1)5/ 3
246'7"	Rich Szaro (Harv) Cambridge, Mass	(1)4/20
245'7"	Carrey Feldman (Wash U) Richmond	(1)7/19
245'4"	Drew Stevick (Whitworth) Ellensburg	(1)4/12
245'2"	Jim Stevenson (Strid) Los Angeles	(5)6/ 7
244'7"	Bob Kirk (Navy) Baltimore, Md	(1)6/14
244'7"	Jim Barco (Kans HS) Shawnee Missn	(1)5/ 9
244'0"	John Burns (Athens) Bakersfield	(2)4/12
243'4"	Delmon McNabb (H Strid) Houston	(2)5/24
242'7"	Craig Stilus (Mont HS) Missoula	(1)5/23
242'6"	Frank San Filippo (Cal Poly/Pom) LA	(2)5/24

241'10"	Slip Kromholz (Pt Eustis) Pt Eustis	(1)6/26
241'4"	Louis Cardenas (Rice) Waco, Texas	(1)5/ 9
240'11"	Terry Halmt (Wyo) Tempe, Ariz	(3)5/23
240'7"	Tom Garthwaite (Cornell) Ithaca, NY	(1)5/17
240'6"	Bob Englestad (UCSB) Eagle Rock Cal	(4)5/30
239'10"	Andrew Barnet (Pacific) Long Beach	(1)5/17
239'10"	Foss Miller (Wash St) Corvallis, Ore	(4)5/10
239'9"	Ray Matheson (Ohio U) Kalamazoo	(3)5/24
239'4"	Ray Mushinski (Pa HS) Butler, Pa	(1)5/ 2
238'11"	Tim Voht (Ore St) Corvallis, Ore	(1)4/ 5
237'7"	Mike Guzman (La Tech) Monroe, La	(1)5/ 3
237'5"	Neil Smith (Cal Wn) Sacramento	(1)3/29
237'5"	Bob Winn (Ottawa/1) McPherson, Kas	(1)5/ 9
237'4"	Gurdon Clay (Ore) Eugene, Ore	(1)5/10

DECATHLON

Toomey Virtually Unchallenged

Bill Toomey's dominance of the decathlon was as complete as by any other athlete in any other event. Toomey completed nine decathlons in a little over six months, totaled over 8000 points seven times—a record which may stand longer than his world record 8417 total. He defeated the Soviets, West Germans and the best America had to offer and after several late-season tries, nabbed the elusive global mark. No one else could have rated first than T&FN's Athlete of the Year.

Second place was nearly as easy to fill. East German Joachim Kirst produced the year's second-highest total, defeated the Soviets and ultimately won the European title with another 8000-plus score. Two more East Germans, European silver medalist Herbert Wessel and 8000-plus man Manfred

1. BILL TOOMEY (US/Striders)	7836	(1)	v USSR	6/28-29
6509	(*)	Mt SAC Riv	4/26-27	
8168	(1)	Los Angel	6/ 7- 8	
7818	(1)	AAU	4/27-28	
7938	(1)	v USSR, BC	7/18-19	
8116	(1)	v W Ger	8/ 5- 6	
8075	(1)	Warsaw	5/28-29	
8137	(1)	S Lake Tah	9/13-14	
8275	(1)	Los Angel	10/ 3- 4	
8270	(1)	Los Angel	10/19-20	
8417	(1)	Los Angel	12/10-11	

(*)=8 events				
2. JOACHIM KIRST (East Germany)	8279	(1)	Schleifeiten	5/31- 1

8041	(1)	European C	9/17-18	
3. HERBERT WESSEL (E Germany)	6986	(*)	Schleifeiten	5/31- 1
7721	(4)	v USSR	6/28-29	
8021	(2)	E Ger Ch	7/31- 1	
7828	(2)	European C	9/17-18	

(*)=9 events				
4. MANFRED TIEDTKE (E Germany)	7813	(2)	Schleifeiten	5/31- 1
7769	(2)	v USSR	6/28-29	
8013	(3)	E Ger Ch	7/31- 1	

5. KURT BENDLIN (W Germany)	4069	(*)	Barcelona	6/14-15
-----------------------------	------	-----	-----------	---------

Tiedtke, Bill the third and fourth places. Former record holder Kurt Bendlin was the only man to press Toomey but did little before or after that and ranks fifth. Three Soviets claim the next three spaces. Vladimir Shcherbatikh set a national record but didn't compete at Athens. The European bronze medalist, Viktor Chelnokov, proved consistent in the big meets, while young Nikolay Avilov defeated the West Germans. Either of these men could succeed Vasily Kuznetsov as the top Soviet 10-eventer. Another East German, Rudiger Demmig, rates ninth, primarily off his win in the national championships which Kirst watched while nursing an injury. Tenth goes to American Rick Sloan, who had a spotty record like Demmig, but still went over 8000 points and placed second in the AAU.

8055	(2)	v US	8/ 5- 6	
(*)=7 events				
6. VLADIMIR SCHERBATIKH (SU)	dnf	(-)	v W Ger	5/31- 1
7806	(1)	Moscow	8/ 7- 8	
8032	(1)	Pyatigorsk	9/15-16	
7907	(1)	USSR Ch	11/ 1- 2	
7. VIKTOR CHELNOKOV (S Union)	7872	(2)	v W Ger	5/31- 1
7768	(3)	v E Ger	6/28-29	
7652	(2)	v US, BC	7/18-19	
7801	(3)	European C	9/17-18	
8. NIKOLAY AVILOV (Soviet Union)	7945	(1)	v W Ger	5/31- 1
7779	(4)	European Ch	9/17-18	
dnf	(-)	USSR Ch	11/ 1- 2	
9. RUDIGER DEMMIG (E Germany)	8027	(1)	Magdeburg	5/24-25
7525	(1)	Naantali	6/14-15	
7514	(1)	v USSR	6/28-29	
8029	(1)	E German C	7/31- 1	
7631	(5)	European Ch	9/17-18	
7151	(2)	Halle	10/25-26	
10. RICK SLOAN (US/Striders)	7615	(1)	Mt SAC R	4/26-27
8031	(2)	Los Angeles	6/ 7- 8	
7465	(2)	AAU	6/27-28	
dnf	(-)	v USSR, BC	7/18-19	

World List

8417	*Bill Toomey (US/Strid) W Los A	(1)12/10-11
8279	Joachim Kirst (EG) Schleifeiten	(1)5/31- 1
8035	Kurt Bendlin (WG) Augsburg, WG	(3)5/ 5- 6
8051	*Rick Sloan (US/Strid) W Los Angel	(3)6/ 7- 8
8032	Vladimir Shcherbatikh (SU) Pyatik	(1)9/15-16
8029	Rudiger Demmig (EG) Berlin, EG	(1)7/31- 1
8021	Herbert Wessel (EG) Berlin, EG	(2)7/31- 1
8013	Manfred Tiedtke (EG) Berlin, EG	(3)7/31- 1
7982	Hans-Joachim Peck (WG) Leverkusen	(1)6/28-29
7956	Hans-Joachim Walde (WG) Hannover	(1)8/ 2- 3
7945	Nikolay Avilov (SU) Heidelberg	(1)5/31- 1
7930	Axel Richter (EG) Berlin, EG	(4)7/31- 1
7900	Horst Beyer (WG) Hannover, WG	(2)5/ 2- 3
7872	Viktor Chelnokov (SU) Heidelberg	(2)5/31- 1
7805	Werner Von Moltke (WG) Hannover	(3)4/ 2- 3
7800	Hans-Dieter Michalak (EG) Magde	(1)10/
7760	Yuriy Dyachkov (SU) Nalchik	(1)5/28-21
7760	Horst Mandl (Aut) Schleifeiten	(1)10/4- 5
7755	Lennart Hedmark (Swe) Barcelona	(1)6/14-15
7731	Toomas Berendson (SU) Suchi	(2)11/1- 2
7727	Albert Pansalis (SU) Pyatigorsk	(2)9/15-16
7723	Günther Grube (WG) Heidelberg	(3)5/31- 1
7716	Sergey Shchelkov (SU) Podolsk	(1)6/19-20
7711	Wolfgang Linkmann (WG) Hannover	(4)8/2- 3
7697	Janis Lanka (SU) Heidelberg	(4)5/31- 1
7693	Manfred Beck (WG) Mainz, WG	(2)7/12-13
7686	Toomas Sourvali (SU) Nalchik	(2)5/20-21
7668	*Joff Bennett (US/NH) W Los Ang	(2)10/7- 4
7659	Rein Ann (SU) Tallinn, USSR	(1)7/19-20
7620	Juri Gisman (SU) Odessa, USSR	(1)
7619	Jozsef Bakai (Hun) Szolnok	(1)8/19-20
7608	Frank Thienig (EG) Magdeburg	(3)5/24-25
7605	Leonid Litvinenko (SU) Moscow	(2)8/ 7- 8
7601	*John Warkentin (US/Fres St) WLA	(3)6/ 7- 8
7598	Rafael Cano (Sp) Madrid, Spain	(1)7/19-20
7594	Manfred Apt (EG) Berlin, EG	(5)7/31- 1
7583	Hans-Jürgen Schulz (WG) Mainz	(1)5/17-18
7578	Helmut Grolmann (WG) Kassel	(1)6/28-29
7570	Siegfried Pradel (EG)	()
7561	Vladimir Tregubenko (SU) Nalchik	(3)5/17-18
7551	*Joff Bennett (US/Okla Chris) S Bar	(1)6/13-14
7549	Jax Lember (SU) Tallinn, USSR	(2)7/19-20
7540	Jan Neckar (Czech) Kassel	(2)6/28-29
7532	Boris Polmachov (SU) Moscow	(1)8/ 7- 8
7530	*Vince Bizzarro (US/Phila PC) Balt	(1)8/10-17



Whipping the discus in the LA international decathlon is Viktor Chelnokov, whose steady competitive record plus the European bronze medal all combined to rank him seventh. (Photo by Don Chadez)

7529	Vladimir Ormanov (SU) Odessa	(2)8/ 3- 4
7511	Spas Dzharov (Bul) Schleifeiten	(4)5/31- 1
7496	Steen Smidt Jensen (Den)Copenhagen	(1)10/4- 5
7491	Susanne Schreyer (EG) Berlin	(6)7/31- 1
7487	Urs Trautmann (Switz) Athens	(8)9/17-18

US Additions

7438	Norm Johnston (unat) Des Moines	(1)4/23-24
7394	Russ Hodge (Strid) W Los Angels	(3)16/3- 4
7299	Rory Leonard (Colo/P) D Moines	(3)4/23-24
7293	Rick Wannamaker (Dreke)D Moines	(1)7/25-26
7159	George Pommel (Westmont) S Barba	(2)6/13-14
6887	Dave Thoreson (Strid) Walnut	(4)4/26-27
6867	John Kelly (Alb Jaycees) Albuquer	(2)5/31- 1
6735	Steve Gough (Seattle Pac) Bakersf	(7)6/27-28
6746	Gary Hill (Okla Chris) S Barbara	(3)6/13-14
6734	Fred Samara (NY HS) New Bruns	(2)7/ 5- 6
6665	Mike Quirk (Palomar JC) Walnut	(5)4/26-27
6678	Mike Mattox (Graceland) Des Moine	(4)4/23-24
6647	Mark Long (L BeachSt)	(1)5/17-18
6564	Bob Hutchins (Graceland) Lamoni	(2)7/18-19

6553	David Augier (Gardentown TC)	(2)5/ 9-10
6544	Karl Harz (F Dickinson/P) N Brun	(3)7/ 5- 6
6543	Rick Brady (unat) Baltimore, Md	(2)8/16-17
6405	Rex Harvey (La St) Lamoni, Ia	(4)7/18-19
6389	Ken Medley (Alb Jaycees) Albuquer	(4)5/31- 1
6324	Ron Jensen (Willamette) S Barbara	(5)6/13-14
6311	Lloyd Sigler (Towson St) Baltimor	(3)8/16-17
6305	Gene Miller (Ashland) Oxford, Oh	(1)5/30-31
6288	Jerry Cash (Ala) Lexington, Ky	(1)4/ 4- 5
6252	Hugh Adams (unat) Bakersfield	(2)6/27-28
6237	Bill McKenna (Lewis & Clark) SB	(6)6/13-14
6229	Harland Yrinette (So Ore) S Barbwr	(7)6/13-14
6189	Mike Wisenborn (Cinn) Oxford, Oh	(2)5/30-31
6181	Mike Riddle (So Colo) Santa Barba	(8)6/13-14
6154	Mike Carroll (Towson St) Emmits	(5)5/ 9-10
6149	Darl Locke (Odessa JC) Albuquerq	(5)5/31- 1
6115	Bill Walsh (Flying Aces TC) Emmi	(6)5/ 9-10
6114	Steve Endemann (Clar-Mudd) Bak	(4)6/27-28
6108	Ray Hopp (Ohio St) Lexington, Ky	(3)4/ 4- 5
6101	Jim Holmes (St John's/Minn) S Bar	(9)6/13-14
6088	Frank Joseph (unat) Bakersfield	(3)6/27-28
6088	Greg Weiss (unat) New Brunswick	(4)7/ 5- 6

RELAYS

US 440, Mile Relay Standards Fall

Relay racing is primarily a US phenomenon. The colleges, where team sports rule, generate this emphasis. And during 1969, the relay racing done by US collegians seldom has been better. When they got together for their national championships at Knoxville in June, the result was American records in both the 440 and mile plus a dozen other marks hovering not far back. San Jose State did the record breaking in the quarter, skipping around the Tartan track in 38.8 during the heats--world individual recordman Ronnie Ray Smith and John Carlos handling the last two legs. Four of the next five teams on the year's final chart got their marks at the NCAA--all at 39.6 or better. UCLA did the damage in the mile. Wayne Collett and Len Van Hofwegen both sprint-

ed 45.0 laps for the team which did 3:03.4--second-best in history. Strung out behind UCLA were the next four fastest teams of the year. All bettered 3:07.0.

Every US yard distance except the 480 hurdles and the four-mile received a record break or a serious record challenge during the year. Besides the 440 and mile, Kansas got back the distance medley mark with a Jim Ryan-inspired 9:33.0. Jim's mile was 3:57.6. The 880 best escaped San Jose State by a mere two-tenths. Wisconsin was only four-tenths off at two-miles, and four-tenths separated Kansas State from the sprint medley record.

France's relayers doubled brilliantly in the European championships with 38.8 and 3:02.3 metric victories.

World List

400 METER RELAY

38.8	France, Athens, Greece	(1)9/20
38.8	United States, Stuttgart, WG	(1)7/30
39.2	China, Zurich, Switz	(1)7/4
39.2	West Germany, Zurich, Switz	(2)7/4
39.3	East Germany, Berlin, EG	(1)9/20
39.3	Soviet Union, Athens, Gr	(2)9/20
39.5	Czechoslovakia, Verona, Italy	(1)8/14
39.5	Poland, Athens, Gr	(4)9/20
39.7	Yugoslavia, Athens, Gr	(7)9/20
39.8	Italy, Athens, Gr	(4)9/19

1600 METER RELAY

3:01.6	United States, Stuttgart, WG	(1)7/31
3:02.3	France, Athens, Greece	(1)9/20
3:03.0	Soviet Union, Athens, Greece	(2)9/20
3:03.1	Poland, Athens, Greece	(5)9/20
3:03.1	West Germany, Athens, Greece	(3)9/20
3:04.1	Italy, Athens, Greece	(5)9/20
3:04.2	Great Britain, Athens, Greece	(6)9/20
3:06.8	Belgium, Madrid, Spain	(1)7/20
3:06.8	Kenya, Kampala, Uganda	(1)8/16

US List

440 YARD RELAY

38.8	San Jose State, Knoxville, Tenn	(1)6/20
39.3	Southern California, Los Angeles	(1)6/7
39.5	Rice, Knoxville, Tenn	(2)6/21
39.5	Texas A&M, Knoxville, Tenn	(3)6/21
39.6	Kansas, Knoxville, Tenn	(4)6/20
39.6	UCLA, Knoxville, Tenn	(2)6/20
39.7	Houston Striders, Houston, Tex	(1)5/30

MARATHON

Rookie Drayton Surprises

Just over two years ago, Derek Clayton--an Australian possessing more physical and emotional drive than his legs can handle--battered the world marathon best down to 2:09:36. The run came a half-year after he recovered from an achilles tendon operation. In Olympic year, his 200 miles a week training produced a cyst on his knee which required removal shortly after the Games. Six months after this layoff, Clayton was going even faster. On May 30, 1969, he lopped another minute from his mark, bringing it down to 2:08:33, 6--more than two minutes faster than any of marathoning history's other runners. And yet Derek places only third on this year's world ranking. Ron Hill beat him decisively (by nearly two minutes) in a British international race, then Clayton had to miss the biggest event of all, the Fukuoka 26-miler in Japan. Knee trouble again. Watch for further developments next spring.

1. JEROME DRAYTON (Canada)	2:15:40.0(2)	Manchester	7/20
2:12:00.0(1)	Detroit	18/19	
2:11:12.8(1)	Fukuoka	12/7	
2. RON HILL (Great Britain)	2:19:02.8(5)	Beppu	2/2
2:18:42.0(1)	Manchester	7/20	
2:16:47.5(1)	European Ch	9/21	
2:11:54.4(2)	Fukuoka	12/7	
3. DEREK CLAYTON (Australia)	2:19:17.0(7)	Beppu	2/2
2:17:26.0(1)	Ankara	5/19	
2:08:33.6(1)	Antwerp	5/30	
4. AKIO USAMI (Japan)	2:11:27.8(2)	Antwerp	5/30
2:19:02.8(5)	Beppu	2/2	
2:11:27.8(2)	Antwerp	5/30	
2:20:17.0(1)	Seoul	9/25	
2:14:33.2(14)	Fukuoka	12/7	
5. HAYAMI TANIMURA (Japan)	2:12:03.4(5)	Fukuoka	12/7
2:19:17.0(7)	Beppu	2/2	
2:12:03.4(5)	Fukuoka	12/7	

World List

2:08:33.6	Derek Clayton (Aus) Antwerp, Bel	(1)5/30
2:11:07.2	Bill Adcocks (GB) Athens, Gr	(1)4/8
2:11:12.8	Jerome Drayton (Can) Fukuoka, Jap	(1)12/7
2:11:27.8	Akio Usami (Jap) Antwerp, Belgium	(2)5/30
2:11:54.4	Ron Hill (GB) Fukuoka, Japan	(2)12/7
2:12:03.4	Hayami Tanimura (Jap) Fukuoka	(3)12/7
2:12:03.4	Pablo Garrido (Mex) Fukuoka, Jap	(4)12/7

39.8	California, Los Angeles, Calif	(3)8/7
40.0	Southern, Baton Rouge, La	(1)5/10
40.1	Indiana, Lafayette, Ind	(1)5/17
40.1	Oregon State, Knoxville, Tenn	(4)6/20
40.1	Washington State, Knoxville, Tenn	(4)6/20
40.2	Tennessee, Knoxville, Tenn	(5)6/20
40.3	El Paso, El Paso, Tex	(1)3/29
40.3	Texas Southern, Austin, Tex	(1)4/11
40.4	Baylor, Austin, Tex	(1)3/22
40.4	Fort MacArthur, Wichita Falls, Tx	(1)6/17
40.4	Louisiana State, Knoxville, Tenn	(2)5/17
40.4	Merritt JC, Modesto, Calif	(1)5/24
40.4	Montana, Provo, Utah	(1)5/3
40.4	Texas A&M, Houston, Tex	(2)5/30

880 YARD RELAY

1:22.3	San Jose State, Fresno, Calif	(1)5/10
1:23.0	Southern, Austin, Texas	(1)4/11
1:23.2	Kansas, Des Moines, Ia	(2)4/25
1:23.2	Rice, Des Moines, Ia	(1)4/25
1:23.8	Houston Striders, Modesto, Cal	disq(1)5/24

ONE MILE RELAY

3:03.4	UCLA, Knoxville, Tenn	(1)6/21
3:05.7	Rice, Knoxville, Tenn	(2)8/21
3:06.5	Tennessee, Knoxville, Tenn	(3)6/21
3:06.6	Abilene Christian, Knoxville, Tenn	(4)6/21
3:06.7	Texas, Knoxville, Tenn	(5)6/21
3:06.9	Villanova, Fresno, Calif	(1)5/10
3:07.0	Prairie View A&M, Houston, Tex	(1)5/30
3:07.8	Idaho State, Provo, Utah	(1)5/3
3:07.9	Louisiana State, Des Moines, Ia	(1)4/26
3:08.2	Merritt JC, Cupertino, Calif	(1)4/26
3:08.2	Sports International, Philadelphia	(1)4/26
3:08.3	Michigan State, Bowling Green, Ohio	(1)6/7
3:08.3	Philadelphia PC, Philadelphia, Pa	(2)4/26
3:08.5	Southern Illinois, Bowling Green, Oh	(2)6/7
3:08.7	Brigham Young, Tempe, Ariz	(1)5/24

3:08.2	Southern, Baton Rouge, La	(2)5/10
3:09.3	Nebraska, Lawrence, Kans	(2)4/19
3:09.4	Utah, Tempe, Ariz	(2)5/24
3:09.5	El Paso, Tempe, Ariz	(3)5/24

TWO MILE RELAY

7:17.8	Wisconsin, Modesto, Calif	(1)5/24
7:18.4	Kansas State, Des Moines, Ia	(1)4/25
7:18.6	Villanova, Fresno, Calif	(1)5/10
7:20.8	El Paso, Austin, Texas	(2)4/12
7:21.2	Washington State, Modesto, Calif	(2)5/24

FOUR MILE RELAY

16:38.0	Villanova, Philadelphia, Pa	(1)4/26
16:39.2	El Paso, Des Moines, Ia	(1)4/25
16:40.8	Harvard, Philadelphia, Pa	(2)4/26
16:42.4	Kansas, Lawrence, Kans	(1)4/18
16:54.6	Kansas State, Lawrence, Kans	(2)4/18

SPRINT MEDLEY RELAY

3:15.6	Kansas State, Austin, Tex	(1)4/11
3:18.0	Noire Dame, Des Moines, Ia	disq(1)4/26
3:16.3	Prairie View A&M, Modesto, Calif	(1)5/24
3:16.6	Rice, Austin, Texas	(2)4/11
3:16.7	Kansas, Austin, Texas	(3)4/11

DISTANCE MEDLEY RELAY

9:33.0	Kansas, Lawrence, Kans	(1)4/19
9:38.2	Villanova, Philadelphia, Pa	(1)4/25
9:39.8	William & Mary, Philadelphia, Pa	(2)4/25
9:41.2	El Paso, Des Moines, Ia	(1)4/26
9:42.4	Fort MacArthur, Walnut, Calif	(1)4/25

480 YARD HURDLE RELAY

57.1	Tennessee, Knoxville, Tenn	(1)4/19
58.0	Florida, Gainesville, Fla	(2)3/29
58.0	Ohio State, Columbus, Ohio	(1)4/19
58.2	Kansas, Des Moines, Ia	(4)4/26
58.2	Missouri, Des Moines, Ia	(3)4/26

After Hill won the European championship, he seemingly had number one ranking wrapped up. This fellow Jerome Drayton hadn't even run a marathon yet in 1969. But the 24-year-old who used to be known as Peter Baniak earned his rating despite the late start. First came a solo 2:12:00 race in Detroit, then a victory over Hill, along with five other ranked runners at Fukuoka in 2:11:12, 8--putting him third-best all-time. Akio Usami ranks fourth in 69 on the basis of his second place to Clayton at Antwerp and his defeat of Mamo Wolde at Seoul. Hayami Tanimura's surprising third at Fukuoka earned him fifth rating, with Britons Jim Alder (3rd, European championships) and Bill Adcocks (2:11:07 early, then injured) falling in behind. Pablo Garrido's fourth-place finish at Fukuoka put him ahead of his Boston conqueror Yoshiaki Umetani in the rankings. Fukuoka fifth-placer Toshitaru Sasaki is 10th. (Stats/Rankings by Roger Gynn)

6. JIM ALDER (Great Britain)	2:12:32.8(4)	Fukuoka	12/7
2:16:34.4(3)	Antwerp	5/30	
2:18:18.7(3)	European Ch	9/21	
2:19:05.8(3)	Manchester	7/20	
7. BILL ADCOCKS (Great Britain)	2:13:49.0(1)	Boston	4/21
2:11:07.2(1)	Athens	4/8	
2:20:35.0(5)	Manchester	7/20	
dnf (-)	European Ch	9/21	
8. PABLO GARRIDO (Mexico)	2:17:30.8(2)	Boston	4/21
2:12:32.8(4)	Fukuoka	12/7	
9. YOSHIKAZU UNETANI (Japan)	2:17:38.6(2)	Beppu	2/2
2:13:49.0(1)	Boston	4/21	
2:18:37.0(4)	Manchester	7/20	
3:22:28.4(29)	Fukuoka	12/7	
10. TOSHIHARU SASAKI (Japan)	2:19:08.8(6)	Beppu	2/2
2:13:06.4(5)	Fukuoka	12/7	

2:13:06.4	Toshihara Sasaki (Jap) Fukuoka	(3)12/7
2:13:21.0	Akio Yoshida (Jap) Fukuoka, Japan	(3)12/7
2:13:25.5	Kenji Kimihara (Jap) Athens, Gr	(2)4/8
2:13:27.8*	Ken Moore (US/US Army) Fukuoka	(7)12/7

US Additions

2:20:23.0	Ron Daws (TCTC) Boston, Mass	(1)4/21
2:21:53.0	Jay Dirksen (unat) Naperville, Ill	(1)12/6

2:22:01.0	Bob Deines (Oxy) Las Vegas, Nev	(1)1/25
2:23:04.0	Chuck Smead (Cal HS) Palms Verdes	(1)5/24
2:24:43.0	Jeff Rebecq (YCTC) Boston, Mass	(1)4/21
2:24:43.0	Tom Heinonen (US Navy) Cul City	(7)12/7
2:26:07.8	Bill Clark (USMC) Fukuoka, Jap	(4)5/12/7
2:27:42.0	Ed Hereford (USAF) Beppu, Jap	(3)3/2
2:27:48.0	Tom Ratliffe (unat) Beltsville, Md	(1)2/23
2:27:53.0	Gary Mubreck (Millrose AA) Boston	(1)4/21
2:27:54.0	Kerry Ragg (unat) Athens, Ohio	(1)3/30
2:28:40.0	Jose Barcla (unat) Las Vegas, Nev	(6)1/25



Practice made perfect

Some coaches have to spend as much time watching the weather, as they do watching the team practice. They know that without a field house, inclement weather and darkness will limit practice and put the team at a disadvantage. ILC Industries makes it possible for them to devote full time to coaching and forget about the weather. In as little as twenty-four hours, they can have an ILC air-supported structure erected, that will enclose anything from a tennis court to a football field. ILC structures are made of non-flammable, vinyl-coated nylon. This tough, durable, translucent fabric provides even lighting in the daytime and at night indirect lighting provides no-glare illumination. The structure can be put up or taken down in a day and stored during the off-season if it's not being used for other school functions. Each ILC structure is made in the industry's largest manufacturing facility with the same care and technical competence that we're devoting to the development and manufacture of the Project Apollo space suits. We could go on and on and in more detail about ILC and the many ways air-supported structures are used and will, if you want us to. Just write for more information.



ILC INDUSTRIES, INC.

ROOM 7021 • 350 PEAR STREET • DOVER, DELAWARE 19901




Aluminum Spill Proof Hurdle

The official hurdle for NCAA Championships 1961, 1962, 1964, 1965, 1966, 1967, 1968, 1969. Write for brochure of new exciting firsts in fiberglass poles and cross bars.

ALUMINUM ATHLETIC EQUIPMENT CO.

P.O. BOX 145 • WYNNEWOOD, PENNSYLVANIA 19096



Champions use:

Elmer's WEIGHTS-YOU-WEAR

Wear ELMER'S WEIGHTS-YOU-WEAR during normal exercise and increase your stamina and endurance while you are building vitally needed muscles... where you NEED them — where you WANT them! Available in hand weights, leg weights, ankle weights, and vest weights.

Send for free descriptive price list today.
write today to:

Elmer's Weights, Inc.

P. O. BOX 5426 - LUBBOCK, TEXAS 79417

1969 HIGH SCHOOL ROUND-UP

Upsurge of Underclassmen

by Jack Shepard

High School Statistical Editor

The 1969 season closed the 1960s with some almost unbelievable records such as the first 200-foot discus toss and a sub-41-flat 440 relay, but it also marked the upsurge of outstanding underclass marks which means the 1970s may far surpass anything we have seen to date.

Casey Carrigan (Orting, Wash.), T&FN's Prep Athlete of the Year, raised his own 17'0" vault record to 17'4 $\frac{1}{2}$ " at the Golden West meet and took third in the AAU meet with another 17-footer. Pushing Carrigan for top honors were distance runner Steve Prefontaine (Marshfield, Coos Bay, Ore) and discus thrower George Amundson (Central, Aberdeen, SD).

Prefontaine lowered the two-mile record by almost seven seconds with his 8:41.6 and ran a 4:06.0 mile to rank behind the 4:05.1 of Garry Bjorklund (Proctor, Minn). He then ran a 13:43.0 three-mile at the AAU and a superb 13:52.8 5000 in Europe. No one has ever thrown the discus like Amundson. He now owns four of the top eight throws of all-time including a remarkable 211'4" and had two others over 200-feet. Reynaldo Brown (Compton, Calif), T&FN's 1968 Prep Athlete, dominated the high jump with the top 15 jumps of the season, all at 6'10" or better. This included his Olympic Trials prep record of 7'3" and three 7-footers in 1969.

An unknown nationally, Willie Magee (Rowan, Hattiesburg, Miss) confirmed his earlier 21.1 turn and windy 9.3 clockings with his record equaling 9.3 at the Golden West meet. Another record equaler was Gerald Tinker (Coral Gables, Miami, Fla) with his 20.8 turn at the AAU to go with his earlier 9.4. The nation's top hurdler was junior Rod Milburn (Clark, Opelousas, La) who ran 18.5 (13.4w) and 37.7 to go with his record 18.7 over the college highs.

An all-junior team from Dallas Lincoln (Tex) obliterated the 440 relay record of 41.1 with a 40.7 in defeating San Antonio Wheatley (41.1) at the state meet. The mile relay record of 3:11.8 was equaled by Miami Killian (Fla) which also led the 880 relay (1:26.1). Anchorman Larry Black's season best 440 of 46.7 ranked just behind the 46.6 of Larence Jones (Lemoore, Calif) whose 18.8 low hurdle mark was shared with Jerry Wilson (Rosevelt, Fresno, Calif).

Junior Randy James (Ferris, Spokane, Wash) added an 8:33.4 3000-meter record and a class record 14:49.8 5000 to his 9:03.4, 30:41.0y and 51:38.2m.

Fred Ritcherson (Salesian, Los Angeles, Calif) and Chuck Smead (Santa Paula, Calif) were the finest long-distance men. Fred, besides an 8:55.2 Golden West win, ran a record 2:27:01 marathon and became only the third American over 12 miles for one hour (12m, 23y). Smead later topped the marathon with a 2:23:04 best, ran 11miles, 1488y behind Ritcherson and sprinted to 28:25.8y and 9:07.6 marks.

Several non-record performers were also superb. Spencer Thomas (Carver, New Orleans, La) was a super-star with fine 13.7 and 37.7 marks to go with his 24'5 $\frac{1}{4}$ " and 50'6 $\frac{1}{2}$ " leaps. Zack Gillon (Peekskill, NY) with three meets over 50-feet in the triple jump won the Golden West with 50'10" (plus 50'11 $\frac{1}{4}$ " w) leaps. Jim Pearce (North, Shawnee Mission, Kans) led the javelin to its finest year with three of the top five marks and a 244'7" best. Chasing Carrigan in the vault, Steve Smith (South, Torrance, Calif) and Bob Pullard (Los Angeles, Calif) battled each other to runner-up spots on the all-time list with 16'8 $\frac{3}{4}$ " and 16'7" vaults and totaled 10 meets over 16-feet.

Possibly the biggest news of the season came from all the super performances by sophomores and juniors. Junior Jesse Stuart (Glasgow, Ky) looks ready for the national mark in the shot off his 69'2 $\frac{3}{4}$ " and 59'10 $\frac{1}{4}$ " (16-lb) class records. Soph Craig Stiles (Malta, Mont) shocked everyone with a phenomenal class and age 16 javelin record of 242'7". Another soph, Dave Tucker (San Joaquin Memorial, Fresno, Calif) triple jumped 50'4" and soph Randy Lightfoot (Plainview, Tex) hurdled 13.9 (13.7w). In the two-mile, juniors Ron Johnson (West, Torrance, Calif) and Dave White (El Modena, Orange, Calif) ran stellar 8:59.0 and 8:59.8 times ahead of soph Kasto Lopez (Sanger, Calif) at 9:06.2. Another fine soph, Chris Hoffman (St Bernard, Playa del Rey, Calif), ran 14:26.0y and 32:20.0m class marks. Oregon's super soph, Tinker Hatfield (Central Linn, Halacy) added 14.0 and 15'1" marks to his class 19.3 turn hurdle time. An outstanding freshman was Willis Price (Shaw, Cleveland, Ohio) who high jumped a class record 6'7 $\frac{1}{2}$ ".

A special category must be made for an eighth-grader. Fourteen-year-old Anthony Strackaluse (Rhode Island School of the Deaf, Providence) spanned the hammer 175'0" to rank fifth nationally this year.

As is obvious, the 70s are going to produce some marks which are currently unbelievable.

1969 High School List

Compiled by Jack Shepard, Fran Errota and Hugh Gardner

This list includes the top marks by high schools between Sept. 1, 1968, and Aug. 31, 1969. Most events have 20-deep lists. (A more complete one is available in the High School Annual) The same statistical rules, symbols and abbreviations apply here as are used in the world/US section. High school juniors are indicated by * before their names, ** for sophomores and *** for freshmen.

100 YARD DASH

9.3	Willie McGee (Rowan, Hattiesburg, Miss)
9.4n	David Perkins (Westwood, Mesa, Ariz)
9.4n	Gerald Tinker (Coral Gables, Fla)
9.5	Seaborn Owens (Kennedy, Sacramento, Cal)
9.5	Mike Chavis (Southeast, Kansas City, Mo)
9.5	Roy Davis (Dunbar, Lubbock, Tex)
9.5	Al Hearvey (Los Angeles, Calif)
9.5n	Robert Haak (St Joseph's, Montvale, NJ)
9.5n	Frank Johnson (Wyandotte, Kans City, Kans)
9.5	Phil Lusk (Moody, Corpus Christi, Tex)
9.5	Donnie Morris (Palo Duro, Amarillo, Tex)
9.5	*Gene Pouncy (Lincoln, Dallas, Tex)
9.5n	Willie Robinson (El Centro, Calif)
9.5n	Ken Thompson (Killian, Miami, Fla)
9.5	Richard Villicelli (Proviso W, Hillside, Ill)
9.5	*Jackie White (Santa Ana, Calif)

Incomplete Wind Info

9.5	Anthony Ambush (Frederick, Md)
9.5	Carl Lowe (North Little Rock, Ark)

Wind-Aided

9.3	*Ken Curl (Worthing, Houston, Tex)
9.4	Al Hearvey (Los Angeles, Calif)
9.4	*Harvey Ryan (Tocumseh, Okla)
9.4	John Smith (Brenham, Tex)

Questionable

9.5	Don Christianson (Baldwin, NY)
-----	--------------------------------

220 YARD DASH (Straight)

21.0	Mark Low (Pomona, Calif)
21.1	Bryan Batson (Brookhaven, Miss)
21.1	Robert Carpenter (Mt Pleasant, Providence, RI)
21.1	*Mark Lutz (Mayo, Rochester, Minn)
21.1	David Perkins (Westwood, Mesa, Ariz)

Incomplete Wind Info

21.1	Cecil Owens (T Jefferson, Louisville, Ky)
------	---

Wind-Aided

20.9	David Perkins (Westwood, Mesa, Ariz)
21.0	Bernie Hrubala (Oceanside, NY)

Questionable

21.0	David Perkins (Westwood, Mesa, Ariz)
------	--------------------------------------

220 YARD DASH (Turn)

20.6	Gerald Tinker (Coral Gables, Fla)
20.9	Phil Lusk (Moody, Corpus Christi, Tex)
21.1	*Mark Lutz (Mayo, Rochester, Minn)
21.1	Willie McGee (Rowan, Hattiesburg, Miss)
21.1	*Joe Pouncy (Lincoln, Dallas, Tex)
21.1	*Tom Scavuzzo (Mullen, Ft Logan, Colo)
21.2	*Ken Curl (Worthing, Houston, Tex)
21.2	Al Hearvey (Los Angeles, Calif)
21.2	Carl Lowe (North Little Rock, Ark)
21.2	Ronnie Welch (Los Angeles, Calif)
21.3	Dave Rorem (Wilson, Tacoma, Wash)
21.3n	Pat Shields (Mullen, Ft Logan, Colo)
21.4	*Leman Childress (Hoover, Fresno, Calif)
21.4	David Perkins (Westwood, Mesa, Ariz)
21.4	Ray Redmon (Liberty, Tex)
21.4	Bill Sims (Whittier, Calif)
21.4	*Don Ward (Bullard, Fresno, Calif)

Incomplete Wind Info

21.3	Garland Calfy (Walters, Okla)
21.3	*Nick Leone (Andover Ac, Andover, Mass)
21.4	*Charles Vann (Hartford, Conn)

Wind-Aided

21.0	Willie McGee (Rowan, Hattiesburg, Miss)
21.0	John Smith (Brenham, Tex)
21.1n	Ray Redmon (Liberty, Tex)
21.2n	Robert Carpenter (Mt Pleasant, Providence, RI)
21.2n	Michael Linden (Lincoln, Port Arthur, Tex)
21.2n	David Perkins (Westwood, Mesa, Ariz)
21.2	Mickey Ryan (Waltrip, Houston, Tex)
21.3	Don Christianson (Baldwin, NY)
21.3	Frank Johnson (Wyandotte, Kans City, Kans)

440 YARD DASH

46.6	Larence Jones (Lemoore, Calif)
46.7n	Larry Black (Killian, Miami, Fla)
47.0n	Marvin Foster (Central, Kansas City, Mo)
47.1	Bill Sims (Whittier, Calif)
47.3	*Darwin Bond (Dob-Bennett, Kingsport, Tenn)
47.3n	Dennis Dicke (U Arlington, Columbus, Ohio)
47.3	Tim Hall (South Park, Beaumont, Tex)
47.3	Amos Machanic (Jackson, Miami, Fla)
47.4	Robert Carpenter (Mt Pleasant, Providence, RI)
47.5	Levin Handy (Vineland, NJ)
47.5n	Lloyd Willis (Carver, New Orleans, La)
47.6n	*Bill Goldapp (Memorial, Houston, Tex)
47.7n	Gus Briscoe (Washington, Los Angeles, Cal)

47.7	Bob Rieves (Whocling, W Va)
47.8n	*Rufus Shaw (Lincoln, Dallas, Tex)
47.8	Pat Shields (Mullen, Ft Logan, Colo)
47.9n	John Banks (Roosevelt, Fresno, Calif)
47.9n	Ed Bonner (Del Oro, Loomis, Calif)
47.9n	Marvin Jefferson (Technical, Oakland, Cal)
47.9	*Eddie Sutton (Jackson, Miami, Fla)

880 YARD DASH

1:49.4	Marcel Phillippe (Mater Christi, Astoria, NY)
1:49.8	Brian McElroy (Massapequa, NY)
1:50.5n	Willie Blackmon (Wheatley, Houston, Tex)
1:50.7	*Joe Savage (Catholic, Roselle, NJ)
1:50.8	Willie Thomas (Englewood, Chicago, Ill)
1:51.0	*James Baxter (Los Angeles, Calif)
1:51.1	Steve Longfellow (Nashua, NH)
1:51.3n	Ricco Sanchez (Canoga Park, Calif)
1:51.7	George Jones (Yates, Houston, Tex)
1:51.8n	Mike Tibbetts (PN-Groves, Port Neches, Tx)
1:52.1	Ron Phillips (Denby, Detroit, Mich)
1:52.3	*Jim Euell (Norwich Academy, Norwich, Cal)
1:52.4	*Kevin Roabe (Wat-Ket, Drayton Plains, Mich)
1:52.5	Reggie McAfee (Courter Tech, Cincinnati, Oh)
1:52.8n	*James Beaver (Skyline, Oakland, Calif)
1:52.8n	**Perrell Keeling (Morningside, Ingwood, Ca)
1:52.8	*Bob Wheeler (Dul, Lutherville Timonium, Md)
1:52.9	Robert Clayton (St Albans, Washington, DC)
1:53.0	Jim Hawkins (Nordi, Omaha, Nebr)
1:53.0	Paul Hoyt (Morristown, NJ)

1500 METER RUN

3:49.1 ^o	Steve Prefontaine (Marshfield, Coos Bay, Or)
3:52.0 ^o	Phil Burkwiist (Lewis/Clark, Spokane, Wash)
3:55.1	Bob Brandon (Clover Park, Tacoma, Wash)

ONE MILE RUN

4:05.1	Garry Bjorklund (Proctor, Minn)
4:06.0	Steve Prefontaine (Marshfield, Coos Bay, Or)
4:07.5n	Doug Crooks (North, Eugene, Ore)
4:08.4	Bobby Schuque (Redemptorist, New Orleans)
4:08.5	Reggie McAfee (Courter Tech, Cincinnati, Oh)
4:09.3n	Bob Brandon (Clover Park, Tacoma, Wash)
4:09.3n	Ken Popejoy (Glenbard E, Glen Ellyn, Ill)
4:09.8n	*Dan Cautley (Memorial, Madison, Wisc)
4:09.8	Glenn Herold (Watertown, Wisc)
4:10.4	Terry Lamb (Bolsa Grande, Garden Gr, Cal)
4:10.4	Del Ramers (Dunedin, Fla)
4:10.6	Phil Burkwiist (Lewis/Clark, Spokane, Wash)
4:11.1	Eugenio Amaya (Burlingame, Calif)
4:11.2n	Decker Underwood (South, Torrance, Calif)



New York enjoyed a bountiful year in prep half-miling with time leader Marcel Philippe (left) as well as second-fastest Brian McElroy. (Photo by Jeff Johnson)

Getting away from the pack at the start of the Minnesota state mile race, Garry Bjorklund raced to the season's fastest prep clocking of 4:05.1. (Photo by Peter Hale)



4:11.6n *Mike Slack (Harding, St Paul, Minn)
4:12.2 *Kurt Mench (Castle, Kaneohe, Hawaii)
4:12.5n Bob Somesan (Lakewood, Calif)
4:12.6 Tom Keeler (Anaheim, Calif)
4:12.6 Brian McElroy (Massapequa, NY)
4:13.7n Steve Rutherford (Channel Is, Oxnard, Cal)
4:13.0n Sammy Skinner (Deer Park, Tex)

TWO MILE RUN

8:41.6 Steve Prefontaine (Marshfield, Coos Bay, Or)
8:55.2n Mark Hiefield (Milwaukie, Ore)
8:55.2 Fred Ritcherson (Salesian, Los Angeles)
8:57.0 Ruben Chappins (Excellsiar, Norwalk, Cal)
8:59.0n *Ron Johnson (West, Torrance, Calif)
8:59.8n *Dave White (El Modena, Orange, Calif)
9:03.0 Doug Crooks (North, Eugene, Ore)
9:03.2 *Randy James (Ferris, Spokane, Wash)
9:03.4n Dave Anderson (S, Shawnee Mission, Kans)
9:03.4 Jon Callen (East, Wichita, Kans)
9:03.4 Mike Hann (Benson, Portland, Ore)
9:03.6n Mark Bir (Catholic, Lafayette, Ind)
9:04.2n Johnny Mendez (Artesia, Calif)
9:04.2 Dan Moynihan (Catholic, Malden, Mass)
9:04.8n Ruben Mejia (La Habra, Calif)
9:06.2n **Kasto Lopez (Sanger, Calif)
9:06.2 Mark Visk (Palatine, Ill)
9:07.6n Chuck Smead (Santa Paula, Calif)
9:08.5n Duane Smith (Moline, Ill)
9:10.0n Ron Gomez (Duarte, Calif)

THREE MILE RUN

13:43.0n Steve Prefontaine (Marshfield, Coos Bay, Or)
14:01.2n Glenn Herold (Watertown, Wisc)
14:13.6n *Loren Kambestad (Bristol, SD)
14:20.0n**Randy James (Ferris, Spokane, Wash)
14:26.0n**Chris Hoffman (St Ber, Playa del Rey, Cal)

5000 METER RUN

13:52.8n Steve Prefontaine (Marshfield, Coos Bay, Or)
14:49.8 *Randy James (Ferris, Spokane, Wash)

SIX MILE RUN

29:25.8 Chuck Smead (Santa Paula, Calif)
30:10.6 Jim Isitt (Rogers, Spokane, Wash)
30:11.0^o Fred Ritcherson (Salesian, Los Angeles)
30:41.0^o *Randy James (Ferris, Spokane, Wash)
30:52.8n *Bill Beatty (Lancaster, Ohio)

10,000 METER RUN

31:38.2 *Randy James (Ferris, Spokane, Wash)
31:57.2 *Jim French (South, Torrance, Calif)

3000 METER STEEPLECHASE

9:20.4 *Jim McLaughlin (North, Eugene, Ore)

120 YARD HIGH HURDLES (39")

13.5 *Rod Milburn (Clark, Opelousas, La)

13.6 Ron Washington (South Oak Cliff, Dallas, Tx)
13.7 John Morrison (Redford, Detroit, Mich)
13.7 Charles Rich (Washington, Los Angeles)
13.7n Spencer Thomas (Carver, New Orleans, La)
13.7 Jerry Wilson (Roosevelt, Fresno, Calif)
13.8n Mark Low (Pomona, Calif)
13.8 Dan Redfearn (San Juan, Citrus Heights, Ca)
13.8 Greg Rogers (Overbrook, Philadelphia, Pa)
13.9 John Bykowski (St Joseph's, Montvale, NJ)
13.9 *Eric Elkins (Jesuit, Dallas, Tex)
13.9 Efern Gipson (Refugio, Tex)
13.9n **Randy Lightfoot (Plainview, Tex)
13.9 Bill Novo (Woodbridge, NJ)
13.9 Donnie Rogers (Bay City, Tex)
13.9 *Gary West (Permian, Odessa, Tex)
14.0 Joe Abitante (Catholic, Roselle, NJ)
14.0 Artie Brown (Angleton, Tex)
14.0 Randy Butts (Grand Island, Nebr)
14.0 Zachery Donaldson (Compton, Calif)
14.0 *Ralph Fisher (Manual, Denver, Colo)
14.0n **Tinker Hatfield (C Linn, Halsey, Ore)
14.0n **Scottie Jones (Elmore, Houston, Tex)
14.0n Derreck Kelley (Mission, San Francisco)
14.0 Mike Lucas (NE, Oklahoma City, Okla)
14.0 Roscoe Meadors (Carlsbad, NM)
14.0 Barry Smith (Coral Park, Miami, Fla)

Incomplete Wind Info

13.9 Joe Abitante (Catholic, Roselle, NJ)
13.9n Mike Stover (Englewood, Chicago, Ill)
14.0 Aaron Walker (Edgewood, Atco, NJ)

Wind-Aided

13.4 *Rod Milburn (Clark, Opelousas, La)
13.5 Steve Dilley (Alemay, Mission Hills, Cal)
13.6 John Morrison (Redford, Detroit, Mich)
13.6 Charles Rich (Washington, Los Angeles)
13.6n Jerry Wilson (Roosevelt, Fresno, Calif)
13.7n Gary Fleming (Manual Arts, Los Angeles)
13.7 **Randy Lightfoot (Plainview, Tex)
13.8 Efern Gipson (Refugio, Tex)
13.9n Artie Brown (Angleton, Tex)
13.9 Bruce Collins (Chester, Pa)
13.9n **Scottie Jones (Elmore, Houston, Tex)
13.9n Greg Pruitt (Elmore, Houston, Tex)

180 YARD LOW HURDLES (Straight)

18.3 Jerry Wilson (Roosevelt, Fresno, Calif)
18.4n Larence Jones (Lemoore, Calif)
18.5n Mark Low (Pomona, Calif)
18.5 Golden Richards (Granite, Salt Lake City)
18.6n Steve Holden (Gardena, Calif)
18.7 *Rod Milburn (Clark, Opelousas, La)
18.7 Charles Rich (Washington, Los Angeles)
18.8 Earl Adkins (Locke, Los Angeles, Calif)
18.8n Kirk Davis (Berkeley, Calif)
18.8n Rod McNeil (Baldwin Park, Calif)
18.8 Dan Redfearn (San Juan, Citrus Heights, Ca)
18.8 Bob Stockton (Poly, Long Beach, Calif)

18.9 Doug Dickinson (Newport News, Va)
18.9n Wayne Dillard (Castlemont, Oakland, Calif)
18.9 Lionel Lamb (Santa Barbara, Calif)
18.9 Mike Lucas (NE, Oklahoma City, Okla)
18.9 Bill Novo (Woodbridge, NJ)
18.9 Mike Strain (Conway, Ark)

Wind-Aided

18.6 Charles Rich (Washington, Los Angeles)
18.6 *Richard Wood (Estancia, Costa Mesa, Cal)
18.7 Earl Adkins (Locke, Los Angeles, Calif)
18.8 Zeke Bradley (Mann, Gary, Ind)

180 YARD LOW HURDLES (Turn)

18.9 Mark Bartoll (Moundridge, Kans)
19.1 John Morrison (Redford, Detroit, Mich)
19.2n Mike Whitfield (Jackett, Kalamazoo, Mich)
19.3 **Tinker Hatfield (Central Linn, Halsey, Ore)

Incomplete Wind Info

19.1 Ron Classen (North, Wheaton, Ill)

Wind-Aided

18.8 Jerry Wilson (Roosevelt, Fresno, Calif)
19.0n Dan Redfearn (San Juan, Citrus Heights, Ca)
19.1n John Bykowski (St Joseph's, Montvale, NJ)
19.1n Kirk Davis (Berkeley, Calif)

330 YARD INTERMEDIATE HURDLES

37.0 Joe Wylie (Henderson, Tex)
37.4 Mike Cronholm (Lake Highlands, Dallas)
37.5n Efern Gipson (Refugio, Tex)
37.6n David Morris (Victoria, Tex)
37.7n *Rod Milburn (Clark, Opelousas, La)
37.7 Spencer Thomas (Carver, New Orleans, La)
37.8 Artie Brown (Angleton, Tex)
37.8n Marvin Mills (Dunbar, Lufkin, Tex)
37.9 Gary Parades (Center, Kansas City, Mo)
38.0n *Frank Anderson (Westchester, Houston, Tex)
38.0 *David Stephens (Conroe, Tex)
38.2 Ron Washington (South Oak Cliff, Dallas)
38.2n *Gary West (Permian, Odessa, Tex)
38.3n Steve Cumley (Lee, Houston, Tex)
38.4n Joe Abitante (Catholic, Roselle, NJ)
38.4 *Joe Fierste (Edinburg, Tex)
38.4 Eric Hillaker (Arlington Hts, Ft Worth, Tx)
38.5n Steve Hartrick (Sterling, Baytown, Tex)
38.5 **Henry Sulak (Ganado, Tex)

440 YARD INTERMEDIATE HURDLES

52.7n Mark Low (Pomona, Cal)
53.2n Mike Cronholm (Lake Highlands, Dallas)

HIGH JUMP

7'3" Reynaldo Brown (Compton, Calif)
6'9³/₄" *Raymond Lisby (Las Vegas, Nev)
6'9³/₄" *Gayln Sweet (Octavia, Colfax, Ill)
6'9³/₄" Robert Joseph (Washington, Los Angeles)
6'9³/₄" Wayne Bradley (Muir, Pasadena, Calif)
6'9³/₄" Rick Fletcher (Hoover, Fresno, Calif)
6'9" *Jerry Culp (Oceanside, Calif)
6'9" **Randy Pulkerson (Santa Fe, SF Springs, Ca)
6'9" Sam Maxwell (Castlemont, Oakland, Calif)
6'9" Jim O'Brien (Stuart, Falls Church, Va)
6'9" Joe Bradley (Compton, Calif)
6'8³/₄" Dan Brooks (Whitman, Bethesda, Md)
6'8³/₄" **Rory Kotinek (Millikan, Long Beach, Calif)
6'8" Larry Barfield (Tahoma, Maple Vall, Wash)
6'8" Mike Bernard (San Diego, Calif)
6'8" Alex Booker (Chandler, Okla)
6'8" Steve Clark (North, Bakersfield, Calif)
6'8" Bill Ingram (Morningside, Inglewood, Cal)
6'8" Robert McAdoo (Smith, Greensboro, NC)
6'8" Larry Pressor (Berkeley, Mich)
6'8" Tom Roushey (West, Bridgewater, NJ)
6'8" Dave Russ (Garden Grove, Calif)

POLE VAULT

17'4³/₄" Casey Carrigan (Orting, Wash)
16'8³/₄" Steve Smith (South, Torrance, Calif)
16'7" Bob Pullard (Los Angeles, Calif)
15'8" Dave Roberts (Conroe, Tex)
15'6³/₄" Gary Dankworth (Reno, Nev)
15'6" Jim Lydon (San Mateo, Calif)
15'4" Jeff Swenson (Nicolet, Milwaukee, Wisc)
15'3¹/₂" Don Jenness (Marshall, Milwaukee, Wisc)
15'2¹/₂" Mario Ray (Chandler, Ariz)
15'1³/₄" Dick Martin (Lake Highlands, Dallas, Tex)
15'1³/₄" Dennis Gingrich (Rosemead, Calif)
15'1" **Tinker Hatfield (Central Linn, Halsey, Ore)
15'1" Barney Hess (Largo, Fla)
15'1" Sam Albanese (King City, Calif)
15'1" Jim Spears (Arvada, Colo)
15'1" Doug Updike (Carmel, Calif)
15'0" Neil Chapman (Warren, Downey, Calif)
15'0" Tim Hamilton (Ahlens, Tex)
15'0" Ed Lipscomb (Marshall, Portland, Ore)
15'0" Russ Royal (Prenont, Sunnyvale, Calif)

LONG JUMP

25'1 1/2"	Heulon Hewitt (Merced, Calif)
25'1 1/4"	*James McAllister (Blair, Pasadena, Calif)
25'0"	Oscar Wallace (Alton, Ill)
24'11"	Fred Samara (Ft Hamilton, Brooklyn, NY)
24'9"	*Gene White (Bristol, Pa)
24'5 1/2"	Spencer Thomas (Carver, New Orleans, La)
24'4 1/2"	**Greg Flippen (Riverhead, NY)
24'4"	Wayne Kinney (Duncan, Okla)
24'3 1/2"	Golden Richards (Granite, Salt Lake City)
24'3 1/4"	Marvin Brown (Sam Houston, San Antonio)
24'2 3/4"	James Allen (Tulare, Calif)
24'2 1/2"	Flenard Grisby (Pueblo, Tucson, Ariz)
24'2"	Phil Lesk (Moody, Corpus Christi, Tex)
24'1 3/4"	Danny Brabham (Roswell, NM)
24'1 1/2"	Prentice McCray (Edison, Stockton, Calif)
24'1 1/4"	Charles Stidham (Crozter Tech, Dallas, Tex)
24'1 1/2"	Doug Dickinson (Newport News, Va)
24'1 1/4"	Terry Metcalf (Franklin, Seattle, Wash)
24'0"	Ray Estelle (West Haven, Conn)
24'0"	Greg Washington (Trimbale Tech, Ft Worth)

Incomplete Wind Info

24'1" Steve Holden (Gardena, Calif)

Wind-Aided

25'6"	Heulon Hewitt (Merced, Calif)
24'8"	Terry Metcalf (Franklin, Seattle, Wash)
24'6"	Danny Colbert (South Oak Cliff, Dallas, Tex)
24'4 1/2"	Roger MacDonald (Clinton, Bronx, NY)
24'3 3/4"	Alvin Bunn (McLane, Fresno, Calif)
24'1 1/4"	Troy Lyons (Cathedral, Los Angeles, Cal)
24'1"	**Gerald Singletary (Garfield, Seattle, Wash)

TRIPLE JUMP

50'10"	Zack Gillon (Peekskill, NY)
50'8 1/2"	Spencer Thomas (Carver, New Orleans, La)
50'3 1/2"	**Dave Tucker (San Joaquin, Fresno, Calif)
49'3 1/2"	Harry Freeman (Santa Clara, Calif)
48'11 1/2"	Tony Delgado (Mt Pleasant, Schenectady, NY)
48'9 1/2"	Darryl Kelley (Denham, Hampton, Va)
48'8"	Doug Dickinson (Newport News, Va)
48'6 1/2"	Len Turner (Dunbar, Dayton, Ohio)
48'6"	Barry McClure (Carrollton, Ga)
48'5 1/2"	Maurice Peoples (GAR, Wilkes-Barre, Pa)
48'5"	Howard Corwin (Long Beach, NY)
48'3"	*Gene White (Bristol, Pa)
48'2 1/2"	Doug Smith (South, Bakersfield, Calif)
48'2"	*Ulysses Walker (New Castle, Pa)
47'11"	Rod Udey (Capertino, Calif)
47'7 1/2"	*Ernie Lopez (Central, Fresno, Calif)
47'7 1/4"	Mike Obrofta (McGill, Mobile, Ala)
47'5"	**Ken McBride (Mt Vernon, NY)
47'4 1/2"	Andrew McKay (Greenville, Hammond, La)
47'4 1/4"	Gerald Lytle (Whittman, S Huntington, NY)

Incomplete Wind Info

47'10 1/2" Ernie Pearce (Corcoran, Calif)

Wind-Aided

50'11 1/2"	Zack Gillon (Peekskill, NY)
50'7 1/2"	Harry Freeman (Santa Clara, Calif)
50'1 1/2"	Len Turner (Dunbar, Dayton, Ohio)
49'1"	Andrew McKay (Greenville, Hammond, La)
48'1 1/2"	Chris Moulton (Hill, San Jose, Calif)

SHOT PUT (12 lb)

60'2 1/2"	*Jesse Stuart (Glasgow, Ky)
67'11 1/2"	Don Randell (Sunset, Dallas, Tex)
64'9"	Sam Cunningham (Santa Barbara, Calif)
64'6 1/2"	Kerry Eskeli (Serra, Gardena, Calif)
64'3 1/2"	Donald Phillips (Washington, Indianapolis)
63'9"	Joe Naughton (Weston, Mass)
63'6"	*Steve Adams (St Joseph's, Montvale, NJ)
63'4"	John Hannah (Albertville, Ala)
63'2 1/2"	Mike Marks (Richardson, Tex)
62'11 1/2"	*Millard Neely (Brackentridge, San Antonio)
62'3"	Mel Taylor (Hartford, Conn)
62'2 1/2"	*Billy Joe Winchester (Mt Miguel, SpVall, Ca)
62'2"	Greg Buys (Kennett, Mo)
62'1"	George Amundson (Central, Aberdeen, SD)
61'11"	Steve Lauriano (Lakewood, Calif)
61'6"	Al Dalerio (Clovis, Calif)
61'5"	Larry Jones (Taylor Center, Taylor, Mich)
61'1 1/2"	*Joe Zelezniak (Mt Pleasant, Schenectady, NY)
61'1"	Carl Hesse (East, Sioux City, Ia)
61'1/2"	*Randy Withrow (Pasadena, Calif)

SHOT PUT (16 lb)

59'10 1/2"	*Jesse Stuart (Glasgow, Ky)
57'1 1/2"	Don Randell (Sunset, Dallas, Tex)
51'7"	Kerry Eskeli (Serra, Gardena, Calif)
51'6"	Mike Marks (Richardson, Tex)

DISCUS THROW (3 lb, 9 oz)

211'4"	George Amundson (Central, Aberdeen, SD)
195'4"	Tom Birtwhistle (Gunn, Palo Alto, Calif)
192'8"	Russ Frame (Union, Nj)



Craig Stiles has a lot to point for in his javelin throwing future. Here he's displaying the style that got him a 242'7" toss at age 16. That's an age and sophomore record.

190'4"	Gary Butler (Conroe, Tex)
189'11"	Fryor Nunn (Coronado, El Paso, Tex)
189'2"	Mel Taylor (Hartford, Conn)
189'1"	Jon Gledhill (Pacific, San Leandro, Calif)
189'0"	*Chris Adams (Los Altos, Calif)
188'10"	Charles Calhoun (Howell, Farmingdale, Nj)
188'3"	*Gary Kellogg (Scottsbluff, Nebr)
186'2"	Steve Gunzel (Palo Verde, Tucson, Ariz)
185'7"	*Mike Davis (Hillsdale, San Mateo, Calif)
184'2"	Larry Foster (Lafayette, Lexington, Ky)
183'3"	Pete Droissigacker (Amity, Woodbridge, Ca)
182'5"	Bruce Hogan (Seabreeze, Daytona Beach, Fl)
182'1"	Mike McCourtie (Othello, Wash)
181'10"	Dennis Briggs (Seminole, Tex)
181'2"	John Hannah (Albertville, Ala)
181'1"	Mark Douglas (Sequoia, Redwood City, Cal)
180'11"	Dennis Howell (Jefferson, Port Arthur, Tex)

DISCUS THROW (4 lb, 6.4 oz)

150'11"	*Billy Joe Winchester (Mt Miguel, SpVall, Ca)
149'9"	Steve Dougherty (Mt Miguel, Spring Vall, Ca)

HAMMER THROW (12 lb)

196'2"	Manny Rosa (Hope, Providence, RI)
196'0"	Tod DeMars (Classical, Providence, RI)
193'4"	Doug Greenwood (Hotchkiss, Lakeville, Conn)
181'3"	*Kenneth Zuckerman (Hope, Providence, RI)
175'0"	***Anthony Strakaluse (RI Deaf, Providence, RI)
171'2"	Tom McAvity (Andover Ac, Andover, Mass)
168'11"	Al Kirkland (New Britain, Conn)
168'2"	*James Berrien (Choate, Wallingford, Conn)
167'3"	Don Kavanagh (LaSalle, Providence, RI)
164'6"	Sullivan (LaSalle, Providence, RI)

JAVELIN THROW

244'7"	Jim Pearce (North, Shawnee Mission, Kans)
242'7"	**Craig Stiles (Malta, Mont)
239'4"	Ray Mushanski (Ambridge, Pa)
231'5"	George Stevens (Del Norte, Albuquerque)
229'4"	Mike Daniels (Central Linn, Halsey, Ore)
229'3"	*Bob Obce (Wyandotte, Kansas City, Kans)
228'2"	Henry Saatangini (Classical, Providence, RI)
224'0"	**Richard George (Millard, Pillmore, Utah)
222'9"	Greg Geraci (Winslow, NJ)
220'8"	Fred DePalma (Penas Grove, NJ)
219'3"	Gary Melcher (Marion, Kans)
214'6"	Bill Hickey (LaSalle, Providence, RI)
216'10"	Bill McPherson (Arlington, Wash)
216'2"	Dave Andrews (Toit, Carnation, Wash)
215'11"	Don Reeves (Clatskanie, Ore)
215'6"	Steve Cardullo (East, Cranston, RI)
215'6"	Randy Spears (Granger, Utah)
214'8"	**Don Cliver (Central Linn, Halsey, Ore)

214'5" Tom Kramer (Langley, Wash)

DECATHLON

6734	Fred Samara (Ft Hamilton, Brooklyn, NY)
5997	*Konny Kring (Santa Maria, Calif)
5972	Bruce Miller (Haverford, Havertown, Pa)
5884	*Barry Schur (Palo Verde, Tucson, Ariz)
5851	*Mark Mundschein (Haverford, Havertown)
5377	Bruce Hawkins (Arcadia, Phoenix, Ariz)
5118	Mike Sparger (McDevitt, Wynocote, Pa)
5076	Steve Ostergren (Camelback, Phoenix, Ariz)
5050	Mike Nickisch (Bourgade, Phoenix, Ariz)

440 YARD RELAY

40.7	Lincoln, Dallas, Tex
41.1a	Wheatley, San Antonio, Tex
41.2	Palo Verde, Amarillo, Tex
41.2a	South Oak Cliff, Dallas, Tex
41.3	Kirkpatrick, Fort Worth, Tex
41.4	Edison, Stockton, Calif
41.5	Estacado, Lubbock, Tex
41.5	Los Angeles, Calif
41.5a	Worthing, Houston, Tex
41.6	Boys, Brooklyn, NY
41.6	Elmore, Houston, Tex
41.6	Lincoln, San Diego, Calif
41.6	McKinley, Baton Rouge, La
41.6	Washington, Houston, Tex
41.7	Hobbs, NM

880 YARD RELAY

1:26.1	Killian, Miami, Fla
1:26.7	Anderson, Austin, Tex
1:26.7	Worthing, Houston, Tex
1:26.8	Boys, Brooklyn, NY
1:26.8a	Coral Gables, Fla
1:26.9	McKinley, Washington, DC
1:27.0a	Elmore, Houston, Tex
1:27.3	Central, Kansas City, Mo
1:27.5	Northwestern, Miami, Fla
1:27.6	McKinley, Baton Rouge, La
1:27.6	Opelousas, La

ONE MILE RELAY

3:11.8	Killian, Miami, Fla
3:13.3	Wheatley, Houston, Tex
3:14.9a	Wheatley, San Antonio, Tex
3:15.1	Centennial, Compton, Calif
3:15.2	Los Angeles, Calif
3:15.5a	Worthing, Houston, Tex
3:15.6a	Memorial, Houston, Tex
3:16.0a	Hillcrest, Dallas, Tex
3:16.2a	Conroe, Tex
3:16.2a	Dorsey, Los Angeles, Calif
3:16.5a	Burges, El Paso, Tex
3:16.6	Abington, Pa
3:16.6a	Boys, Brooklyn, NY
3:17.0	Fordham Prep, Bronx, NY
3:17.0	Northside, Fort Smith, Ark

TWO MILE RELAY

7:40.8	Power Memorial, New York, NY
7:44.0	El Cerrito, Calif
7:43.0a	State College, Pa
7:48.4a	Molloy, Jamaica, NY
7:49.2a	Jamaica, Queens, NY

FOUR MILE RELAY

17:52.2	Point Loma, San Diego, Calif
17:53.8	Catholic, Roselle, NJ
17:59.2a	Monte Vista, Spring Valley, Calif
18:02.0	Elder, Cincinnati, Ohio
18:03.6	Freeport, NY

SPRINT MEDLEY RELAY

3:27.2	Catholic, Roselle, NJ
3:27.8	Memorial, Houston, Tex
3:28.1	Central, Kansas City, Mo
3:28.3	Wheatley, Houston, Tex
3:28.4	Los Angeles, Calif

DISTANCE MEDLEY RELAY

10:16.2	Rice, New York, NY
10:16.8	Barlingame, Calif
10:18.4a	St Peter's, Staten Island, NY
10:19.2a	Catholic, Roselle, NJ
10:19.2a	Power Memorial, New York, NY

HIGH HURDLE RELAY

59.8	Dulaney, Lutherville Timonium, Md
60.5	Gunn, Palo Alto, Calif
61.2	Pittsburg, Calif
61.2	Scotch Plains, NJ
61.4	Carver, New Orleans, La
61.4	Woodbridge, NJ

BILL PERRIN'S EXERCISE & SIMULATION UNITS

(A New Concept in Progressive Resistance Training)



EXERCISE & SIMULATION UNITS • Built for safety, strength & durability • Rubber cable is 7' long, 1/2" diameter, 2000 lb. tensile strength at 850% elongation, weighs less than a pound • All advantages of weights & springs & pulleys without the bulk, expense & storage problems • 27 different exercises and muscle groups.

ADVANCED UNIT CORRECT-O-SIZER (\$10.00) includes book of exercises & instruction with 50 photos, stretch hose, two lifting bars.

BASIC UNIT CORRECT-O-SIZER (\$5.00) includes book and hose.

"Bill Perrin has been way ahead of his field in the development and use of isotonic equipment for perfecting and teaching athletic skills. Many of his theories have been adopted by others, and this fact alone speaks for the soundness of his thinking." John L. Griffith, Editor, Athletic Journal.



PROVEN AS EFFECTIVE AS WEIGHT TRAINING IN RECENT INDIANA UNIVERSITY STUDY

Fiber Glass Pole Vault Trainer - \$24.95

plus \$1.50 postage



Sprinting Trainer
Track & Football, (\$12.50) Book, two foot harnesses attached to 7' stretch hose & door or structure attachment.

"Bill Perrin's training device to mimic the sensation of "sinking" encountered when the fiberglass pole bends, is the most practical, unique, realistic and timely training aid introduced to the science of pole vaulting in the last 20 years."

—Dr. R. V. Gansien
Author *Mechanics of the Pole Vault.*

START YOUR VAULTER EARLY

Trainer can be secured indoors or outdoors on climbing rope, high bar, back board supports or football goal posts.



Recommended in *Track Technique.*

Used by many of the World's Top Vaulters, in U.S.A. and overseas.

Excellent for fall and winter training.

Vaulter is forced to use the correct body mechanics to get vertical lift.

Rubber section has tensile strength of 4000 lbs.

Can be adjusted for more or less sinking sensation.

Vaulters overcome fear of the sinking sensation.

F. G. P. V. T. comes complete as shown in above photo, plus drills, instructions and 12-page coaching guide for Fiber Glass Pole Vaulting.

For Fall and Winter Training for Track & Field

BILL PERRIN'S ATHLETIC PRODUCTS are now used by over 1000 universities, colleges, high schools and junior highs.

A partial list: Auburn, Arizona St., Arkansas, Cal Poly, California, Fresno, Occidental, Sacramento, San Jose, Univ. of Southern California, Colorado State, Colorado, Coast Guard Academy, American U., Florida, Indiana State, Indiana, Purdue, Naval Academy, Minnesota, Missouri, Nevada, Army, Duke, Baldwin Wallace, Kent State, Miami, Ohio State, Ohio, Oregon, Penn State, Pittsburgh, Villanova, Brown, Tennessee, Abilene Christian, Baylor, Utah, Wisconsin, Wyoming, Alberta, British Columbia, Toronto, Pennsylvania, Cornell, etc., etc.

Also used in New Zealand, Iceland, Italy, Venezuela, Colombia, Argentina, West Germany, Thailand.

Recommended in these outstanding books:

• Dr. Ken Doherty's "Track & Field Movies on Paper," 347 Michigan Ave., Swarthmore, Pa.

• Dr. John T. Powell's "Track & Field Fundamentals for Teacher & Coach," Stipes Publishing Co., Champaign, Ill.



High Jump & Hurdle Trainer (\$10.00) Book, foot harness with ring attached to 7' stretch hose, plus door or structure attachments.



Take Off
Quickly raising both feet above head.



Sinking Sensation
Rubber stretches as vaulter assumes pre-pull position.



Catapult Action
Rubber returns as the vaulter extends body and feet.

"No vaulter who has ever used this device has ever been satisfied without it, as there is a direct carry-over in skill to vaulting with the fiberglass pole." Fred Wilt, Editor, *Track Technique.*

Presented at 1966 NCAA Clinic • Used at International Track & Field Coaching Schools & Clinics • Resistance can be quickly changed from a few pounds to several hundred pounds.

"These progressive resistance exercise and simulating units may be used for both weight training of any intensity and simulating various movements in throwing, jumping, and hurdling. This equipment has amazing versatility." Fred Wilt, Editor, *Track Technique*; Author, *How They Train & Run, Run, Run.*

Used by top four vaulters in 1968 Golden West Invitational.

Shot Put Trainer (\$12.50) Book, 16" ball attached to nylon rope and 4' stretch hose. End attachment consists of a series of 4 tying rings and 2" section of nylon rope.



Discus & Javelin Trainer (\$6.50) Book, 7' stretch hose attached to door or structure attachment.

VALUES & PRINCIPLES OF EXERCISE SIMULATIONS using rubber stretch hose and attachments to mimic skills involved in running, jumping, and throwing are: Most skills involve the proper use of linear and angular force and movements • When rubber stretch hose is secured at proper height, it becomes what we call a linear or angular resistance or both, depending on placement and skill being simulated • **All Muscles Pull**, therefore applying this linear and angular force against a linear and angular resistance forces the athlete to use and develop the exact muscle groups used in the skill being simulated, developing a true neuro-muscular pattern.

Send Check or Money Order to:
BILL PERRIN ATHLETIC PRODUCTS
P. O. Box 4242
Madison, Wisc. 53711
Phone: (608) 233-0555



Safe, durable, practical indoor track equipment made of tough plastic. Shot and discus can be thrown in gymnasium. Shot and discus also available in official Olympic women's weights. Indoor starting blocks give track men a head-start on spring practice. Accepted by coaches everywhere.

Write for *FREE* Catalog of Complete Line of Athletic Equipment.

HADAR MANUFACTURING CO.
HUMBOLDT, IOWA 50548

Canada's Greatest Indoor Meet!


8th annual Telegram-Maple Leaf Indoor Games

**THURSDAY FEB. 5,
1970**

1969 attendance: 15,137. 11-lap track.
Smokefree arena: Maple Leaf Gardens

Athletes and coaches, write:

Meet Director: John Hudson 440 Front St. West,
Toronto 135, Ont., Canada. Tel. (416) 367-4798, (416) 447-0074



CATA-POLE

- The World Outdoor Record Set On CATA-POLE
- The World Indoor Record Set On CATA-POLE
- The World Interscholastic Record Set On CATA-POLE
- The National Interscholastic Record Set On CATA-POLE
- The Olympic Record Set On CATA-POLE

PACER AMERICAN, INC.

A Subsidiary of Pacer American

10723 SO. PAINTER AVENUE • SANTA FE SPRINGS, CALIFORNIA 90670
TELEPHONE (213) 941-0316 TELEPHONE (213) 941-5366



WINNERS ALL THE WAY!

7th Edition

Cretzmeyer-Alley-Tipton

Bresnahan and Tuttle's TRACK AND FIELD ATHLETICS

For more than 30 years, this book has been the "bible of track and field athletics" for coaches and athletes alike! Authoritative discussions show you modern techniques for optimum performance in track and field events: they consider such vital factors as training, selection of equipment, care of injuries, and errors to avoid. Its scientific approach includes current research on the value of the "warm-up", determination of "normal weight", fluid consumption in training, and physiology of exercise. It notes recent rule changes and modern terminology.

By FRANCIS X. CRETZMEYER, M.A., LOUIS E. ALLEY, Ph. D., and CHARLES M. TIPTON, Ph. D. 1969, 7th edition, 317 pages plus FM I-X, 7" x 10", 181 illustrations. Price, \$7.75.

New 2nd Edition!

Wakefield-Harkins-Cooper

TRACK AND FIELD FUNDAMENTALS FOR GIRLS AND WOMEN

Track and field competition for girls and women is rapidly expanding! The new 2nd edition of this popular book provides completely current information on training and techniques for all running, jumping, hurdling, and throwing events in which they now take part. A completely new chapter gives practical advice on how to start a track and field program. Wide-ranging new material includes insight into the psychology of learning, new methods of baton exchange, pentathlon competition, the training of officials, and results of the 1968 Olympics.

By FRANCES WAKEFIELD, M.S., and DOROTHY HARKINS, Ed. D.; with JOHN M. COOPER, Ed. D. February, 1970. 2nd edition, 264 pages plus FM I-X, 7" x 10", 84 illustrations. About \$8.50.

MOSBY

TIMES MIRROR

THE C. V. MOSBY COMPANY
3207 WASHINGTON BLVD.
ST. LOUIS, MISSOURI 63103

News Round-up

Top form arrived early for Willie Davenport, John Carlos and a half-dozen or so others who've contributed most to the new indoor season. Davenport tied the 60- and 40-yard high hurdle marks on successive nights in mid-January then lost his 18-meet winning streak to Gary Power. In a copy of his 1969 CYO race, Carlos again matched the world 60 record at that meet. The same weekend, Carlos' running mate Kirk Clayton lowered the 50 mark to 5.0. The 1000 sizzled, with Ralph Doubell doing 2:06.5, Juris Luzins and Mark Winzenried 2:08.1, and Jozef Plachy 2:08.5. John Lawson upset Kip Keino with a 4:00.6 mile at I.A. Reynaldo Brown already has four seven-foot high jump clearances, topped by 7'2", and Sam Caruthers twice has vaulted 17'0"--beating Bob Seagren with one of them.

US Highlights

Saskatoon: Evans Dashes 1:10.9 on Tiny Oval

Saskatoon, Saskatchewan, Dec. 29-30 (from Lyle Sanderson)--Lee Evans turned in a sparkling early season 600 clocking on the smallest track used on the North American invitational meet circuit during the Saskatoon K of C Games.

Evans, about to enter graduate school, toured the 12.8 lap-to-the-mile banked board oval in 1:10.9 before a slim crowd of 3250. But not until he recovered from a jostle with Tom Von Ruden at the start. He was prepared this evening after careening off the track the previous night in the 300, and he quickly regained his balance though he was still running fourth at halfway. He zip-ped past the classy field, which also included Carl Wood and Pat Collins, and blazed to a clocking that was only two-tenths away from the 12-lap track record and 1.8 under the meet standard. He later produced a 48.8 relay split.

Equally impressive was the 7'14" high jump clearance by Los Angeles City College frosh Reynaldo Brown, who was competing in his first-ever indoor meet after concentrating on basketball during the previous undercover campaign. None of the first three had any misses until the winning height, which separated Olympian Brown from the BYU contingent of Chris Celion and Ken Landmark who went 7'0" each. Rex Jordan finished fourth at 6'10".

Best result of the previous day's festivities before 2500 fans was Bob Seagren's 16'6 1/2" vault win. Relative newcomer Grant McLauren forced the pace in the two-mile, and then the Canadian jumped favorite Jack Bacheler and produced a 60.8 final quarter for the 8:52.0 personal record and triumph. The tall American managed 8:55.4 as Dave Ellis trailed in 9:01.0.

Other highlights: 800m, Willie Turner (Ore St) 35.7, 600, 2. Wood 1:11.8; 3. Von Ruden 1:12.2, 680, John Lilly (Ore St) 1:56.0. Mile, John Mason (P Coast) 4:10.7, PV, 2. Sam Caruthers (San Jose St) 16' 1/2"; 3. Dick Railsback (Strid) 15'5". SF, Bruce Firmie (Legion) 57'3".

All-American: Winzenried Fast, Competitive

San Francisco, Calif., Jan. 3 (by Jon Hendershott)--Mark Winzenried's front-running, Reynaldo Brown's powerful jumping, John Carlos' raw strength sprinting, Willie Davenport's fluid hurdling and Dave Murphy's surprising shot-putting at the seventh annual All-American Games resulted in some mighty fine performances for the decade's first indoor meet, witnessed by 9343 fans.

Winzenried's recent 1:50.7-4:01.9 880-mile double proved the Wisconsin junior was in shape but as he said, "I hadn't worked out since then and I thought I would be either well-rested or completely flat. When I heard the gun, though, I decided to go." And go he did, pulling Juris Luzins and Czech Jozef Plachy with him through sizzling splits of 54.8 and 1:52.1 before pulling away for a 2:08.1 triumph, three-tenths off the American record. Plachy was four-tenths back while Luzins followed in 2:08.8. Winzenried collected athlete-of-the-meet honors for his boldness.

Young Reynaldo Brown lifted himself over 7'2" to top veterans Otis Burrill and come-backing John Rambo at 7'1". Rey had three good tries at an American record 7'3 1/2" and the high school record holder, now at Los Angeles CC, was hot all night, getting everything up to 7'2" on his first effort.

John Carlos, representing--officially--the "Harry Lundberg School of Seamanship at Piney Point, Maryland", proved to be the fastest sailor on land as he rolled to a 6.0 60-yard dash win and came back for a \$1.5 300 title. He had to pour on the power in the shorter sprint, however, to edge Earl Harris' six-flat. Willie Davenport, similarly, flitted over the 60 highs with his usual grace, but unusual ferocity to edge Gary Power's power, 7.0 to 7.1.

Lee Evans used his power in more ways than one to even his record with Curtis Mills at 1-1 in the 440. Blazing out from the start, Lee nudged Mills around a turn and sent the Texas A&M outdoor record holder high up on the lip of the track. But Mills came back with his long strides to pressure Lee at the tape and finish two-tenths back of Evans' 48.6.

Southern-Cal's Dave Murphy, a 60'7" performer before tonight, shot up to 63'2 1/2" for the win, producing four efforts over his previous best. His series read: 63'2 1/2", 61'11 1/2", 62'9 1/2", 62'2 1/2", f. t. Another young surpiser, Sam Caruthers, upset Bob Seagren at Bob's own game--and with Bob's rules too. Sam's first-ever 17'0" vault defeated Seagren's identical clearance in the competition which saw each vaulter take a total of six jumps at heights of his choosing. Seagren had no other clearance but Sam cleared 16'0" initially and that proved his winning margin under the special rules.

Bill Toomey proved to just as unbeatable indoors as out, totaling 3995 points in a special pentathlon. Bill recorded a 23'6 1/2" long jump, 6.4 60-yards, 6'6" high jump, 44'10" shot put and 50.3 400-meters to handily beat lanky George Pannel, 3581, training-mate Barry King, 3506, and John Warkentin, 3360. Russ Hodge and Rick Sloan did not finish.

Kerry Pearce never gave Steve Prefontaine a chance to make the two-mile close as the Aussie took the lead after a lap and never let up, finishing in 8:39.4

Sam Caruthers is leaping brother Ed's shadow quickly with efforts like this--his first 17'0" vault in the All-American Games. He again vaulted that high a week later. (Photo by Judge Maeberry of the Sun-Reporter)



to Pro's 8:46.8.

Other highlights: 600, Ron Whitney (Strid) 1:11.3; 2. Bill Wehrwein (Mich St) 1:11.3. Mile, John Mason (P Coast) 4:06.1. 60HF, 3. Herman Franklin (San Cal) 7.1. Heats: H-1, Davenport 7.1; 2. Caruthers 7.2. HJ, 5. Dick Fosbury (Ore St) 6'8". LJ, Henry Hines (Strid) 24'8 1/2". TJ, Mohinder Gill (Cal Poly/SLO) 50'5 1/2";... 3. Art Walker (Strid) 48'10 1/2". SF, 2. Bruce Wilhelm (Athens) 63' 1/2"; 3. Steve Wilhelm (Kans) 60'1 1/2"; 4. John Van Reenen (Wash St) 58'11 1/2"; 5. Karl Saib (Kans) 58'10 1/2". MileR, Hayward State 3:23.5 (Don Webster 48.8).

CYO: Davenport, Carlos Get Tying 6.8, 5.9

College Park, Md., Jan. 9 (from George Grenier and Bob Hersh)--Speed was on display at the third running of the CYO National Invitational before 9514 fans at the University of Maryland fieldhouse. The sprinters and quarter-milers apparently found the new Pro-West (of Albuquerque) plywood surface that came with the switch of venue to their liking as fine sprint and mile relay clockings were recorded. Over the longer distances, the lack of early season conditioning and the short straights and sweeping turns which make positioning difficult were the likely causes of the slow times.

Willie Davenport won the Outstanding Athlete award for his global record matching 6.8 in the 60 highs as he beat an Olympic class field of Leon Coleman and Ery Hall by a tenth.

John Carlos overcame the difficulties of the bunched indoor start to nip Ivory Crockett with a 5.9 to tie the world record. For some unexplained rea-

Lee Evans (right) prepares to bull through a less-than-adequate opening en route to his All-American Games 440 victory over his NCAA conqueror Curtis Mills. Lee knocked Mills all but off the track on the upcoming first turn, then held off the green indoor runner's late charge, 48.6 to 48.8. (Photo by Jeff Kroot)



son, Crockett was given 6.1. Carlos, under the protective wing of Pappy Gault, is eyeing a pro football contract. Presumably, Gault's experience in boxing negotiations will help Carlos.

Times of 3:15.2, 3:16.6 and 3:16.1 in the mile relay are remarkable for this early in the season. Unfortunately, they came in separate races. Adelphi, with some good armory running under its belt, started the ball rolling with a 3:16.6 on the strength of two fine legs by the McPherson brothers, Bill (49.1) and Clyde (47.8 anchor), with the next team seven seconds back. Villanova wiped that short-lived meet record from the books with a 3:15.2. Larry James asked meet officials the time of Clyde McPherson's leg before his relay stint. James then anchored Villanova with a 47.4, four-tenths better than Clyde. In the final relay of the night, Sports International picked up a two-second lead on the first two legs and held it for the next two over the Philadelphia Pioneers to win, 3:16.1 to 3:18.0.

In the mile, Marty Liquori, recovering from the effects of a kidney infection, appeared to be running only for a place. But when John Mason fell at the start of the last quarter, Liquori saw he had a chance to overhaul the inexperienced miler Juris Luzins in spite of being 20 yards back. In a final surge in the last short straight, Liquori went ahead to nip Luzins on the mild 59-second final quarter by Marty.

On the field, lack of early season conditioning seemed to be a factor with poor timing. The Fosbury Flop flopped as the Olympic champ only made 6'6" and went out at 6'8" in the high jump won by Frank Costello at 6'10" on fewer misses.

Other highlights: 60 Heats: I-1, Carlos 6.1, II-1, Ivory Crockett (Sa III) 6.0, III-1, Wilbur Smith (Amer U) 6.0. 500, Ed Bowie (Md) 56.9; 2, Hardec McAlhany (Tenn) 57.2; 3, Bill Barrow (Geotwn) 57.2; 4, Jim Burnett (Phla PC) 57.5. 600: Audry Hardy (Tenn) 1:11.3. 880, Jozef Plachy (Czech) 1:53.2; 2, Tom Von Ruden 1:53.4; 3, Frank Murphy (NYAC) 1:53.4. Mile, Liquori 4:05.5; 2, Luzins 4:05.7. 2 Mile, John Lawson (P Coast) 8:47.2; 2, Jack Bachelor (Fla TC) 8:48.4; 3, Jerry Richey (Pitt) 8:49.0; 4, Dick Buerkle (Vill) 8:50.4; 5, Ramon O'Reilly 8:51.2; 6, Bill Reilly 8:52.8. 60HH, 4, Bill High (Tenn) 7.1; 5, Rod Milburn (Sn/P) 7.2. Heats: I-1, Davenport 7.0, II-1, Coleman 6.9. HJ, 2, Eric Howard (Morgan St) 6'10"; 3, Ron Jourdan (Fla) 6'10"; 4, Bryant Salter (Pitt) 6'10"; 5, Joe David (Md) 6'10". PV, Steve Owens (Tenn) 16'0". SP, John Stuart (Ky) 58'2"; 2 MileR, Florida 7:41.2.

Massachusetts KC: Davenport Bags Another

Boston, Mass., Jan. 10 (by Bob Herish)--In recent years, the Massachusetts Knights of Columbus meet has sustained national interest by being the first major invitation meet of the eastern indoor season. But unusually lackluster competition at tonight's 44th annual edition combined with inevitable comparison with yesterday's outstanding meet in College Park, Md., to produce an artistic failure of sufficient dimension to raise serious questions as to the meet's future status.

The best races of the evening were the 1000 and the mile. The latter was won by Sam Bair, who let the field get 25 yards ahead of him before making his move in the last quarter. With a 58.3, the diminutive miler made up the ground and overtook Alan Robinson in the last 10 yards for a 4:06.2 victory. Jozef Plachy of Czechoslovakia was passed by Keith Colburn with a lap to go in the 1000, but powered past the Harvard senior on the final straightway to take his second race in two nights. Plachy (2:09.7) and Colburn (2:09.9) were followed by distance ace Art Dulong (2:10.5) and Peter Scott (2:11.7).

Excellent performances were registered by Hal Connolly, whose unexpected appearance at the afternoon field events at Northeastern yielded a fine toss of 69'10" in the 35-lb. weight. Willie Davenport tied his second American high hurdle record in two nights--this time with 5.3 for 45-yards--in beating Leon Coleman, Rod Milburn and Erv Hall. This ran Willie's victory streak to 15 finals.

The attendance of 8700 may have been enough to ensure the renewal of this financially troubled meet next year. But after sitting through this evening's events, one must wonder whether many people will return to see it.

Other highlights: 50, Ivory Crockett (Sn III) 5.3. 440, Walt Fitzpatrick (NYAC) 50.2. 500, John Gillis (Harv) 58.8. 600, Larry James (Vill) 1:11.2. 880, Dave Elliot (Harv) 1:55.7. Mile, 2, Robinson 4:06.4. 2 Mile, Jack Bachelor (Fla TC) 8:52.0. HJ, Ron Jourdan (Fla) 6'10". . . 3, Dick Fosbury 6'7". PV, Steve Smith (Sn Cal/P) 16'0"; 2, Bud Williamson (Md) 16'0". LJ, Court Cosenza (RI) 22'5". SP, Andy Kenney (NEA) 56'2". 35Wt, 2, Andy Yuen (Strid) 62'1"; 3, Wayne Pangburn (Strid) 60'3". Col MileR, Villanova 3:20.3 (James 50.4 leadoff). Club MileR, Philadelphia PC 3:18.5. 2 MileR, Manhattan 7:39.8.

Calgary Stampede: Clayton 5.0, Caruthers 17'0"

Calgary, Alberta, Canada, Jan. 10 (from John Mayell)--For just short of 31 years, Barney Ewell's world indoor 50-yard mark had stood, battered but unbroken. Four other runners had run 5.1 on five occasions for track's shortest dash, but none had gone faster until tonight. Kirk Clayton of San Jose State burned through the string in 5-flat after a quick trip down the fast straightaway at the Stampede Corral. Clayton, who'd gotten his previous best of 5.2 several years back, needed his world record to beat two hot pursuers who themselves tied the old mark. Oregon State's Ernie Smith--Tommy's brother--came in barely ahead of Washington State's Park Eng. Neither has broken 9.5 in the outdoor 100.

The Stampede City International meet provided a setting where Sam Caruthers and Reynaldo Brown continued pleasant habits. Caruthers vaulted 17'0" for the first time a week ago. He repeated here, his 17-footer beating Finn Altri Alarom by a foot. To his week-to-week progression of 7'1 1/2" and 7'2", Los Angeles CC freshman Brown added a 7'1" win tonight. Both Chris Cellon and Swedish BYU teammate Kenneth Lundmark got 7'0" for the second time this season. Ernie Smith, who has hurdled little since high school, matched the season's best in the 50-yard highs with 6.0. Caruthers doubled with a second-placing 6.1.

Other highlights (12 1/2-lap track): 300m, Rick Bell (Sask) 37.5; 2, B.

Smith 37.7; 3, Clayton 37.9. 500m, Pat Collins (Ore St) 1:07.7. Mile, Steve Bergeson (BYU) 4:22.4. 2 Mile, Sam Francis (BYU) 8:25.6. PV, 3, Denis Walp (Ore St) 16'0". SP, Bruce Pirnie 55'10".

Sunkist: Doubell's 2:06.5 Leads Quick Field

Los Angeles, Calif., Jan. 17 (from Jack Shepard)--Visiting athletes experienced a mixture of results during the Sunkist (formerly Los Angeles) Invitational, and the blend of performances by such people as Ralph Doubell, Kip Keino and Ian Stewart provided a good evening of track for the 10,000 fans at the Sports Arena.

Doubell carried on the tradition of fast board-track middle distance racing that he and other Australasians established. His 1000-yard tussle with Juris Luzins (a Germany-born American), Kenth Andersson (a Swede) and Naftali Bon (a Kenyan in his first indoor race) made for the hottest mass race of the meet. They weren't much more than a yard apart through a Luzins-led 54.5 quarter and a half Doubell and Luzins passed side-by-side in 1:52.2. From there, the Australian Olympic champ simply powered away. He finished with 2:06.5, second only to the 2:06.0 Peter Snell ran on this track eight years ago. Though well-beaten, Luzins and Andersson got solid times of 2:08.1 and 2:08.8. Unfamiliarity with the tight turns dropped Bon down to 2:10.5 in the late drive. Doubell commented that he was "surprised at the time since I was running only to win against Bon and Luzins. I'm quite pleased."

Keino didn't disappoint anyone, despite losing. Kip planned to blast through a fast second half in the mile. After reaching the 580 post in 2:02.7, with John Lawson, John Mason and Sam Bair all close by, Keino roared his third quarter at the unheard of indoor rate of 57.0. He didn't actually fold after that, but when Lawson began chipping away at the 20-yard lead, the Kenyan couldn't respond. Lawson caught him 15 yards from the tape, flying jubilantly into it at 4:00.6. Keino was a tenth back, Mason ran 4:01.7 and Bair 4:04.6.

The other featured non-American, European 5000 winner Ian Stewart of Great Britain, burst away from New Zealander Rex Maddaford halfway through the two-mile. Ian was 14 seconds clear of the field when he finished his 8:41.2 race. Maddaford slipped to fifth, with 9:06.6.

Gary Power said he was confident before the 60-yard high hurdles that he could beat Willie Davenport. Considering Davenport hadn't lost in 18 finals stretching back to 1968, Power might have been called a dreamer. Gary leaped to a two-foot lead by the first hurdle and held it. He beat the multi-world record holder clearly, 7.0 to 7.1. In Willie's defense, though, it must be mentioned that he arrived at the Arena only 15 minutes before the race and ran rather lethargically on a mini-warmup.

The best action on the field involved the high jumpers and vaulters. Otis Burrell dealt Reynaldo Brown his first loss this season, jumping 7'1". But Reynaldo made it four meets in a row at seven-foot or better with exactly that mark. With little pressure on him, Bob Seagren won the vault at 17' 1/2" from Dick Railsback (16'6").

Fields in all events were without NCAA-eligible collegians. The meet wasn't NCAA-USTFF sanctioned and thus lacked the attractions of athletes from Southern Cal, UCLA and other local schools.

Other highlights: 60, John Carlos (Seamanship School) 6.0; 2, Warren Edmonson (Merrin JC) 6.1. 600, Loc Evans 1:11.3; 2, Len Van Hofwegen (Strid) 1:11.5. 2 Mile, 2, George Scott (P Coast) 8:55.8. 60HH, 3, Rod Milburn (Sn/P) 7.3. HJ, 4, John Rambo (P Coast) 6'8". LJ, Darrell Horn (Athens) 25' 1/2". 2, Henry Hines (Strid) 24'9"; 3, Gayle Hopkins (P Coast) 24'6"; 4, Bill Toomey (Strid) 24'1 1/2". SP, Bruce Wilhelm (Athens) 60'11 1/2"; 2, Ed Kohler (Strid) 60'2 1/2"; 3, Don Tollefson (P Coast) 59'9 1/2"; 4, Gary Ordway (P Coast) 58'1 1/2".

Willie Davenport (right) outstrains and outleaps Leon Coleman (center) and Rod Milburn for yet another world record--this one a mark-matching 5.3 for 45-yards at Boston. It came the night after his 6.8 for 60-yards at College Park, Md. (Photo by Jeff Johnson)



Cool mesh. No sweat. A Champion first.



Ancient Greek tracksters ran naked. Today, the coolest thing around is the Champion Nylon Mesh Track Jersey. Next-to-Nothing, of course.




The Champion Way. Cool. Next-to-Nothing.

Tough-tested in football jerseys, Champion nylon mesh has 65 tiny air vents per square inch. Perspiration evaporates faster. Reduces body heat. Lessens risk of heat injury.

A Champion first . . . to help you run first.

The nylon shell meet pant is another way Champion can help. Weighs next to nothing. Next-to-nothing freedom of leg movement. Slit sides. Reinforced crotch. Boxer style elastic waist. Non-absorbent, 100% 2-ply shell nylon.



For that warm feeling. Champion quality.

Nothing beats Champion quality and features—as in this new Champion 100% stretch nylon warm-up.

Nylon all the way. Fabric. Trim at neck, wrists, waist. Zippers—full length on the shirt; 12" on inside of pant legs. All nylon!

Make it distinctively yours with braid, lettering, etc. See the new 1970 catalog* for ideas.

**Ask for the new Champion catalog. Ask to see our salesman (he's a pro). It costs next to nothing . . . a 6¢ stamp.*

IT TAKES A LITTLE MORE
TO MAKE A

Champion

CHAMPION PRODUCTS, INC.

115 College Ave., Rochester, N.Y. 14607

The sky's the limit!

Every vaulter has aspirations of reaching new heights. Yet his training, physical prowess and mental capabilities will take him only so far. In the end, the difference is often fine equipment—like the Browning-Silaflex Sky Pole.

For the Sky Pole has proven to be the most precisely engineered, most efficient and safest vaulting pole ever devised. We've spent more than a decade improving and refining its structural qualities.

And whether your athletes are prep school beginners or world champions, there's a Sky Pole model to suit their exact requisites in flexural characteristics and lengths from 12 to 17 feet. How high can your vaulters go with a Sky Pole? The sky's the limit!

Enter our "Sky's the Limit" Achievement Award Competition.

You may already have a vaulter who qualifies. The following heights attained in sanctioned competition during 1970 qualify for handsome recognition lapel pins: 14 feet: Brushed Rhodium; 15 feet: Brushed Gold; 16 feet: Sterling Silver; 17 feet: Solid Gold; 18 feet: Solid Gold with Diamond. Entry blanks are available *at your nearest Browning-Silaflex Sky Pole Dealer.



Write for FREE colorful illustrated brochure containing complete information and specifications, plus an easy-to-follow "Sky Pole Selection Chart."

Browning Arms Co., Dept. D91, P.O. Box 500, Morgan, Utah 84050
In Canada: Browning Arms Co. of Canada, Ltd.
Copyright © Browning Arms Company 1970





Kip Keino gambled. He threw a daring 57.0 third quarter into his mile at the Sunksit Invitational and shook free from the field. Temporarily. Undismayed, John Lawson (left) ate back into the 20-yard lead and caught the Olympic champion shortly before the tape. Lawson is finishing his 4:00.6 race. Keino ran 4:00.7. (Photo by Don Chedez)

Prep Highlights

Dave White looks ready for some records this year. During December, the talented El Modena of Orange, Calif., senior ran back-to-back postal three-miles of 14:19.8 and 14:27.8 with just 30 minutes rest. Two week later, he ran a 8:39.8 two-mile to equal his career best. Also in December, 16-year-old

David Merrick (Lincoln-Way, New Lenox, Ill) clocked a swift 9:00.4 on a 260-yard Tartan track at Champaign.

The New York area has already seen some fine marks. At the Bishop Loughlin Games, Mike Keogh (Essex Catholic, Newark, NJ) was the two-mile winner in 8:14.4 and Steve Adams (St Joseph, Montvale, NJ) topped Gary Gubner's 10-year meet record (61'2") with a 61'7". Rice (New York, NY) senior Denis Fikes was the 1000 winner in 2:16.2, and then in January at the Iona meet, he won the mile in 4:15.9, third best flat-floor mark.

Mt. Vernon, N. Y., opened its season with a fast 1:31.1 880 relay on West Point's 300-yard track with state sprint champ Bill Collins anchoring in 21.0.

World Highlights

Some 270 distance runners ushered in the 1970s--or was it bid farewell to the 60s?--in the annual Sao Paulo, Brazil, "'Round the Houses' run at midnight, Jan. 1, 1970. Mexican Juan Martinez covered the five-mile plus course through the city street's in 24:02.4 for the win, ahead of England's Mike Tagg (24:08.6), Yugoslavia's Dana Korica (24:10.0) and Eamon O'Reilly of the US (24:17.0). The next day, O'Reilly won a 3000-meter track race in 8:41.6 ahead of Englishman Mike Wiggs, same time.

Other notable world performances: 20.4m by Paul Nash and 1:46.8m by Dicky Broberg in South Africa, the same two-lap time for Ralph Doubell, and an indoor 600-meter best of 1:17.7 by Britisher Martin Biltam. Other US placers in the Fukunaka Marathon, in which Ken Moore got a US best as reported last month, were Bill Clark (45th, 2:26:07.8) and Ed Hereford (54th, 2:28:13.0).

Late News

Lee Evans took a quick trip to Puerto Rico on Jan. 10 and got a couple of slow victories in the horrible weather and track conditions. Lee took the 440 in 47.4 and the 220 in 21.8 at the Carnival of Champions meet. Frank Sailer won the high jump at 6'10". Barry Brown took the 1500 (3:58.4) and steeplechase (9:35.6), and Mike Kelly was first in the highs (4.9). (from Victor Lopez) Four days later, Brown ran the best indoor three-mile of the season with 13:47.2, beating Ron Stonitsch (13:54.2) and Ed Walsh (13:58.2). At the Eastern Michigan Invitational, Mike Bowers high jumped 6'11 $\frac{1}{2}$ ", and Kent Bernard got a 46.9 quarter at the end of the Ann Arbor TC's 3:18.9 mile relay. (Bryan Westfield)

Records Altered

These record alterations have been reported since the December issue. W=world; E=European; A=American; C=collegiate; "-" equals record; * unacceptable (non-board track); d=unbanked 8-10 lap track.

INDOOR					
60	5.9	=W*-A*-C*	Ivory Crockett (Sn Ill)	Champaign, Ill	12/13
Mile	4:01.9	d	Mark Winzenried (Wisc)	Madison, Wisc	12/18
600m	1:17.7	W, E	Martin Biltam (GB)	Coxford, Eng	12/20
60	5.9	=W, =A	John Carlos (Seaman)	College Park, Md	1/ 9
600H	6.8	=W, =A	Willie Davenport (H Str)	College Park, Md	1/ 9
45HH	5.3	=W, =A	Willie Davenport (H Str)	Boston, Mass	1/10
50	5.0	W, A, C	Kirk Clayton (San Jose St)	Calgary, Alberta	1/10

US Indoor Report

by Joe Henderson

Limited space demands an abbreviated Indoor Report this month, listing athletes' seasonal bests only. The detailed summary resumes in the II February issue. These are the best performances by US athletes, as well as non-citizens residing here (listed with a ' after their names) and visitors (listed with ") competing in this country. Season-winning time. Tracks are categorized: a=12 or more laps per mile, banked or unbanked; b=8-11 laps, unbanked; c=11 laps, banked; d=8 laps, unbanked; e=8-10 laps, banked; f=oversized tracks (more than 220-yards per mile). Report includes marks received by Jan. 16.

50-Yards: 5.0, Kirk Clayton (San Jose St). 5.1, nPark Eng (Wash St), nErnie Smith (Ore St), Gerald Tinker (Memphis St/F). 5.2, nMerlyn Hood (Tenn/F). 5.3, Ivory Crockett (Sn Ill), Dan Thiel (SEN La).

60-Yards: 5.9, John Carlos (School of Seamanship), Ivory Crockett (Sn Ill). 6.0, nEarl Harris (Okla St), Jack Phillips (Gramb), Wilbur Smith (Amer U). 6.1, nKirk Clayton (San Jose St), Al Coffee (LSU), Sylvester McKinney (NE La St), nMarcus Mitchell (Sn/F), nJoe Profit (NB La St), nWilliam Ritchey (Howard), nDan Thiel (SEN La), nStan Whitley (Spec Ind).

300-Yards: 31.1, dLarry Floyd (Wisc), dEugene Thomas (En Mich). Oversized Track: 30.6, Ivory Crockett (Sn Ill).

440-Yards: 48.1, dMartin McGrady (Spts Intl). 48.6, cLee Evans (unat). 48.7, dTom Young (Wisc). 48.8, ncCurtis Mills (Tex A&M). 49.0, dCarl Wood (Richmond).

500-Yards: 56.9, cEd Bowie (Md). 57.2, ncBill Barrow (Geotwn), ncHardee McAlhane (Tenn). 57.5, ncJim Burnett (Phila PC). 57.9, ncGary Womble (Tenn).

600-Yards: 1:10.9, aLee Evans (unat).
860-Yards: 1:50.7, dMark Winzenried (Wisc), ndDon Vandrey (Wisc).
1000-Yards: 2:08.1, cMark Winzenried (Wisc). 2:08.5, ncJozef Plachy" (Czech). 2:08.8, ncJuris Luzins (unat). 2:09.9, ncKeith Colburn (Harv).
2:10.5, ncArt Dulong (H Cross).

Mile: 4:01.9, dMark Winzenried (Wisc). 4:03.3, ndDon Vandrey (Wisc). 4:05.5, cMarty Liquori (Vil). 4:05.7, ncJuris Luzins (unat). 4:06.0, cJim Crawford (unat). 4:06.1, cJohn Mason (P Coast). 4:06.2, cSam Bair (unat). 4:06.4, ncJohn Lawson (P Coast), ncAlan Robinson" (Sn Ill).
Two-Miles: 8:39.4, cKerry Pearce' (El Paso). 8:46.8, ncSteve Prefon-

taine (Ore/F). 8:47.2, cJohn Lawson (P Coast). 8:47.8, dRon Stonitsch (CW Post). 8:48.4, ncJack Bachelor (Fla TC). 8:49.0, ncJerry Richey (Pitt).

45-Yard High: 5.3, Willie Davenport (Tex Strid).

50-Yard High: 6.0, Bill High (Tenn), Ernie Smith (Ore St). 6.1, nSam Caruthers (San Jose St), nRod Milburn (Sn/F). 6.2, Mike Barhart (SEN La), nDavid Waldschmidt (Memphis St). 6.3, Jeff Howser (Duke), nJohn Kirry (C Wash St).

60-Yard High: 6.8, Willie Davenport (Tex Strid). 6.9, Leon Coleman (Strid), nErv Hall (Phila PC), Rod Milburn (Sn/F). 7.0, Thomas Hill (Ark St). 7.1, nFuller Cherry (Ark A&M), nHerman Franklin (Sn Cal), nBill High (Tenn), nGary Power (Strid). 7.2, nSam Caruthers (San Jose St), nRobert Greene (Spts Ind), Johnny Morris (unat).

High Jump: 7'2", Reynaldo Brown (LACC). 7'1", Otis Burrell (Strid), John Rambo (P Coast). 7'1", Pat Matzdorf (Wisc). 7'0", Chris Celton (BYU), Ron Jourdan (Fla), Kenneth Lundmark" (BYU/F). 6'10 $\frac{1}{2}$ ", Mike Bowers (AATC). 6'10", Jackie Causey (SWN La), Frank Costello (Spts Intl), Willie Crawford (USAF), Joe David (Md), Eric Howard (Morgan St), Jim Huff (Wisc), Bryant Salter (Pitt).

Pole Vault: 17'0", Sam Caruthers (San Jose St), Bob Sengren (Strid). 16'0", Alti Alarou" (BYU), Steve Owens (Tenn), Bob Slover (San Jose St), Steve Smith (Sn Cal/F), Denis Walp (Ore St), Bud Williamson (Md).

Long Jump: 24'11", Oreg Johnson (Wisc). 24'8 $\frac{1}{2}$ ", Henry Hines (Strid).
Triple Jump: 50'5 $\frac{1}{2}$ ", Mohinder Gill" (Cal Poly/SLO). 49'9 $\frac{1}{2}$ ", John Craft (UCTC). 49'1 $\frac{1}{2}$ ", Lincoln Jackson (Athens).
Shot Put: 63'2 $\frac{1}{2}$ ", Dave Murphy (Sn Cal). 62'1 $\frac{1}{2}$ ", Bruce Wilhelm (Athens). 61'7", Brian Oldfield (UCTC). 61'5 $\frac{1}{2}$ ", Al Feuerbach (Emp St). 60'1 $\frac{1}{2}$ ", Steve Wilhelm (Kans). 58'11 $\frac{1}{2}$ ", John Van Reenen" (WashSt). 58'10 $\frac{1}{2}$ ", Karl Salt (Kans). 58'7", John Stuart (Ky). 57'11 $\frac{1}{2}$ ", Doug Lane (Strid).

35-lb. Weight: 69'10 $\frac{1}{2}$ ", Hal Connolly (Strid). 62'1", Andy Yuen (Strid). 61'9 $\frac{1}{2}$ ", Al Hall (unat). 60'11", DeWitt Davies (Dart). 60'7", Bill Deihl (Army). 60'2", Mike Burnell (Cornell). 60'2", Wayne Pangburn (Strid). 59'1 $\frac{1}{2}$ ", Tom Miller (unat). 59'1 $\frac{1}{2}$ ", George Remmer (Dartmouth). 58'11", Al Paliwoda (Conn).

Mile Relay: 3:15.2, cVillanova. 3:16.1, cSports International. 3:16.4, cTexas A&M. 3:16.6, cAdelphi.

Track Briefs

Grandiose Debut Claimed for Pro Track

"Even higher competition than the Olympic Games," featuring the second coming of Peter Snell and special track music composed and played by Stan Kenton, is promised for the scheduled debut of professional track in the United States, Feb. 6 at Long Beach, Calif.

Promoter Henk Visser made these claims, and offered a variety of other enticements, in a four-page brochure circulated around California. But at press time, 18 days before the meet, Visser had not made known many hard facts. There was, in fact, doubt on the part of knowledgeable observers that the meet would be held.

Visser told the San Francisco Examiner he has "all of the big names in track" set to perform, and the literature said "the best athletes from all over the world will be present". But the only name he would mention was that of Snell, double Olympic champ in 1964 who has not run competitively since 1965. Visser said Snell had kept in shape by playing tennis regularly, while another source reported the New Zealander had run a quarter in 49.0.

Other athletes are ready, Visser claimed, but he refused to be pinned down on who they are. He did say he would pay \$10,000 to each of at least 40 athletes for the indoor season, more outdoors. But no athlete has come forward with a signed contract and cash in hand. One well-informed athlete from southern California said he and others mentioned as possible professionals regarded the whole thing as "something of a joke".

A deposit was made on the Long Beach Sports Arena, after an extension of a deadline was given to allow Visser to come up with the money. And he has made arrangements to rent the board track from the Los Angeles Sports Arena for \$1000 and transport it to nearby Long Beach and back for \$2750. Tickets were available through the nationwide computer service, Ticketron, but it was reported hard tickets have not been printed yet and would not be until paid for in advance. At press time, Visser was reported on a trip to Europe to bring back \$70,000.

The brochure announced grandiose plans for a winter indoor circuit including New York, Philadelphia, Houston, Detroit, Chicago, Los Angeles, San Francisco, Seattle, Montreal and Toronto. The outdoor season would begin June 16 in Lisbon and includes Spain, Italy, France, Belgium, West Germany, Scandinavia, Poland, USSR, Hungary, Rumania, Greece and Yugoslavia. It did not explain how free enterprise track would operate behind the Iron Curtain.

An order form offered tickets at \$7.00, \$6.00 and \$5.00 for Feb. 6 in Long Beach, Feb. 14 in Portland, Feb. 21 in Los Angeles, Feb. 25 in "North California", March 7 in "Pittsburgh or other" and March 21 in Chicago. The brochure also said "we have made special transportation available to our supporters. Come and join us. Travel with athletes and Stan Kenton. Become an insider, a Condor. I assure you, it's going to be part of your life from now on." Visser offered a \$54.60 fare from Fresno to Long Beach and return, and said, "We have free seats to the meet for you." He also offered four round-trip flights from Los Angeles to other meets, including "airfare, meals, drinks, sight-seeing, if any, best seats to the meet and cocktail party. We have limited seats, so hurry." Unlike the Fresno flight, where he quoted \$18.49 over the regularly scheduled price, the flight deal from LA to a northern California meet was

offered for just \$5.50 over the round-trip ticket.

Visser told Track & Field News the venture is financed by European money amounting to "more than a million dollars". He admitted the indoor meets would lose money but said they were desirable as "an introduction to the outdoor season in Europe".

The operation goes under the billing of Condor Professional Track in Concert with Stan Kenton. Condor is the name of a track shoe sold by Visser, whose brochure offers "the Condor jogger, the most desired shoe in the travel and sports industry" at half price to members of his Condor Club International. The club will enable members to join "our pro track team all over the world in their travels". The club plans to have lodges throughout the world and each, including one "in the polar circle", will have facilities to swim, horseback ride, dunebuggy, skin dive" and otherwise recreate.

Special music has been written for each event, Visser reported, and Kenton said "this new track sound seems to be the fuel athletes like to run on."

AAU Seeks Track Administrative Assistant

In 1966, a separate position of administrator of track and field for the AAU was created and Ollan Cassell was appointed to fill the position. The administrative duties have increased multi-fold in the intervening years, and now the AAU is seeking an assistant to the former Olympian.

As the new job is presently conceived, the assistant would basically split responsibilities with Cassell. The AAU is now accepting applications for the post, and the general requirements include a knowledge of the sport and administrative background at some level though not necessarily in track and field. He would work in the total program. Though not a pre-requisite, other qualifications which may prove useful include ex-athlete status, young, high education.

Interested persons should submit a resume to Cassell, AAU, 231 W. 58th St., New York, N.Y. 10019. A personnel committee will make the selection.

San Jose Has Bid Rejected, May Sue NCAA

While the NCAA stood firm on its one-year suspension of San Jose State for allowing two athletes to compete in an uncertified meet, officials of the school indicated they may take the case to court to obtain a settlement.

Acting president of San Jose State, Dr. Robert W. Burns, commented on the NCAA's upholding of the suspension, "Legal counsel advised us previously to use all possible channels through the NCAA and that we very likely had a case if the NCAA refused to act (on the school's appeal of the suspension)."

"At the very least we believe we are entitled to know why San Jose State alone, of all the colleges and universities which apparently violated the same rule at the same time and same place, was singled out for punishment and why the penalty was so severe." Seven other NCAA-members besides San Jose State took part in the Orange County Invitational, June 14, but only San Jose was formally penalized. The other schools received private "reprimands". As well, four NCAA schools had athletes competing in the uncertified Houston Strider Invitational the same day. No action is believed to have ensued.

"All we sought from the NCAA," Burns continued, "was fair and equal treatment, thinking it reasonable to expect equal application of NCAA regulations. We are very disturbed at what appears to us to be unequal enforcement of those regulations." Burns said the school expects to initiate court action in time to allow San Jose State to participate in the NCAA indoor championships, Mar. 13-14. NCAA Executive Director Walter Byers had no comment on San Jose's statement that it may sue the NCAA.

Track & Field News

World Wide Coverage of Track and Field



Bible of the Sport
Since 1948

Box 296, Los Altos, Calif. 94022 U.S.A. (401 First St.), AC 415, 948-8188

STAFF

Bert Nelson Publisher and President
Cordner Nelson Editor
Dick Drake Managing Editor
Ed Fox Business Manager

Joe Henderson, Statistician/Writer; Jan Hendershott, Editorial Assistant; D. H. Polts, Associate Editor Emeritus; R. L. Quercetani, European Editor; Fran Errola, High School Feature Editor; Jack Shepard, High School Statistical Editor; Jim Dunaway, Eastern Editor; Don Steffens, Postal Editor.

Senior US Contributors: Paul Adams, Bill Alvord, Fred Beer, Dick Bank, Marc Bloom, Bob Siemmen, Bill Busby, Ed Chay, Jack Crowder, Bob Cook, John Davis, Fred Duckert, Stan Eales, Frank Farzak, Nolan Fowler, Jim Gaines, Hugh Gardner, Tom Gleason, Ed Grant, Ranny Green, George Grenier, Paul Harvey, Randy Hawthorne, Bob Horan, Garry Hill, Art Hoffman, Don Jacobs, Tom Jennings, Art Lester, Lyle Jones, Kim Koffman, Bob Lord, Vern Sheuring, Jack Pfeiffer, Roy Silver, Rick Smith, Jim Spier, John Wenas, Bruce Wahn. Timers/Jan Casey, Syd DeRoner, Dick Dodge.

Senior Non-US Contributors: Harry Belmont, Boris Cedins, Roger Gynn, P. N. Heidenstrom, Sven Ivar Johansson, Bruce Kidd, Peter Matthews, Lloyd Swinella.

Photographers: Finbarr Callaghan, Don Chadez, Rich Clarkson, Knut Edvard Holm, Jeff Johnson, Jeff Kroat, Ed Laazy, Steve Mardock, Alan Shapiro, Albert Session, Mark Shearman, Don W. Kinson.

SUBSCRIPTION RATES

United States only: \$5 one year; \$9 two years; \$13 three years; \$20 five years. Add \$3 per year for first class mail or \$5 per year for air mail. All other countries: add \$1 per year to U.S. rates. Air mail rates on request.

Don Chadez's photo collection says it all concerning Bill Toomey's world record in the decathlon. He captured the Track & Field News Athlete of the Year during each of his events in the mid-December meet at UCLA. It was justice that Toomey's story should end happily. He'd been deprived of a record in 1966, and twice previously in the fall of 1969 he'd been within 50 frustrating points of his elusive target. When he broke the record, though, he did it thoroughly with 8417 and a 98-point margin.

cover photo

Don Chadez's photo collection says it all concerning Bill Toomey's world record in the decathlon. He captured the Track & Field News Athlete of the Year during each of his events in the mid-December meet at UCLA. It was justice that Toomey's story should end happily. He'd been deprived of a record in 1966, and twice previously in the fall of 1969 he'd been within 50 frustrating points of his elusive target. When he broke the record, though, he did it thoroughly with 8417 and a 98-point margin.

Scheduled

INDOOR

January

23-24 NAIA, Kansas City, Mo
24 Albuquerque Inv, Albuquerque
24 Midwest USTFF, Athens, Ohio
24 Philadelphia Classic, Phila, Pa
24 Saskatchewan Inv, Saskatoon
30 Wanamaker-Millrose, New Yk
30-31 Okla City Inv, Oklahoma City
31 Boston AA, Boston, Mass
31 Oregon Inv, Portland, Ore

February

5 Maple Leaf, Toronto, Ont
6 Athens Inv, Oakland, Calif
6 K of C, New York, NY
6 Will Rogers, Ft Worth, Tex
7 All-Eastern, Baltimore, Md
7 Seattle Inv, Seattle, Wash
9 Federation, Omaha, Nebr
13 LA Times, Inglewood, Calif
13-14 USTFF Champs, Houston, Tex
14 Mason-Dixon, Louisville, Ky
14 Mich St Rlys, East Lansing
20 San Diego Inv, San Diego, Cal
20 Olympic Inv, New York, NY
20-21 Cent Collegiate, Notre Dame
20-21 Regina Intl, Regina, Sask
20-21 WAC, Salt Lake City, Utah
22 Eastern USTFF, Hanover, NH
27 AAU, New York, NY
27-28 Big 8, Kansas City, Mo
28 Atlantic Coast, Chapel Hill
28 Heptagonals, Ithaca, NY
28 New England, Waterville, Me
March
6-7 Big 10, East Lansing, Mich

7 IC4A, New York, NY
7 Southern Conf, Lexington, Va
13-14 NCAA, Detroit, Mich
14-15 European Ch, Vienna, Austria
20 K of C, Cleveland, Ohio
21 Highlanders, Hamilton, Ont
21 Kans St Inv, Manhattan, Kans

April

3-4 Indoor Champs, Saskatoon

OUTDOOR

June

5-6 NAIA, Billings, Mont
12-13 NCAA CD, St Paul, Minn
12-13 USTFF, Wichita, Kans
18-20 NCAA UD, Des Moines, Ia
24-27 AAU, Bakersfield, Calif

July

13-14 US-W Ger, Dusseldorf, WG
23-24 US-USSR, Leningrad, USSR

August

18-25 Commonwealth, Edinburgh
29-30 European Cup, Stockholm

September

3-6 University Cms, Turin, Italy

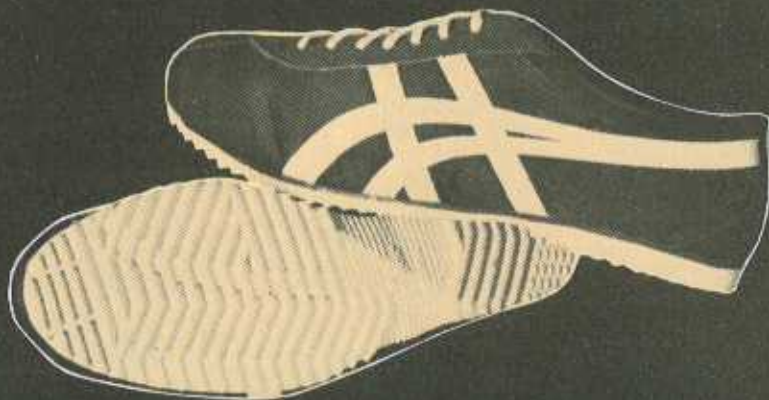

TRACK & FIELD NEWS will be mailed on the dates shown below. Delivery should not require more than three weeks anywhere in the US, proportionately less in closer areas. If your issue is late in arriving, please notify us so we may try to obtain better postal service. Copy, photos must be received 10 days before mailing dates below:

January	Jan 22	I March	Mar 5
II February	Feb 5	II March	Mar 19
II February	Feb 19	I April	Apr 9

THE BLUE  RIBBON SHOE

Tiger

You'd expect to pay much more for the OLYMPIAD XIX, a proven performer in National AAU and Olympic competition and the premium shoe of the Tiger line. The durable nylon upper of the OLYMPIAD XIX offers greater comfort and lighter weight, making it ideal for all sprint and distance races, as well as the steeplechase and wet running conditions.



The MARATHON gives you the finest quality at the lowest price. Acclaimed the finest racing flat ever made, it is designed for cross country and road racing in the Tiger tradition that has set 3 World Marathon Records. Available in either blue or maroon nylon uppers that will never stiffen or crack, the Tiger Marathon is the lightest flat made.

BLUE  RIBBON SPORTS

N. WESTERN OFFICE
5025 S. E. Powell Blvd.
Portland, Oregon 97206
Phone: (503) 771-6480

WESTERN OFFICE
9073 Washington Blvd.
Culver City, California 90230
Phone: (213) 836-4848

S. EASTERN OFFICE
5568 S. W. Eighth St.
Coral Gables, Florida 33134
Phone: (305) 445-5642

EASTERN OFFICE
P. O. Box 202
Wellesley, Massachusetts 02181
Phone: (617) 237-2923



3916
JAN 15 1970
LOS ALTOS, CALIF.

Newspaper



"Be First with the Finest"

adidas offers the athlete a shoe built for strength,
designed for comfort and fit,
and proven for dependability.

When athletes are first, adidas is there!



adidas

Clossco, Inc.
365 Reed Street, P. O. Box 299
Santa Clara, Calif. 95050
(408) 248-8350
(Territory: Alaska, Arizona,
California, Colorado, Idaho,
Montana, Nevada, New Mexico,
Oregon, Utah, Washington,
Wyoming).

Carlson Import Shoe Corp.
78, Franklin Street
New York, N.Y. 10013
(212) 962-4958
(Territory: Delaware, Connecticut,
Maine, Maryland, Massachusetts,
New Hampshire, New Jersey,
New York, Pennsylvania,
Rhode Island, Vermont).

H. B. Hughes Co.
2658 Fondren Drive
Dallas, Texas 75208
(214) 303-7404
(Territory: Alabama, Arkansas,
Kansas, Louisiana, Mississippi,
Oklahoma, Texas).

Van Dervoort's
1515 N. Grand River Ave.
P. O. Box 89
Lansing, Michigan 48901
(517) 485-9415
(Territory: Florida, Georgia,
Illinois, Indiana, Iowa, Kentucky,
Michigan, Minnesota, Missouri,
Nebraska, North Carolina,
North Dakota, Ohio,
South Carolina, South Dakota,
Tennessee, Virginia, West Virginia,
Wisconsin).

adidas-Sporting Goods Ltd.
66-68 Colville Road
Toronto 15, Ontario, Canada
(416) 241-4644/45
(Territory: All of Canada).