

49th NCAA

TRACK and FIELD CHAMPIONSHIPS



JUNE 18, 19, 20, 1970



DRAKE UNIVERSITY STADIUM
Des Moines, Iowa

ONE DOLLAR

Welcome to the NCAA National Track and Field Championships



To stay in tune with Girls Athletics
plan to attend annually


- Girls' State Volleyball Tournament . . . Mid-February
- Girls' State Basketball Tournament . . . Mid-March
- Girls' State Indoor Track Meet . . . Mid-March
- Girls' State Gymnastics Meet . . . Mid-March
- Girls' State Swimming Meet . . . Mid-April
- Drake Relays . . . Late April
- Girls' State Outdoor Track and Field Meet . . . Mid-May
- Girls' State Golf Tourney . . . Late May
- Girls' State Tennis Meet . . . Late May
- Iowa Division of United States Track and Field Federation Meet . . .
Late May
- Girls' State Softball Tourney . . . August and October
- Girls' State Distance Running . . . Late October
- Girls' State Field Hockey Tournament . . . Late October



Iowa Girls High School Athletic Union


615 SECURITIES BUILDING • DES MOINES, IOWA 50309

**Welcome To Drake University and Drake Stadium
Home of the World-Famous Drake Relays
"America's Athletic Classic"**



**Site of the 49th Annual NCAA Track and Field Championships
June 18-19-20, 1970
Des Moines, Iowa**

**NCAA Track Champions
Will Celebrate
AT
NOAH'S ARK RISTORANTE
AND
FIRESIDE LOUNGE**



**INTERESTING DELICACIES FROM AROUND
THE WORLD**

**LUNCHEON - DINNER - AFTER THEATRE
ELEGANT PARTY ROOMS—SELECT LIVE LOBSTERS
OPEN 11:00 A.M. - 1:00 A. M.—MON. THRU THURS.
TILL 2:00 A.M. FRIDAY & SATURDAY
NEVER ON SUNDAY**

**Docked at
24th & Ingersoll**

288-2246

FREE, SURFACED PARKING IN REAR

TIME SCHEDULE AND INDEX

	Event No.	Page No.
Thursday, June 18		
2:00—Hammer Throw, Qualifying (28th & Clark Field)	2	9
2:00—Javelin Throw, Qualifying (Tech High Field)	9	23
3:00—Pole Vault, Qualifying	10	27
3:00—3,000-Meter Steeplechase, Trials	11	29
3:15—Shot Put, Qualifying	4	13
3:30—Long Jump, Qualifying	3	11
4:00—High Jump, Qualifying	5	15
4:00—Mile Run, Trials	15	37
4:30—120-Yard High Hurdles, Trials	6	17
5:00—440-Yard Dash, Trials	17	41
5:30—100-Yard Dash, Trials	7	19
5:50—880-Yard Run, Trials	18	43
6:10—220-Yard Dash, Trials	19	45
6:40—440-Yard Hurdles, Trials	16	39
7:05—3-Mile Run, Trials	20	46

Friday, June 19

8:30—Decathlon (100, LJ, SP, HJ, 400)	1	7
2:00—Hammer Throw, Trials and Finals (28th & Clark Field)	2	9
2:30—Long Jump, Trials and Finals	3	11
4:00—Shot Put, Trials and Finals	4	13
4:00—High Jump, Trials and Finals	5	15
4:45—440-Yard Relay, Trials	14	35
5:00—Triple Jump, Qualifying	13	33
5:00—120-Yard High Hurdles, Semi-Finals	6	17
5:15—440-Yard Dash, Semi-Finals	17	41
5:30—100-Yard Dash, Semi-Finals	7	19
5:45—880-Yard Run, Semi-Finals	18	43
6:00—120-Yard High Hurdles, Final	6	17
6:00—Discus Throw, Qualifying	12	31
6:15—100-Yard Dash, Final	7	19
6:30—440-Yard Hurdles, Semi-Finals	16	39
6:45—6-Mile Run, Final	8	21
7:25—Mile Relays, Trials	21	47

Saturday, June 20


8:30—Decathlon (110H, DT, PV, J, 1500)	1	7
2:00—Javelin Throw, Trials and Finals (Tech High Field)	9	23
3:00—Pole Vault, Trials and Finals	10	27
3:45—3,000-Meter Steeplechase, Final	11	29
3:50—Discus Throw, Trials and Finals	12	31
4:00—Triple Jump, Trials and Finals	13	33
4:05—440-Yard Relay, Final	14	35
4:15—Mile Run, Final	15	37
4:25—220-Yard Dash, Semi-Finals	19	45
4:35—440-Yard Hurdles, Final	16	39
4:45—440-Yard Dash, Final	17	41
4:55—880-Yard Run, Final	18	43
5:05—220-Yard Dash, Final	19	45
5:15—3-Mile Run, Final	20	46
5:40—Mile Relay, Final	21	47



Take a look at our track record.

Fifteen new world records were established on Tartan Brand Surfacing in Olympic Games Competition.

During its first Olympic Games test in Mexico City in 1968, 15 new world records were established on Tartan Brand Surfacing and two others were equalled. And of the 36 events on the Olympic calendar, 26 produced either world or Olympic records. Tartan is the "track of the future" that's here today. Provides a consistent running surface come rain or shine. Never changes its feel . . . never gets rutted or shows spike



marks . . . never causes shin splints. Stays smooth, non-skid and uniformly resilient. You'll find Tartan Brand Surfacing used world-wide...from Winnipeg to Warsaw... wherever top performance is called for. Isn't it the type of material you'd like on your track? Write on your letterhead to: R&A 224-5E, 3M Co., St. Paul, Minn. 55101. We know recreational **3M** surfacing inside and out. COMPANY

49th NCAA TRACK & FIELD CHAMPIONSHIP OFFICIALS

TIMERS

Chief Timer—Tom Higgins (Brown Hat)
Rich Goewey, Assistant Chief Timer

Arden McClain	August Rump	Ron Ferry	Don Fors
Oliver Graves	Pat Ferrone	Skip Harsh	C. L. Smith
Charles Heilman	Chuck Taylor	Ced Glenn	Chuck Greenwood
Dave Griffith	William Keck		John Witmer

CLERKS OF THE COURSE (Red Hat)

Edgar Musgrave Larry Matthews

ASSISTANT CLERKS OF THE COURSE (Red Hat)

Leonard Gallagher Jack Thomas Jim Martin Carroll China

INSPECTORS

Chief Inspectors—J. R. MacNaughton, Marty Pillers (Yellow Hat)

Cary Griffith	Steve Roe	Dennis O'Brien	Dale McCargar
Edgar Hoffman	Bob Bowers	Joe Newton	Dick Buxton
Al Meyer	Del Podrebarac	Dean Roe	Larry Harris
Bob Kreamer	Tom Clark		Udell Cason

JUDGES OF THE FINISH

Chief Finish Judge—Rolland Gallagher (Tan Hat)
Robert Kramme, Assistant Chief Finish Judge

Neal Tremble	Duane Wolfe	Stu Templeton	E. G. Booth
Wayne Smedes	Bill Paulding	C. W. Bolen	Les VanDyke
Ken Kopecky	Boyd Granberg	Fee Chew	George Stone
Charles Neubauer	Roger Winslow		

FIELD EVENT JUDGES

Chief Field Judge—Robert N. Carney (Green Hat)
David Thomason, Assistant Chief Field Judge

Marcus Brodiere	Jarry Bachmann	Steve Franzenburg	James Peterson
Scott McAdam	Don Fraley	Jack Boyt	Warren Nixon
George Jefchak	Wayne Lyon	Dick Johnson	Gene Knepper
Hugh Norman	Ray McAdam	Irv Black	Bill Greaves
Dick Masimore	Floyd Miller		

EQUIPMENT

Earl Shostrom

SCORER

Robert Crosby

ANNOUNCER

Jim Duncan

ANEMOMETER OPERATOR

Chief, Paul White—Assistant, Jim Yates

ASSISTANT TO THE ANNOUNCER—Lisle Shires
TIMERS FOR ANNOUNCERS

Hugh VanHosen	Wallace Akin	Dowd Brandt
George Mosher	J. P. Dolan	James Muto

MARSHALS

Chief Marshal—Morris Kahn (Navy Blue Hat)
Roger Aceto—Assistant Chief Marshal

Wilbur Hildreth	George Clarkson	Robert Arkes	James Baugus
Marvin Shearer	Don White	Rick Gibson	Dan Bottero
Virgil Maxwell	John Mertz	Mike Sullivan	

OFFICIALS, SPECIAL ASSIGNMENTS

Chief, Charles McGaffin

Jim Lyle	Ken Whitney	Jack Oxenrider	Bob Wells
Cole Collinge	Bob VanderLinden	Jack England	Chuck Silvey
Harold Birney	Bob Stidolph	Al DiMarco	Gayle Palmer
			William Ormston

CHIEF OF COURIERS—Maurice Hunter

AWARDS—Herbert Drey Rodney Teachout George Goebel

PHYSICIAN—Dr. Dennis J. Walter

HEADQUARTERS—William Goodwin

ENTERTAINMENT COORDINATOR—Nolden Gentry

HOUSING COORDINATOR—Jim Votruba

FOOD SERVICE COORDINATOR—Catherine Harpster

PRESS BOX COORDINATOR—Dave Mills

STATISTICIANS—Jim and Mike Henderson

TRAINERS—Ben Mankowski, Henry Stroud (Asst.)

CHIEF OF RECORD CERTIFICATION—Robert Moorehead, Art McLendon

CLERK OF CONTESTANTS' CHECK-IN—Connor Tjarks

SCOREBOARD OPERATIONS—Jack Buss

SCOREBOARD CREW CHIEF—Bruce Heilman

SCOREBOARD TIMERS—Bill Meredith, Bill Smith

SUPERINTENDENT OF BUILDINGS & GROUNDS—Larry Cuning

GROUNDKEEPER—Harry Schoer

SUPERVISORS OF TRACK AND FIELD CREW—Tom Hand, Gayle Burgett



DAVE AND DICK ERNST
Brothers are NCAA Starters



KEN SWENSON
Kansas State
880

WEST COAST WINS MOST TITLES


A Pacific Eight conference university has won 33 of the 48 NCAA track and field team championships.

Southern California has dominated the scene with 24 outright titles and a tie. Stanford has won 3, UCLA, 2, and California, 1. Oregon has two titles and a tie.


West Coast schools have captured the last nine NCAA crowns, only San Jose State, 1969 champ, breaking the Pacific Eight domination during the span. Kansas won in 1959 and 1960, Villanova in 1957—only other times since 1948 that a Pac 8 school has not finished first.

Team Winners since 1921 (Site or Host School in Italics)


- 1921—Illinois, 20; *Chicago*
- 1922—California, 28; *Chicago*
- 1923—Michigan, 29; *Chicago*
- 1924—No meet
- 1925—Stanford, 31; *Chicago*
- 1926—USC, 27; *Chicago*
- 1927—Illinois, 35; *Chicago*
- 1928—Stanford, 72; *Chicago*
- 1929—Ohio State, 50; *Chicago*
- 1930—USC, 55; *Chicago*
- 1931—USC, 77; *Chicago*
- 1932—Indiana, 56; *Chicago*
- 1933—LSU, 58; *Chicago*
- 1934—Stanford, 63; *USC*
- 1935—USC, 74; *California*
- 1936—USC, 103; *Chicago*
- 1937—USC, 62; *California*
- 1938—USC, 67; *Minnesota*
- 1939—USC, 86; *USC*
- 1940—USC, 47; *Minnesota*
- 1941—USC, 81; *Stanford*
- 1942—USC, 85; *Nebraska*
- 1943—USC, 46; *Northwestern*
- 1944—Illinois, 79; *Marquette*
- 1945—Navy, 62; *Marquette*
- 1946—Illinois, 78; *Minnesota*
- 1947—Illinois, 59; *Utah*
- 1948—Minnesota, 46; *Minnesota*
- 1949—USC, 55; *USC*
- 1950—USC, 49; *Minnesota*
- 1951—USC, 56; *Washington*
- 1952—USC, 66; *California*
- 1953—USC, 80; *Nebraska*
- 1954—USC, 66; *Michigan*
- 1955—USC, 42; *USC*
- 1956—UCLA, 55; *California*
- 1957—Villanova, 47; *Texas*
- 1958—USC, 48; *California*
- 1959—Kansas, 73; *Nebraska*
- 1960—Kansas, 50; *California*
- 1961—USC, 65; *Pennsylvania*
- 1962—Oregon, 85; *Oregon*
- 1963—USC, 61; *New Mexico*
- 1964—Oregon, 70; *Oregon*
- 1965—Oregon, USC, 32; *California*
- 1966—UCLA, 81; *Indiana*
- 1967—USC, 86; *BYU*
- 1968—USC, 58; *California*
- 1969—San Jose St., 48; *Tennessee*



BOB KARNES
Drake Athletic Director
Chairman, Games Committee



BOB EHRHART
Drake Track Coach, Relays
Director, Meet Director



BILL EASTON
Former Drake, Kansas Coach,
Honorary Referee

GAMES COMMITTEE

Robert Karnes, Chairman, Drake University
Robert Ehrhart, Meet Director, Drake University
Gary Osborn, Assistant Meet Director, Drake University
Paul F. Morrison, Assistant Meet Director, Drake University
Dick Dielt, Assistant Meet Director, Drake University
Bill McClure, Chairman Rules Committee, Abilene Christian College
Edgar Musgrave, Clerk of Course, Drake University
Richard Ernst, Starter, Birmingham, Mich.
David Ernst, Assistant Starter, Grand Rapids, Mich.
Bill Easton, Honorary Referee
Jim Lavery, Referee (Running Events), Ohio University

Donald Canham, Referee (Field Events) University of Michigan
James Duncan, Public Address Director, Drake University
Doug Bolstorff, Macalester College
Francis Cretzmeyer, University of Iowa
Joe Kearney, University of Washington
David Rankin, Purdue University
Robert Clark, Meet Coordinator
Robert Carney, Field Coordinator
Leland Johnson, Faculty Representative, Drake University
Charles Waldron, Surveyor, West Des Moines, Iowa

DECATHLON

8:30 A. M.—3:15 P.M.

Friday and Saturday

Event
Number

1

WORLD RECORD—8,319, Kurt Bendlin, West Germany, 1967. Pending: 8,417, Bill Toomey, U. S., 1969

AMERICAN RECORD—8,277, Bill Toomey, S. C. Striders, 1969

COLLEGIATE RECORD—8,089, C. K. Yang, UCLA, 1963

STADIUM RECORD—8,072, Jeff Bennett, Oklahoma Christian, 1970

NCAA MEET RECORD—First time event held

OFFICIAL ENTRIES

(Number, Competitor, School, Best 1970 Performance)

60 Mark Long, Cal. St., LB, 6,921	106 Robert Brown, Dart., 6,227	362 Ray Hupp, Oh. St., 6,790
68 Fred Dixon, Cal. St., LA, 6,915	121 Rick Wanamaker, Drake, 6,948	473 Don Bajema, San Diego, 6,896
70 Jorma Vesala, Cal. St., LA, 7,282	133 Charles Galloway, Fla. St., 6,821	541 Steve Kuzne, Tenn., 6,147
99 Rory Kenward, Colo., 7,106	305 Eric Heeter, Nebr., 6,039	641 Douglas I. Wells, Utah, 6,540
101 Mike Wedman, Colo., 6,598	315 Gary King, New Hamp., 6,346	

Final Results

1.
2.
3.
4.
5.
6.



PURVEYORS OF
HIGHEST QUALITY
MEATS TO
HOTELS, CLUBS,
RESTAURANTS
AND INSTITUTIONS



MacKIMM BROTHERS, INC.

823 WEST FULTON STREET
CHICAGO, ILLINOIS 60607
PHONE (312) 733-1800



Event Number 2

HAMMER THROW

Trials—2:00 P. M., Thursday

Finals—2:00 P. M., Friday

WORLD RECORD—242-0, Gyula Zsivotsky, Hungary, 1968
 AMERICAN RECORD—235-11, Ed Burke, S. C. Striders, 1967
 COLLEGIATE RECORD—213-10, John Lawlor, Boston U., 1960
 STADIUM RECORD—205-9, Steve DeAutremont, Oregon State, 1970 (held outside stadium)
 NCAA MEET RECORD—209-2, John Lawlor, Boston U., 1960
 1969 NCAA FINISH—1. DeAutremont, Or. St., 190-5; 2. Narcessian, RI, 188-9;
 3. Tenisci, Wash. St., 186-1; 4. Potts, Navy, 185-1; 5. Davies, Dart., 182-10;
 6. Leitch, Ohio, 180-0.

STEVE DE AUTREMONT
 Oregon State
 1969 Champion Returns

OFFICIAL ENTRIES

(Number, Competitor, School, Best 1970 Performance)

- | | | |
|--|--|---|
| 33 Harold Krause, Bost. C., 196-8 | 331 Thomas Sirois, Neast, 187-2 | 540 Dave Jensen, Tenn., 139-0 |
| 107 DeWitt Davies, Dart, 203-7 | 353 Ron Hungarter, Ohio, 188-8 | 629 Wm. Diehl, Army, 190-5 |
| 108 William Dinneen, Dart., 191-7 | 354 David Leitch, Ohio, 185-3 | 630 Dale Fredrick, Army, 184-11 |
| 147 Edward Nosal, Harv., 187-4 | 404 Steve DeAutremont, Ore. St., 205-9 | 639 John McLaughlin, Navy, 186-1 |
| 213 Bill Penny, Kan., 191-0 | 429 Roger Kauffman, Penn St., 184-5 | 700 Tony Tenisci, Wash. St., 194-7 |
| 227 Albert Schoterman, Kent St., 189-4 | 450 Richard Narcessian, R.I., 196-2 | 716 Warren Converse, West. Mich., 189-5 |
| 236 Ray Sabbatine, Ky., 178-5 | | |

Qualifiers

- | | | | |
|---------|----------|----------|----------|
| 1. | 2. | 3. | 4. |
| 5. | 6. | 7. | 8. |
| 9. | 10. | 11. | 12. |


Final Results

- | | | |
|-------------------------------|----------------------------|-------------------------------|
| 1. 404. S. DeAutremont 203'9" | 2. 107. D. Davies 195'0" | 3. 450. R. Narcessian 192'11" |
| 4. 227. A. Schoterman 192'7" | 5. 108. W. Dinneen 192'11" | 6. 213. B. Penny 190'8" |

NCAA HONOR ROLL


- | | | | |
|---|--|---|---|
| 1969—DeAutremont (Ore. State) 190-5 | 1963—Desnoyers (Boston C.) 190-2 | 1935—Kishon (Bates) 168-8 $\frac{7}{8}$ | 1928—Ketz (Mich.) 163-8 $\frac{3}{4}$ |
| 1968—Narcessian (Rhode Island) 202-1 | 1962—Bailey (Harvard) 193-11 | 1934—Dreyer (Rhode Island) 169-8 $\frac{3}{8}$ | 1927—Gwinn (Pitt.) 155-9 |
| 1967—Narcessian (Rhode Island) 197- $\frac{1}{2}$ | 1961—Pagani (Cal. Poly) 194-10 $\frac{1}{2}$ | 1933—Cox (Mich.) 156- $\frac{3}{4}$ | 1926—Hawkins (Mich.) 148- $\frac{1}{4}$ |
| 1966—Fiore (Boston C.) 201-3 $\frac{1}{2}$ | 1960—Lawlor (Boston U.) 209-2 | 1932—McDougal (Penn.) 159-9 $\frac{3}{4}$ | 1925—Bunker (Ohio St.) 150- $\frac{1}{2}$ |
| 1965—Fiore (Boston C.) 200-10 | 1959—Lawlor (Boston U.) 207-5 | 1931—Dykeman (Colo. State) 162-11 $\frac{1}{2}$ | 1923—Tootell (Bowdoin) 175-1 |
| 1964—Schulten (Bowdoin) 191-6 | 1956—McWilliams (Bowdoin) 195-3 | 1930—Campbell (Mich.) 162-8 $\frac{1}{4}$ | 1922—Merchant (Calif.) 161-4 |
| | 1952—Borjeson (Brown) 176-4 $\frac{3}{8}$ | 1929—Gwinn (Pitt.) 163-9 $\frac{3}{4}$ | 1921—Redmon (Chicago) 133-9 $\frac{3}{4}$ |
| | 1948—Felton (Harvard) 170-9 $\frac{1}{4}$ | | |

**We're timing
what you're
watching.**



Another Service from Bulova...

The Accutron® Phototimer



Event Number 3

LONG JUMP

Trials—3:30 P. M., Thursday

Finals—2:30 P. M., Friday

WORLD RECORD—29-2½, Bob Beamon, United States, 1968

AMERICAN RECORD—29-2½, Bob Beamon, Houston Striders, 1968

COLLEGIATE RECORD—27-½, Ralph Boston, Tenn. A&I, 1961

STADIUM RECORD—26-9¼, Clarence Robinson, New Mexico, 1965

NCAA MEET RECORD—26-9¼, Gayle Hopkins, Arizona, 1964

1969 NCAA FINISH—1. Proctor, Redlands, 26-11¾; 2. Whitley, Kan., 26-7¾; 3. Pousi, BYU, 26-4; 4. Smith, Ore., 26-¼; 5. Johnson, UCLA, 25-10½; 6. Robinson, Wayne St., 25-3½.

JERRY PROCTOR

Redlands

1969 Champion Returns

OFFICIAL ENTRIES

(Number, Competitor, School, Best 1970 Performance)

- | | | |
|-------------------------------------|--------------------------------------|--|
| 26 Steve Holden, Ariz. St., 24-8 | 221 Stan Gruver, Kan. St., 24-8¾ | 419 Gerry Wittaker, Ore. St., 24-5 |
| 32 Danny Brabham, Baylor, 24-7½ | 233 Bill Lightsey, Ky., 24-10½ | 448 Jerry Proctor, Red., 25-8¼ |
| 54 Gerald Woolfolk, Butler, 24-10 | 255 Maurice Knight, Mem. St., 25-2 w | 478 Arnie Robinson, San Diego, 25-3½ |
| 81 James Fraser, Calif., 25-½ | 270 Ira Russell, Mich., 25-6½ w | 548 Stan Trott, Tenn., 23-9 |
| 88 Steve Rogaway, Calif., 24-9¾ | 289 Mel Gray, Mo., 25-11¾ | 576 Carl Mills, TCU, 24-7 |
| 90 James Randolph, Calif., SB, 24-7 | 341 Rich Feezel, Nwst, 24-11¾ | 595 Larry Reed, UTEP, 24-6 |
| 93 Albert Lanier, Cin., 25-4 w | 348 Mike McMannon, N.D., 23-6 | 613 John Johnson, UCLA, 26-2¾ |
| 114 Bill Franke, Drake, 24-10½ | 376 Hal Oswald, Ok. St., 25-3¾ | 665 Jerry Gains, Va. Tech., 24-8¼ |
| 130 Ronald Coleman, Fla., 24-8 | 386 Ivory Harris, Ore., 25-5¼ | 694 Norbert Payton, Wash. St., 25-1½ |
| 137 Rufus Morris, Fres. St., 24-8 | 390 J. E. Moore, Ore., 25-10 | 710 Henry Jackson, West. Ky., 26-5½ |
| 146 Noel Hare, Harv., 24-10¾ | 397 Tom Smith, Ore., 25-1 | 731 Preston Carrington, Wichita, 25-9w |
| 190 Ed Henry, Ind. St., 24-10 | 406 Luther Goin, Ore. St., 24-4½ | 747 Greg Johnson, Wisc., 25-¾ |
| 214 Phil Reaves, Kan., 26-2½ w | 410 George May, Ore. St., 24-7¾ | |

Qualifiers

1. 478 A. Robinson 25'10½" 2. 390 J.E. Moore 25'6" 3. 731 P. Carrington 25'2" 448 J. Proctor 25'4"
 5. 710 H. Jackson 25'2" 6. 397 T. Smith 24'11" 7. 270 I. Russell 24'10" 8. 613 J. Johnson
 9. 665 J. Gains 10. 146 N. Hare 11. 341 R. Feezel 12. 858 D. Robinson

Final Results

1. 478 A. Robinson 2. 390 J.E. Moore 3. 731 P. Carrington
 4. 448 J. Proctor 5. 710 H. Jackson 6. 397 T. Smith

NCAA HONOR ROLL

- | | | | |
|---------------------------------|------------------------------------|-------------------------------|----------------------------------|
| 1969—Proctor (Redlands) 26-11¾ | 1957—Bell (Ind.) 26-7 | 1945—Aihara (Ill.) 23-1½ | 1933—Brooks (Chi.) 24-4¾ |
| 1968—Pousi (BYU) 26-3½ | 1956—Bell (Ind.) 25-9¼ | 1944—Tyler (Ohio St.) 23-4½ | 1932—Redd (Bradley) 25-6¾ |
| 1967—Ard (Kan.) 25-9 | 1955—Shankle (Duke) 24-3¼ | 1943—Christopher (Rice) 24-7¼ | 1931—Gordon (Iowa) 24-11¾ |
| 1966—Stenius (Cal. State) 25-1¼ | 1954—Bennett (Mrqut.) 25-10¾ | 1942—Dupre (Ohio) 24-2¼ | 1930—Gordon (Iowa) 25-0 |
| 1965—Robinson (NM) 25-10½ | 1953—Bennett (Mrqut.) 25-3¾ | 1941—Brown (LSU) 24-7¾ | 1929—Gordon (Iowa) 24-8½ |
| 1964—Hopkins (Ariz.) 26-9¼ | 1952—Brown (UCLA) 25-11½ | 1940—Robinson (UCLA) 24-10½ | 1928—Hamm (Ga. Tech.) 25-0 |
| 1963—Mayfield (Cent. Ohio) 26-7 | 1951—Brown (UCLA) 24-5¾ | 1939—Atchinson (Tex.) 24-9¼ | 1927—Hamm (Ga. Tech.) 24-1 |
| 1962—Watson (Okla.) 26-½ | 1950—Biffle (Denver) 25-4¾ | 1938—Lacefield (UCLA) 25-1½ | 1926—Chere (Ill. Col.) 23-¾ |
| 1961—Meyers (Colo.) 25-0 | 1949—Johnson (Mich. St.) 25-2½ | 1937—King (Pitt Tchrs.) 25-3¼ | 1925—Hubbard (Mich.) 25-10½ |
| 1960—Boston (Ten. A & I) 25-5¾ | 1948—Steele (San Diego St.) 24-11¼ | 1936—Owens (Ohio St.) 25-10½ | 1923—Hubbard (Mich.) 25-2 |
| 1959—Shelby (Kan.) 25-5 | 1947—Steele (San Diego St.) 26-6 | 1935—Owens (Ohio St.) 26-1¾ | 1922—LeGendre (Georgetown) 24-3 |
| 1958—Shelby (Kan.) 25-3¼ | 1946—Robertson (Texas) 24-10½ | 1934—Olson (USC) 25-4¼ | 1921—Stinchcomb (Ohio St.) 23-3¾ |

Welcome

49th ANNUAL NCAA GUESTS

We want
Bishops
to be your
favorite
eating
place---



YOU'LL FIND
WE'RE JUST A LITTLE **FUSSIER**

**WAKONDA
SHOPPING
CENTER**
on Fleur Drive

Open Daily
11 a.m. to 2 p.m.
4:30 to 8 p.m.
Sunday 11 a.m.
to 7:30 p.m.

**MERLE HAY
PLAZA**

Open Daily
11 a.m. to 8 p.m.
Sunday 11 a.m.
to 7:30 p.m.

**DOWNTOWN
711 Locust St.**

Open Daily
7 p.m. to 2 p.m.
4:30 to 7:30 p.m.
Sundays 8 a.m.
to 2 p.m.

FREE PARKING AT WAKONDA AND MERLE HAY


the maker of America's

number 1

giant-screen color tv

1970 **ZENITH**
CHROMACOLOR
the dramatic difference
you can see in color tv!

featured in
23" giant-screen color tv console!
DIAG. 295 sq. in. picture



The MONDRIAN • A4519


Modern styled console in genuine oil finished Walnut veneers and select hardwood solids (A4519W), or genuine Pecan veneers and select hardwood solids



Zenith Chromacolor is a total system featuring the Zenith patented Chromacolor picture tube, incorporating Zenith's patented black-surround principle. Where giant-screen color picture tubes before Chromacolor have been made up of thousands of tiny red, green, and blue dots on a gray background, Zenith reduced the dots in size, surrounded them with jet black, and for the first time, fully illuminated every dot.

- EXCLUSIVE ZENITH COLOR COMMANDER CONTROL
- ZENITH TITAN 80 HANDCRAFTED CHASSIS
- EXCLUSIVE ZENITH CHROMATIC BRAIN COLOR DEMODULATOR
- ZENITH PATENTED AFC ■ SUPER VIDEO RANGE TUNER

A. A. Schneiderhahn Co. Iowa Distributors



Event Number 4

SHOT PUT

Trials—3:15 P. M., Thursday

Finals—4:00 P. M., Friday

WORLD RECORD—71-5½, Randy Matson, United States, 1967
 AMERICAN AND COLLEGIATE RECORD—71-5½, Randy Matson, Texas A&M, 1967
 STADIUM RECORD—68-8½, Randy Matson, Texas A&M, 1967
 NCAA MEET RECORD—67-9¼, Randy Matson, Texas A&M, 1967
 1969 NCAA FINISH—1. Salb, Kan., 64-9; 2. Wilhelm, Kan., 63-6¼; 3. Ostoich, UCLA, 62-2; 4. Marcus, UCLA, 61-7; 5. Hubbell, Wash., 61-7; 6. Colich, USC, 59-10.

KARL SALB
 Kansas
 1969 Champion Returns

OFFICIAL ENTRIES

(Number, Competitor, School, Best 1970 Performance)

- | | | |
|----------------------------------|---------------------------------------|--------------------------------------|
| 187 Bob Winchell, Ind., 58-3½ | 489 John Buehler, USC, 59-10 | 592 Vincent Monari, UTEP, 62-1 |
| 207 Doug Knop, Kan., 60-4½ | 490 Tom Colich, USC, 61-0 | 618 Mark Ostoich, UCLA, 62½ |
| 215 Karl Salb, Kan., 66-11¾ | 498 Dave Murphy, USC, 64-3 | 637 James Bloom, Navy, 56-6 |
| 218 Steve Wilhelm, Kan., 64-0½ | 519 Thomas Jones, Stanford, 57-5 | 643 Brian Caulfield, Utah St., 59-1½ |
| 232 Tom Johnson, Ky., 56-9½ | 559 Randy Nichols, Tex., 59-4 | 676 John Hubbell, Wash., 60-6 |
| 247 John J. Hanley, Md., 59-8 | 565 Ronnie Lightfoot, Tex. A&M, 58-9¼ | 701 John van Reenen, Wash. St., 63-9 |
| 335 George Tyms, No. Ill., 58-9¼ | 581 Fred DeBernardi, UTEP, 60-6¾ | 712 Eugene Smith, West. Ky., 57-10¼ |
| 396 Pete Shmock, Ore., 62-4 | | |

Qualifiers

- | | | | |
|---------|----------|----------|----------|
| 1. | 2. | 3. | 4. |
| 5. | 6. | 7. | 8. |
| 9. | 10. | 11. | 12. |

Final Results

- | | | |
|-------------------------|--------------------------|--|
| 1. 215 K. Salb 63'10¼" | 2. 498 D. Murphy 63'8" | 3. 701 J. Van Reenen 62'8" 63'6¼" |
| 4. 218 S. Wilhelm 61'5" | 5. 618 M. Ostoich 60'1½" | 6. 643 B. Caulfield 60'0" |


NCAA HONOR ROLL

- | | | | |
|-------------------------------|---------------------------------|----------------------------------|------------------------------|
| 1969—Salb (Kan.) 64-9 | 1957—Owen (Mich.) 59-5¼ | 1945—Quirk (Mo.) 53-1/8 | 1933—Torrance (LSU) 52-10 |
| 1968—Marcus (UCLA) 61-7¾ | 1956—Bantum (Manhattan) 60-1/2 | 1944—Wasser (NYU) 49-1 | 1932—Rhea (Neb.) 52-5¾ |
| 1967—Matson (Tex. A&M) 67-9½ | 1955—Nieder (Kan.) 57-3 | 1943—Aussieker (Mo.) 52-3¾ | 1931—Hall (USC) 49-9 |
| 1966—Matson (Tex. A&M) 67-1/2 | 1954—Jones (Miami-Ohio) 54-27/8 | 1942—Blozis (Georgetown) 54-95/8 | 1930—Rothert (Stan.) 51-1¾ |
| 1965—Steinhauer (Ore.) 62-6 | 1953—O'Brien (USC) 58-7¼ | 1941—Blozis (Georgetown) 54-10½ | 1929—Rothert (Stan.) 50-3 |
| 1964—Gubner (NYU) 61-8 | 1952—O'Brien (USC) 57-5/8 | 1940—Blozis (Georgetown) 56-1/2 | 1928—Rothert (Stan.) 49-10¾ |
| 1963—Gubner (NYU) 62-5 | 1951—Hooper (Texas A&M) 53-11 | 1939—Hackney (Kan. St.) 55-103/8 | 1927—Brix (Wash.) 46-73/8 |
| 1962—Long (USC) 64-7 | 1950—Fuchs (Yale) 56-11 3/16 | 1938—Hackney (Kan. St.) 51-8½ | 1926—Kuck (Emporia St.) 50-¾ |
| 1961—Long (USC) 63-3½ | 1949—Fuchs (Yale) 56-1½ | 1937—Francis (Neb.) 53-6 | 1925—Hartranft (Stan.) 50-0 |
| 1960—Long (USC) 61-9 | 1948—Fonville (Mich.) 54-7 | 1936—Reynolds (Stan.) 50-5½ | 1923—Anderson (USC) 46-8 |
| 1959—Shine (Penn.) 57-11¾ | 1947—Fonville (Mich.) 54-107/8 | 1935—Dees (Kan.) 51-1½ | 1922—Merchant (Cal.) 44-6½ |
| 1958—Davis (USC) 58-6½ | 1946—Mayer (NYU) 52-10½ | 1934—Torrance (LSU) 54-6 9/16 | 1921—Pope (Wash.) 45-4½ |

**CANADA DRY
DR. PEPPER
AND
HIRES
BEVERAGES**

**...Supporting The 1970
NCAA Champions**

2815-4th Street, Des Moines, Iowa



Event Number 5

HIGH JUMP

Trials—4:00 P. M., Thursday

Finals—4:00 P. M., Friday

WORLD RECORD—7-5 $\frac{3}{4}$, Valeriy Brumel, Soviet Union, 1963
 AMERICAN RECORD—7-4 $\frac{1}{4}$, Dick Fosbury, Unattached, 1968
 COLLEGIATE RECORD—7-3 $\frac{3}{4}$, John Thomas, Boston U., 1960
 STADIUM RECORD—7-1, Ray McGill, Kansas State, 1970
 NCAA MEET RECORD—7-2 $\frac{1}{2}$, Dick Fosbury, Oregon State, 1969
 1969 NCAA FINISH—1. Fosbury, Or. St., 7-2 $\frac{1}{2}$; 2. Celion, BYU, 7-1; 3. Jourdan, Fla., 7-1; 4. Voss, Wash. St., 7-0; 5. McGill, Kan. St., 6-11; 6. Heikkila, Minn., 6-10.

DICK FOSBURY
 Oregon State
 1969 Champion

OFFICIAL ENTRIES

(Number, Competitor, School, Best 1970 Performance)

- | | | |
|---|---|---|
| 15 Lorenzo Allen, Ariz., 6-11 | 260 Gary Cameron, Miami, 6-10 | 532 Lonnie Hance, Tenn., 6-11 |
| 43 Christer Celion BYU, 7-1 $\frac{1}{2}$ | 261 Steve Fisher, Miami, 6-10 | 549 Bruce Washburn, Tenn., 6-8 |
| 50 Ken Lundmark, BYU, 7-1 $\frac{1}{2}$ | 267 John Mann, Mich., 6-10 | 563 Ben Greathouse, Tex. A&M, 6-10 |
| 52 Dan Mendenhall, BYU, 6-9 | 285 Tim Heikkila, Minn., 6-10 | 572 Marvin Taylor, Tex. A&M, 6-9 |
| 76 John Watson, Cal Poly, Pomona, 6-9 | 290 Glenn Miller, Mo., 6-9 | 577 David Quisenberry, TCU, 6-9 |
| 83 Clarence Johnson, Calif., 7-0 | 298 Dan Brooks, Nebr., 6-9 | 583 Scott English, UTEP, 7-0 $\frac{1}{2}$ |
| 97 Chris Dunn, Colgate, 6-9 $\frac{1}{4}$ | 299 Howard Burns, Nebr., 6-9 | 612 Harold Greenwood, UCLA, 6-11 |
| 164 Larry Dykstra, Ill., 6-10 | 321 David Hilliard, No. Car., 6-9 $\frac{3}{4}$ | 614 Steve Lang, UCLA, 6-10 |
| 173 Gary Hauptert, Ind., 7-0 | 362 Ray Hupp, Oh. St., 6-10 $\frac{1}{4}$ | 633 Bruce Peltier, Army, 6-10 |
| 185 Charles Taylor, Ind., 6-8 | 372 George Holland, Ok. St., 6-10 | 682 Don Shields, Wash., 6-9 |
| 189 Steve Cooksey, Ind. St., 6-9 | 411 John Radetich, Ore. St., 7-1 | 702 Jim Voss, Wash. St., 6-10 $\frac{1}{2}$ |
| 222 Ray McGill, Kan. St., 7-1 | 444 Eugene Halton, Prince., 6-10 $\frac{1}{2}$ | 704 Peter Wright, Wash. St., 7-0 $\frac{1}{4}$ |
| 235 Robby Rothfuss, Ky., 6-8 | 471 Fred Maglione, St. Joe., 6-9 $\frac{1}{2}$ | 706 Willard Sojourner, Weber St., 7-0 $\frac{1}{2}$ |
| 246 Joseph David, Md., 7-1 $\frac{1}{2}$ | 506 Michael Bernard, So. Ill., 7-0 | 749 Pat Matzdorf, Wisc., 6-11 |

Qualifiers

- | | | | |
|---------|----------|----------|----------|
| 1. | 2. | 3. | 4. |
| 5. | 6. | 7. | 8. |
| 9. | 10. | 11. | 12. |

Final Results

- | | | |
|---------------------------|------------------------|-------------------------|
| 1. 749. P. Matzdorf 7'1" | 2. 704. P. Wright 7'1" | 3. 50. K. Lundmark 7'0" |
| 4. 706. W. Sojourner 7'0" | 5. 43. C. Celion | 6. 173. G. Hauptert |

NCAA HONOR ROLL

- | | | | |
|--|---|--|---|
| 1969—Fosbury (Ore. St.) 7-2 $\frac{1}{2}$ | 1955—Shelton (USC) 6-11 $\frac{1}{8}$ | 1943—Sheffield (Utah) 6-8 | 1933—McNaughton (USC) 6-4 |
| 1968—Fosbury (Ore. St.) 7-2 $\frac{1}{4}$ | 1954—Shelton (USC) 6-10 $\frac{1}{4}$ | 1942—Berry (Southern) 6-7 $\frac{3}{4}$ | Murphy (N. Dame) |
| 1967—Brown (Idaho) 7-1 | 1953—Mead (Mich.) 6-8 $\frac{1}{8}$ | 1941—Steers (Ore.) 6-10 $\frac{1}{8}$ | 1932—Nelson (Butler) 6-5 $\frac{3}{4}$ |
| 1966—Burrell (Nev.) 7-1 | Hall (Fla.) | 1940—Wilson (USC) 6-6 $\frac{1}{2}$ | 1931—Jones (Ball St.) 6-3 $\frac{3}{4}$ |
| 1965—Costello (Md.) 6-11 | Smith (Wayne) | Canham (Mich.) | 1930—Stewart (USC) 6-3 $\frac{3}{4}$ |
| 1964—Rambo (Long Beach St.) 7- $\frac{1}{4}$ | 1952—Barnes (Ore.) 6-8 | 1939—Wilson (USC) 6-6 | 1929—Shelby (Okla.) 6-3 |
| 1963—Hoyt (USC) 6-9 | Davis (Tex. A&M) | 1938—Cruter (Colo.) 6-8 $\frac{3}{4}$ | 1928—King (Stan.) 6-5 $\frac{1}{2}$ |
| 1962—Olsen (Cal.) 6-10 | 1951—Hall (Fla.) 6-9 | Albritton (Ohio St.) | 1927—Shepherd (Tex.) 6-5 $\frac{1}{2}$ |
| 1961—Thomas (Boston U.) 7-2 | 1950—McGrew (Rice) 6-7 | 1937—Cruter (Colo.) 6-6 $\frac{1}{4}$ | Burg (Chi.) |
| 1960—Thomas (Boston U.) 7-0 | 1949—Phillips (Brown) 6-7 | Albritton (Ohio St.) | 1926—Haggard (Tex.) 6-7 $\frac{1}{4}$ |
| 1959—Williams (San Jose St.) 6-9 $\frac{3}{4}$ | 1948—Eddleman (Ill.) 6-7 | 1936—Walker (Ohio St.) 6-6 $\frac{1}{8}$ | 1925—Bransford (Mo.) 6-2 |
| Moss (Ore. St.) | Mondschein (NYU) | Albritton (Ohio St.) | Russell (Chi.) |
| 1958—Stewart (SMU) 6-9 $\frac{1}{4}$ | 1947—Mondschein (NYU) 6-6 | 1935—Philson (Drake) 6-4 $\frac{7}{8}$ | Hampton (Cal.) |
| 1957—Stewart (SMU) 6-7 $\frac{1}{2}$ | 1946—Wiesner (Mrqut.) 6-8 $\frac{3}{8}$ | 1934—Marty (Fres.) 6-6 $\frac{3}{4}$ | 1923—Poor (Kan.) 6-1 |
| Urbanckas (Ill.) | 1945—Sheffield (Utah) 6-6 $\frac{5}{8}$ | Spitz (NYU) | 1922—Murphy (N. Dame) 6-2 $\frac{1}{2}$ |
| 1956—Reavis (Villa.) 6-6 $\frac{1}{4}$ | Wiesner (Mrqut.) | | Osborne (Ill.) |
| Lang (Mo.) | 1944—Wiesner (Mrqut.) 6-7 | | 1921—Murphy (N. Dame) 6-3 |
| Dyer (UCLA) | | | |

The Fascination of Man vs. Time


Man against man long has held a fascination for everyone. Man against man, and both against the elements, has held such a deep fascination that it easily may explain the tremendous popularity of Western movies and TV shows.

It also explains the intensity of the track fan who rivets his attention on man against man, and both against the element of time—and, in the case of field events, the elements of height and distance as well.

The fascination with time never ends. The Bulova Watch Company's natural interest in time accounts for the presence of the Bulova Accutron Phototimer at major track meets in the nation, including this NCAA championship and other major meets like the National AAU championships, Drake Relays, IC4A championships, and Olympic trials.

That odd-looking green box perched high in the stands (the Bulova Accutron Phototimer camera) has been the court of last resort in deciding some very unusual races.

Whoever would dream of a six-mile race ending in a photo-finish, with two runners clocked in the same time by officials using hand-operated Sports Timers? It happened, in the 1965 AAU championships, but the Phototimer proved that Billy Mills beat Gerry Lindgren by the margin of 5/100ths of a second.



Mills

Again in the three-mile run of the NCAA championships of 1965, Doug Brown, of Montana, and John Lawson, of Kansas, ran so close a race that the fans demonstrated for their favorites in an effort to influence the judges' decision. The hand timers caught both men in the same time of 13 minutes 40.2 seconds, but the Phototimer showed Brown the winner by a fraction.

An even closer "Believe-it-or-not" was the very first meet at which the earliest version of a Bulova Phototimer performed—the National AAU cross-country championships of 1948. Bob Black and Curtis Stone finished 1/100th of a second apart, with the Phototimer picture making it possible for the judges to declare Black the winner.

Unlike the hand-operated Sports Timers that Bulova, through jewelers all over the nation, supplies to hundreds of events, the Bulova Phototimer system is an electronic device that photographs both the runner and his time.

A comparison of these two timing systems inevitably raises the question: When does a race actually start?


Harry B. Henshel, Bulova president and timing advisor to the National AAU, has studied the subject for years. He says the answer depends on whose point of view you take—that of the runner, the individual timing official at the finish line or the Bulova Phototimer, which is at both the start and the finish line.

"For the runner," says Henshel, "the race starts when the sound of the gun reaches his ears and he reacts by beginning to run. For the official at the finish line, as much as 100 yards from the start in outdoor track, the race begins when he reacts to the flash from the starter's gun, by starting his Timer.

"For the Phototimer, the race starts with the flash of the gun that instantaneously triggers an electronic control attached to the barrel of the starter's gun."

Henshel emphasizes that, since the Phototimer reacts instantaneously, while the human timer reacts a fraction more slowly, the Bulova time usually is a bit slower than that shown by the hand timers.

If it were possible, Henshel believes that a foot race, like a horse race, should start at a specific electronic point beyond the starting line. This would be the true beginning of a race.



Event Number 6

120-YARD HIGH HURDLES

Trials—4:30 P. M., Thursday
 Semi-Finals—5:00 P. M., Friday
 Finals—6:00 P. M., Friday

WORLD RECORD—13.2, Martin Lauer, West. Germany, 1959; Lee Calhoun, U. S., 1960; Earl McCullouch, U. S., 1967. Pending: 13.2, Willie Davenport, U. S., 1969
 AMERICAN RECORD—13.2, Lee Calhoun, Unat., 1960; Earl McCullouch, USC, 1967; Willie Davenport, Houston Striders, 1969
 COLLEGIATE RECORD—13.2, Earl McCullouch, USC, 1967; Erv Hall, Villanova, 1969
 STADIUM RECORD—13.6, Willie Davenport, Southern, 1967; Tom Hill, Ark. St., 1970
 NCAA MEET RECORD—13.2, Erv Hall, Villanova, 1969
 1969 NCAA FINISH—1. Hall, Vill., 13.3; 2. High, Tenn., 13.5; 3. Flowers, Tenn., 13.5; 4. Byers, Kan., 13.6; 5. Hill, Ark. St., 13.7; 6. McCready, UNI, 13.7

ERV HALL
 Villanova
 1969 Champion

OFFICIAL ENTRIES

(Number, Competitor, School, Best 1970 Performance)

- | | | |
|-------------------------------------|------------------------------------|---------------------------------------|
| 31 Thomas Hill, Ark. St., 13.6 | 370 Jim Bolding, Ok. St., 13.9 | 571 Donny Rogers, Tex. A&M, 14.1 |
| 40 Paul Zitko, Bowl. Gr., 14.1 | 407 Lowell Harris, Ore. St., 14.0 | 575 Larry McBryde, TCU, 13.8 |
| 63 Dave McLucas, Cal. St., LB, 14.2 | 423 Scott Chatham, Penn. St., 14.2 | 585 Paul Gibson, UTEP, 13.6 |
| 100 Marcus Walker, Colo., 13.7 | 455 Greg Gilliland, Rice, 13.9 | 666 Chris Nicholson, Va. Tech., 14.0 |
| 269 Godfrey Murray, Mich., 13.7 | 486 Billy Novo, So. Car., 14.0 | 681 Jim Seymour, Wash., 14.0 |
| 278 John Morrison, Mich. St., 14.2 | 491 Tyrone Dutton, USC, 13.9 | 693 Dick Olsen, Wash. St., 13.9 |
| 300 Randy Butts, Neb., 13.9 | 492 Herman Franklin, USC, 13.5 | 731 Preston Carrington, Wichita, 14.0 |
| 342 Rich Taylor, Nwst., 13.9 | 537 Bill High, Tenn., 13.6 | |
| 360 John Heinrich, Oh. St., 14.2 | 544 Pete Mattina, Tenn., 13.9 | |

Trials

- | | | | |
|---------|---------|---------|---------|
| 1. | 2. | 3. | 4. |
| 1. | 2. | 3. | 4. |
| 1. | 2. | 3. | 4. |
| 1. | 2. | 3. | 4. |

Semi-Finals

- | | | | |
|---------|---------|---------|---------|
| 1. | 2. | 3. | 4. |
| 1. | 2. | 3. | 4. |


Final Results

- | | |
|---------|---------|
| 1. | 4. |
| 2. | 6. |
| 3. | 5. |

NCAA HONOR ROLL

- | | | | |
|-------------------------------|-------------------------------------|------------------------------|-------------------------------|
| 1969—Hall (Vill.) 13.3 | 1956—Calhoun (NCC) 13.7* | 1944—Nichols (Ill.) 15.3 | 1932—Saling (Iowa) 14.2* |
| 1968—McCullouch (USC) 13.4* | 1955—Campbell (Ind.) 13.9 | 1943—Cummins (Rice) 14.6 | 1931—Kellar (Ohio St.) 14.6 |
| 1967—McCullouch (USC) 13.4 | 1954—Thompson (Ill.) 14.2 | 1942—Wright (Ohio St.) 14.2 | 1930—Anderson (Wash.) 14.4 |
| 1966—Copeland (UCLA) 13.6 | 1953—Davis (USC) 14.0 | 1941—Wright (Ohio St.) 14.0 | 1929—Rockaway (Ohio St.) 14.7 |
| 1965—Kerry (Rice) 13.7* | 1952—Davis (USC) 14.0* | 1940—Dugger (Tufts) 13.9 | 1928—Kane (Ohio Wes.) 14.7 |
| 1964—May (Rice) 13.7* | 1951—Davis (USC) 13.7 | 1939—Walcott (Rice) 14.2 | 1927—Baskin (Auburn) 14.9 |
| 1963—Green (So. Ill.) 14.1 | 1950—Attlesey (USC) 14.0* | 1938—Wolcott (Rice) 14.1 | 1926—Guthrie (Ohio St.) 14.8 |
| 1962—Tarr (Ore.) 13.5 | 1949—Dixon (UCLA) 13.9* | 1937—Towns (Ga.) 14.3 | 1925—Leistner (Stan.) 14.6 |
| 1961—Tarr (Ore.) 13.9 | 1948—Scott (Ark.) 13.7* | 1936—Towns (Ga.) 14.3* | 1923—Riley (Kan. St.) 15.2 |
| 1960—Johnson (UCLA) 14.0* | 1947—Dillard (Baldwin-Wallace) 14.1 | 1935—Allen (Okla. Bap.) 14.5 | 1922—Barron (Penn St.) 15.4 |
| 1959—Jones (E. Mich.) 13.6 | 1946—Dillard (Baldwin-Wallace) 14.1 | 1934—Kopstock (Stan.) 14.4 | 1921—Thomson (Dart.) 14.4 |
| 1958—Gilbert (Win.-Sal.) 13.9 | 1945—Walker (Ill.) 14.9 | 1933—Meier (Stan.) 14.2 | *110 meters |
| 1957—Calhoun (NCC) 13.6 | | | |

BULOVA ACCUTRON PHOTOTIMER being used at the NCAA Championships



Car Service
 Dining Room Service
 Carry Out Service

*The Home
 of
 Friendly
 Dining*

**Before or after the Meet
 you are always welcome.**

STOP AND ENJOY THE WORLD'S
 BEST HAMBURGER, ONION RINGS,
 HOMEMADE SOUPS, FRESH BAKED
 PIES AND OUR FINE DESSERTS.

IN GREATER DES MOINES

- 1245 Harding Road (just east of Drake Stadium)
- 3220 S.E. 14th
- 3025 Douglas
- 313 Eighth (just north of Younkers)
- 1234 Euclid
- 2714 Grand Avenue
- 4019 Merle Hay Road
- 1311 Grand, West Des Moines

OUTSIDE DES MOINES

- 801 Lincoln Way AMES
- 312 Jefferson BURLINGTON
- 1313 N. Roosevelt Avenue BURLINGTON
- 2415 Main CEDAR FALLS
- 4545 First Avenue S.E. CEDAR RAPIDS
- 2747 16th Avenue S.W. CEDAR RAPIDS
- 3414 Mt. Vernon Road CEDAR RAPIDS
- 327 Second Street CORALVILLE
- 317 W. Broadway COUNCIL BLUFFS
- 614 Second Avenue S. FORT DODGE
- 1455 Sand Road IOWA CITY
- Keosippi Pl. Shpg. Ctr. KEOKUK
- 102 E. State Street MARSHALLTOWN
- 1612 So. Federal MASON CITY
- Newton Shopping Center. NEWTON
- 1622 Pierce Street SIOUX CITY
- 1819 Morningside Avenue SIOUX CITY
- 3362 Falls Avenue WATERLOO
- 321 E. 4th Street WATERLOO



Event Number 7

100-YARD DASH

Trials—5:30 P. M., Thursday

Semi-Finals—5:30 P. M., Friday

Finals—6:15 P. M., Friday

WORLD RECORD—9.1, Bob Hayes, U. S., 1963; Harry Jerome, Canada, 1966; Jim Hines and Charlie Greene, U. S., 1967. Pending: John Carlos, U. S., 1969
 AMERICAN RECORD—9.1, Bob Hayes, Fla. A&M TC, 1963; Jim Hines, Tex. So., and Charlie Greene, Nebr., 1967; John Carlos, San Jose St., 1969
 COLLEGIATE RECORD—9.1, Jim Hines, Tex. So., and Charlie Greene, Nebr., 1967. Pending: John Carlos, San Jose St., 1969
 STADIUM RECORD—9.2, Mike Goodrich, Ind., 1969; Mel Gray, Missouri, 1970
 NCAA MEET RECORD—9.1, Charlie Greene, Nebr., 1967
 1969 NCAA FINISH—1. Carlos, San Jose St., 9.2; 2. Miller, USC, 9.2; 3. Smith, San Jose St., 9.3; 4. Gray, Mo., 9.3; 5. Hurd, Notre Dame, 9.4; 6. Robinson, UCLA, 9.4

JOHN CARLOS
 San Jose State
 1969 Champion

OFFICIAL ENTRIES

(Number, Competitor, School, Best 1970 Performance)

24 Doug Hawken, Ariz. St., 9.4	255 Maurice Knight, Mem. St., 9.5	525 Andy Bennett, Tenn., 9.8
25 John Holbrook, Ariz. St., 9.4	257 Gerald Tinker, Mem. St., 9.3	538 Merlyn Hood, Tenn., 9.5
37 Bobby Jones, Bowl. Gr., 9.6	265 Eugene Brown, Mich., 9.6	539 Trevor James, Tenn.
55 Curt Biggers, Cal. St., LB, 9.5	281 Herb Washington, Mich. St., 9.4	542 Gee Lee, Tenn., 9.7
78 Isaac Curtis, Calif., 9.3	289 Mel Gray, Mo., 9.2	550 Wayne Whigham, Tenn., 9.7
82 Eddie Hart, Calif., 9.3	307 Horace Levy, Nebr., 9.5	564 Scotty Hendricks, Tex. A&M, 9.5
85 David Masters, Calif., 9.5	359 Jim Harris, Oh. St., 9.5	573 Rockie Woods, Tex. A&M, 9.3
157 Jerry Reeves, Hous., 9.6	361 Jerry Hill, Oh. St., 9.5	584 Michael Fray, UTEP, 9.4
172 Mike Goodrich, Ind., 9.4	371 Earl Harris, Ok. St., 9.4	586 Clyde Glosson, UTEP, 9.4
174 Larry Highbaugh, Ind., 9.5	377 Dennis Schultz, Ok. St., 9.5	589 Harrington Jackson, UTEP, 9.2
209 Mickey Mathews, Kan., 9.5	387 Albert Hearvey, Ore., 9.4	619 Reggie Robinson, UCLA, 9.4
211 Julio Meade, Kan., 9.6	415 Ernie Smith, Ore. St., 9.4	625 Ronnie Welch, UCLA, 9.4
214 Phil Reaves, Kan., 9.5	416 Willie Turner, Ore. St., 9.3	694 Norbert Payton, Wash. St., 9.5
228 Leonard Turner, Kent St., 9.5	437 Lorenzo Russell, Pepper., 9.5	698 Larry Scheurer, Wash. St., 9.5
231 Jim Green, Ky., 9.4	461 Robert Kerry, Rutgers, 9.6	703 Forey Walter, Wash. St., 9.5
254 Ed Hammonds, Mem. St., 9.4	507 Ivory Crockett, So. Ill., 9.3	708 William Krouse, West. Chest., 9.6

Trials

1.	2.	3.	4.
1.	2.	3.	4.
1.	2.	3.	4.
1.	2.	3.	4.

Semi-Finals

1.	2.	3.	4.
1.	2.	3.	4.

Final Results


1.	2.	3.
4.	5.	6.

NCAA HONOR ROLL

1969—Carlos (San Jose St.) 9.2	1956—Morrow (Ab. Christ.) 10.4*	1943—Davis (Cal.) 10.0	1930—Wykoff (USC) 9.4
1968—Miller (USC) 10.1*	1955—Golliday (NW) 9.6	1942—Davis (Cal.) 9.6	1929—Simpson (Ohio St.) 9.4
1967—Greene (Neb.) 9.2	1954—Williams (Ill.) 9.5	1941—Ewell (Penn State) 9.6	1928—Brace (Rice) 9.6
1966—Greene (Neb.) 9.3	1953—Williams (Ill.) 9.7	1940—Ewell (Penn State) 9.6	1927—Alderman (Mich. St.) 9.9
1965—Greene (Neb.) 9.4	1952—Golliday (NW) 10.4*	1939—Elarbe (Tuskegee) 9.8	1926—Locke (Neb.) 9.9
1964—Jerome (Ore.) 10.1*	1951—Bragg (Mor. State) 9.6	1938—Elarbe (Tuskegee) 9.7	1925—Hubbard (Mich.) 9.8
1963—Quested (Stan.) 9.7	1950—Boyd (Loy. Cal.) 9.8	1937—Stoller (Mich.) 9.7	1923—Clark (J. Hopkins) 9.9
1962—Budd (Vill.) 9.4	1949—Patton (USC) 9.7	1936—Owens (Ohio St.) 10.2*	1922—Paulu (Grinnell) 9.9
1961—Budd (Vill.) 9.4	1948—Patton (USC) 10.4*	1935—Owens (Ohio St.) 9.8	1921—Paulu (Grinnell) 10.0
1960—Tidwell (Kan.) 10.2*	1947—Patton (USC) 9.7	1934—Metcalfe (Mrqut.) 9.7	
1959—Tidwell (Kan.) 9.3w	1946—Mathis (Ill.) 9.6	1933—Metcalfe (Mrqut.) 9.4	
1958—Murchison (W. Mich.) 9.5	1945—Van Velzer (Navy) 10.1	1932—Metcalfe (Mrqut.) 10.2*	
1957—Morrow (Ab. Christ.) 9.4	1944—Young (Ill.) 9.7	1931—Wykoff (USC) 9.6	

*100 meters


BULOVA ACCUTRON PHOTOTIMER being used at the NCAA Championships



ROBERT READER
Oregon State
Triple Jump



VIC NELSON
Kentucky
3 and 6 Mile




FRED COOPER
Texas
Mile



JIM GREEN
Kentucky
Sprints



DUNCAN MAC DONALD
Stanford
Mile



Event Number 8

SIX-MILE RUN

Finals—6:45 P. M., Friday

- WORLD RECORD—26:47.0, Ron Clarke, Australia, 1965
 AMERICAN RECORD—27:11.6, Billy Mills, Camp Pendleton, and Gerry Lindgren, Wash. St. Fr., 1965
 COLLEGIATE RECORD—27:59.2, Doug Brown, Montana, 1965. Pending: 27:56.8, Van Nelson, St. Cloud St., 1968
 STADIUM RECORD—27:29.9, Jack Bachelor, Fla. TC, 1969
 NCAA MEET RECORD—27:59.2, Doug Brown, Montana, 1965
 1969 NCAA FINISH—1. Shorter, Yale, 29:00.2; 2. Riley, Wash. St., 29:23.2; 3. Colehour, East, Ky., 29:25.0; 4. Coolidge, Kent St., 29:25.4; 5. Moore, So. Ill., 29:50.4; 6. Walsh, Vill., 29:54.8

FRANK SHORTER
 Yale
 1969 Champion

OFFICIAL ENTRIES

(Number, Competitor, School, Best 1970 Performance)

- | | | |
|--|--|--|
| 29 Bob Gray, Ark. St. | 126 Jerry Kraiss, East. Ky., 30:28 | 593 Kerry Pearce, UTEP |
| 34 Steve Danforth, Bowl. Gr. | 129 Patrick Leddy, E. Tenn. | 599 Robert Walczak, UTEP |
| 35 Tracy Elliott, Bowl. Gr., 29:28.0 | 135 Ken Misner, Fla., St. | 603 Taylor Aultman, Tulane, 30:25 |
| 38 Sidney Sink, Bowl. Gr., 29:06.6 | 142 Joel Lee Majors, Ga. Tech., 31:39 | 606 John Jones, Air Force |
| 46 Dave Hindley, BYU, 28:30.6 | 165 Kenneth Howse, Ill., 29:41.4 | 608 Hartzell Alpizar, UCLA, 28:52.8 |
| 53 Lasse Viren, BYU | 178 Bob Legge, Ind., 29:24 | 647 Phil Banning, Villa. |
| 58 Ron Kurrk, Cal. St., LB, 30:12.0 | 196 Dennis R. McGuire, Ia. St., 29:12.2 | 648 Dick Buerkle, Villa., 28:34.7 |
| 66 Ron Pryor, Cal. St., LB, 30:39 | 226 Edmund Norris, Kent State | 662 Donal Walsh, Villa., 29:31.0 |
| 72 Lynn Buehler, Cal. Poly., Pomona, 30:19 | 328 Lawrence Joseph, Neast, 31:17 | 690 Mark Hiefield, Wash. St., 30:11 |
| 73 John Cavanaugh, Cal. Poly., Pomona, 30:12 | 352 Robert Bertelsen, Ohio, 28:27.0 | 695 Rick Riley, Wash. St. |
| 74 Phil Ryan, Cal. Poly., Pomona, 29:48 | 389 Mike Lyons, Ore., 30:03 | 699 Don Smith, Wash. St. |
| 75 Bill Scruggs, Cal. Poly., Pomona, 30:17 | 392 Steve Prefontaine, Ore., 28:12 | 715 John Bennett, West. Mich., 29:30.4 |
| 102 Wes Crist, Colo. St., 29:30.6 | 422 Matthew Chadwick, Penn. St., 29:38.7 | 717 Gary Harris, West. Mich., 29:17.4 |
| 104 John Vitale, Conn., 29:01.8 | 439 Dave Chesebrough, Pitt. | 718 David Hein, West. Mich. |
| 105 Jon Anderson, Cornell, 28:53.4 | 497 Jeffrey Marsee, USC, 29:38.8 | 720 Jeromee Liebenberg, West. Mich., 29:17.6 |
| 110 Dan Candiano, DePaul | 502 Fred Ritcherson, USC | 748 Mike Kane, Wisc. |
| 111 John Collet, DePaul, 29:13 | 516 Gregory Brock, Stanford, 29:10.0 | 757 Vic Nelson, Ky. |
| | 579 John Bednarski, UTEP | |
| | 580 Robert Crowe, UTEP | |

- | | |
|---------|---------|
| 1. | 4. |
| 2. | 5. |
| 3. | 6. |

NCAA HONOR ROLL

1969—Shorter (Yale) 29:00.2	1966—Lindgren (Wash. St.) 28:07.0	1963—Marin (USC) 30:32.9	1948—Black (Rhode Island) 32:13.5*
1968—Lindgren (Wash. St.) 29:41.0*	1965—Brown (Mont.) 27:59.2	1956—Jones (Mich. St.) 31:15.3*	*10,000 meters
1967—Lindgren (Wash. St.) 28:44.0	1964—Murphy (San Jose St.) 29:37.8*	1952—Dieke (Wis.) 32:25.1*	

BULOYA ACCUTRON PHOTOTIMER being used at the NCAA Championships

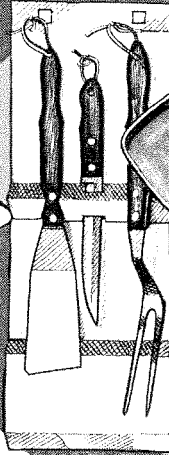
Home Federal

sizzles

OUTDOOR GRILL
Great for summer cook-outs!
Portable. Sturdy.
Ready to sizzle!




BAR B.Q. TOOLS
Tlica outdoor cutlery!
Stainless steel.
Hardwood handles.




WEAR-EVER GRIDDLE
Teflon no-stick,
no-scor sizzler.
Great indoors or out!



THERM-O-BOWL
Excellent for picnics!
2½ quart size.
Keeps things hot or cold.

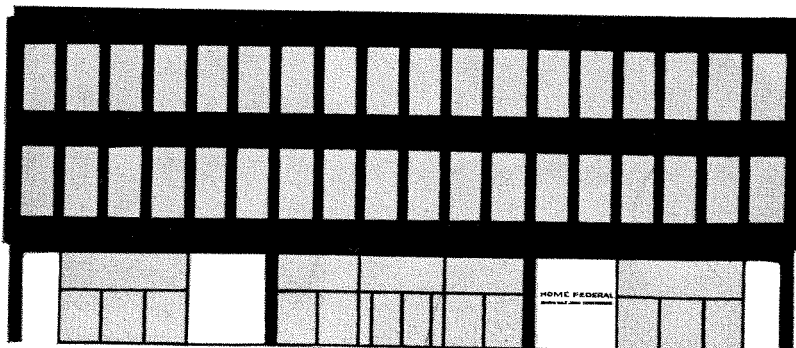


CORNING WARE LOAF DISH
Add to your collection.
Perfect for that special
hot or cold picnic dish.




FREE

Add sizzle to your summer when you save at Home Federal! Open an account for \$250 or more (or add that much to your present account) and choose one of five free indoor-outdoor conveniences for summertime living. Come in and take your pick or, if you prefer, we'll send you your choice by mail . . . absolutely free. Passbook savings earn a sizzling 5%, certificates even more. Save . . . and get one of these free summer sizzlers NOW at Home Federal. Offer good through July 17, 1970. One per family, please.



HOME FEDERAL

IOWA'S LARGEST SAVINGS AND LOAN ASSOCIATION • Sixth and Grand • Des Moines, Iowa 50307



Event Number 9

JAVELIN THROW

Trials—2:00 P. M., Thursday

Finals—2:00 P. M., Saturday

(Event Held Outside Stadium)

WORLD RECORD—301-9¹/₄, Janis Lulis, Soviet Union, 1968. Pending: 304-1¹/₂, Jorma Kinnunen, Finland, 1969

AMERICAN RECORD—292-8, Mark Murro, Ariz. St., 1969. Pending: 300-0, Murro, 1970

COLLEGIATE RECORD—284-0, John Tushaus, Ariz., 1966. Pending: 292-8, Murro, 1969; 300-0, 1970

STADIUM RECORD—265-6, Bill Schmidt, North Tex. St., 1970

NCAA MEET RECORD—273-3, Bill Skinner, Tenn., 1969

1969 NCAA FINISH—1. Murro, Ariz. St., 265-9; 2. Skinner, Tenn., 261-10; 3. Reiss, Md., 253-2; 4. Fish, Ohio, 252-1; 5. Waddell, Ariz., 243-8; 6. Collins, Clemson, 239-7

MARK MURRO
Arizona State
1969 Champion Returns

OFFICIAL ENTRIES

(Number, Competitor, School, Best 1970 Performance)

- | | | |
|---|--|--------------------------------------|
| 20 Jack McEwen, Ariz., 236-1 | 242 John Bacon, Md., 260-7 | 426 Robert Gill, Penn. St., 230-1 |
| 21 Roy Waddell, Ariz., 235-4 | 249 David Reiss, Md., 258-10 | 427 Scott Hagy, Penn. St., 239-9 |
| 27 Mark Murro, Ariz. St., 300 | 258 Russell Valentine, Mem. St., 233-7 | 440 Robert Kouvolos, Pitt., 256-2 |
| 36 Jeffrey Huston, Bowl. Gr., 227-4 | 320 Charles Gibson, No. Car., 232-4 | 528 Bill Chisholm, Tenn., 206-10 |
| 84 Bruce Kennedy, Calif., 249-10 | 338 Bill Schmidt, No. Tex., 280-7 | 547 Bill Skinner, Tenn., 276-3 |
| 91 John Tobin, Calif., SB, 232-9 | 367 Robert Balsters, Okla., 239-11 | 635 Bob Wallis, Army, 251-8 |
| 92 Dick Bedlington, Cent. Wash., 241-11 | 368 Dennis Mathies, Okla., 230-6 | 638 Robert Kirk, Navy, 231-6 |
| 94 Thomas Collins, Clem., 262-2 | 394 Mark Richardson, Ore., 247-3 | 645 Craig Harrison, Utah St., 244-10 |
| 96 Dennis Chandler, Clem., 229-6 | 400 Mack Wilkins, Ore., 257-8 | 673 Cary Feldmann, Wash., 241-6 |
| 202 Sam Colson, Kan., 238-7 | 414 Greg Rigby, Ore. St., 221-8 | 736 Robert Daniel, Wm. & Mary, 236-6 |
| 224 Mike Ross, Kan. St., 244-10 | 417 Tim Voth, Ore. St., 242-10 | |

Qualifiers

- | | | | |
|---------|----------|----------|----------|
| 1. | 2. | 3. | 4. |
| 5. | 6. | 7. | 8. |
| 9. | 10. | 11. | 12. |

Final Results

- | | | |
|---------|---------|---------|
| 1. | 2. | 3. |
| 4. | 5. | 6. |

NCAA HONOR ROLL

- | | | | |
|---|---|---|--|
| 1969—Murro (Ariz. St.) 265-9 | 1956—Conley (Cal. Tech.) 239-11 | 1944—Ray (Wis.) 174-5 ⁸ / ₁₆ | 1933—Purvis (Purdue) 216-6 ¹ / ₄ |
| 1968—O'Donnell (Wash. St.) 258-11 | 1955—Bitner (Kan.) 246-1 | 1943—Gast (Iowa St.) 202-1 ¹ / ₂ | 1932—Williams (Hampton) 215-0 |
| 1967—McNabb (LSU) 263-5 | 1954—Long (Stan.) 226-8 ³ / ₄ | 1942—R. Biles (Cal.) 213-9 ³ / ₄ | 1931—Churchill (Cal.) 215-0 |
| 1966—Stevenson (Penn. St.) 258-5 | 1953—Genther (USC) 216-9 ³ / ₄ | 1941—M. Biles (Cal.) 220-1 | 1930—Churchill (Cal.) 204-2 |
| 1965—Tushaus (Ariz.) 250-5 ¹ / ₂ | 1952—Roseme (Cal.) 228-8 ³ / ₄ | 1940—M. Biles (Cal.) 204-10 | 1929—Mortensen (USC) 203-7 ³ / ₄ |
| 1964—Tipton (Ore.) 249-10 ¹ / ₂ | 1951—Missfeldt (Ore.) 219-4 ³ / ₄ | 1939—Peoples (USC) 220-6 ¹ / ₂ | 1928—Bartlett (Albion) 216-7 |
| 1963—Covelli (Ariz. St.) 257-8 ¹ / ₂ | 1950—Held (Stan.) 216-8 ⁵ / ₁₆ | 1938—Yukmanic (Penn. St.) 215-8 ¹ / ₁₆ | 1927—Pilling (Utah) 199-8 |
| 1962—Sikorsky (USC) 249-4 | 1949—Held (Stan.) 224-8 ¹ / ₄ | 1937—Todd (San Jose St.) 214-9 ³ / ₁₆ | 1926—Northrup (Mich.) 200-10 |
| 1961—Wilkinson (Redlands) 247-8 ¹ / ₂ | 1948—Held (Stan.) 209-8 | 1936—Terry (Hardin-Simmons) 226-2 ³ / ₄ | 1925—Northrup (Mich.) 201-11 |
| 1960—Alley (Kan.) 268-9 | 1947—Likins (San Jose St.) 209-1 | 1935—Gongloff (Pitt.) 221-3 ¹ / ₈ | 1923—Frieda (Chi.) 191-6 |
| 1959—Alley (Kan.) 240-5 ¹ / ₂ | 1946—Likins (San Jose St.) 198-10 ¹ / ₂ | 1934—Parke (Ore.) 220-11 ⁵ / ₁₆ | 1922—Hoffman (Mich.) 202-3 |
| 1958—Fromm (Pac. Luth.) 257-1 ¹ / ₄ | 1945—Patton (Navy) 191-1 | | 1921—Hanner (Stanford) 191-2 ¹ / ₄ |
| 1957—Fromm (Pac. Luth.) 248-1 | | | |

YOUTH IS KEYNOTE —

By Jon Hendershott

Track & Field News, Los Altos, California

(Note: Because of publishing deadlines, this article was prepared with information available through June 8 before such major competitions as the Sacramento and Rose Festival Invitationals and the NCAA College Division and USTFF championships.)

Make way for the "super-kids".


Many of the talented athletes gathered here for the 49th NCAA University championships aren't even old enough to vote—but they have proved through their speed, strength, spring and tireless determination that they are fully capable of breaking world's records virtually any time they step onto a track.

Just this spring, such young men as these have distinguished themselves:


—Ralph Mann, junior from Brigham Young, set an American record in the 440 hurdles earlier this year here with a 49.4 performance at the Drake Relays, just a tenth of a second off the world record. As a sophomore in 1969, Mann equaled the then—US standard of 49.6 in winning the NCAA title. Mann just turned 21 on June 16.

—Mark Murro, junior from Arizona State, became the only English-speaking javelin thrower in history to throw the "magic" distance of 300-0 when he armed the spear exactly that distance earlier this spring. That's an American record and makes Murro the fourth-longest javelinist in track history. He is 21 as of this month.

—Karl Salb, junior from Kansas, is king of the collegiate shot putters. With the longest mark of any entrant here, 66-11 $\frac{3}{4}$, Salb seems certain to repeat his win of last year. What's more he has won two consecutive indoor NCAA championships. Salb has been 21 for a little over a month.



COLLETT, UCLA



MORTON, Texas

—Wayne Collett, junior from UCLA, has displayed his versatility in more ways than one this spring, first in the intermediate hurdles where he blazed to a 50.0 clocking in late March and then in the 440, when he raced to a 45.8 time, the country's equal-fastest time. And he has anchored both strong UCLA relays teams this year just as last season when he ran the final leg on the Bruin foursome which clocked an American record of 3:03.4 in winning the NCAA crown. Collett is 20.

—Mel Gray, junior from Missouri, showed his stuff in the Big 8 championships in everything from the 100 to triple jump. He

clocked 9.3 in the century (a 9.1 wind-aided effort in a heat) and 20.7 in the 220 (after a legal 20.4 heat) for sprint wins, long jumped a personal best 25-11 $\frac{3}{4}$ for second, triple jumped 48-2 $\frac{3}{4}$ for fourth and anchored his 440 relay team to second. Also an outstanding receiver in football, Gray is 20.

—Steve Prefontaine, freshman from Oregon, may be the finest distance runner in the U. S. The national high school two-mile record setter last year with 8:41.6, "Pre" has clocked such times this year as 3:57.4 in the mile, 8:40.0 in the two and 13:12.8 in the three (making him the seventh-fastest American ever). Plus he has run 28:20 for six miles in practice. Already a veteran of international competition, Prefontaine is 19.

—Garry Bjorklund, freshman from Minnesota, was the quickest prep miler last year at 4:05.1. He has lowered his mile best to 4:02.4 this year and won Big 10 titles in both the mile (4:03.6) and three-mile (13:40.6). Just a week later, he sliced 24 seconds from his three-mile best with a 13:16.6 performance, which made him the fourth-fastest American of the year. Bjorklund is 18.

Of course, there is a horde of similarly talented athletes hot on the heels of these headliners—and that should make for some close, exciting competition.

How close and exciting, you ask? Well take a look at these figures: 22 eligible collegians have sprinted 100-yards in 9.4 or faster; 22 milers have toured four laps in 4:03.0 or faster — and nine of them have ducked under four minutes; an even dozen are under 13:40.0 for three miles and under 8:58.0 in the steeplechase; 17 high hurdlers stand at 13.9 or faster; 14 high jumpers have cleared 7-0 with 6 over 7-1; 21 triple jumpers have surpassed 50-feet; 18 discus throwers have exceeded 180-feet.

And the relays stack up as sizzlers, too, with 17 teams at 40.5 or faster in the 440 and the same number at 3:10 or quicker for the mile. In the latter event, UCLA's defending champions who set the American record, return along with Texas powers Abilene Christian and Texas A&M and eastern standout Villanova.

Virtually every event sports world-class athletes. Here is a capsule round-up of the leading contenders:

100—World record equaler at 9.1, Alcorn A&M freshman Willie McGee faces stiff opposition from Gray, El Paso's Harrington Jackson (9.2) as well as a flock of 9.3 men: Isaac Curtis and Eddie Hart (Cal), Gerald Tinker (Memphis State) and Rockie Woods (Texas AM). Curtis and Tinker are just freshmen.

220—Gray and Oregon State's Willie Turner have clocked 20.4 this year while LSU soph Al Coffee has dashed 20.5 as has UCLA's Reggie Robinson. Cal's Dave Masters and Tinker have run 20.6 and 11 other men can claim 20.7s.


440—Collett and sophomore teammate John Smith (45.9) should get quite a challenge from the likes of Southern Cal's Edesel Garrison, Texas A&M's Curtis Mills and Texas' Dave Morton, all at 46.0. Mills set the track world aback at the NCAA last year with his 44.7 upset win over Olympic champ Lee Evans. Coffee and Olympic silver medalist Larry James of Villanova (46.2 for both) also should finish well.

880—Last year's runnerup, Art Sandison of Washington State, should get a spirited fight from Kansas State's Ken Swenson, cur-


rently fastest half-miler in the U. S. at 1:47.9, Wisconsin's Mark Wizenried and Oregon Staters Pat Collins and John Lilly.

Mile—Oregon's Roscoe Divine, world leader at 3:56.3, faces 1969 winner Marty Liquori (3:58.5 this year), 1970 indoor champ Howell Michael of William & Mary (3:59.0) as well as sub-4:00 men Dave Wottle, Rick Riley, Steve Savage, Duncan MacDonald and Chris Mason.

Three-mile—Super-frosh Prefontaine and Bjorklund figure to lock horns in this 12-lap test. Villanova's vastly-improved Dick Buerkle (13:22.0), defending champ Ole Oleson of Southern Cal (13:32.0). British frosh Dave Hindley of BYU (13:32.4) and '68 steeplechase winner Kerry Pearce of El Paso (13:32.8) all could challenge for the laurels.



LIGHTSEY, Kentucky



COLLINS, Ore St.

Six-mile—Hindley and Buerkle lead the contestants in this 24-lap grind but Ohio's Bob Bertelson (28:43.8), C. W. Post's Ron Stonitsch (28:51.2), UCLA's Hartzell Alpizar (28:52.8) or Cornell's Jon Anderson (28:53.4) could surprise.

3000-meter steeplechase—Western Michigan's Jerry Liebenberg leads collegians in the hurdle-water-distance event with 8:45.2 but Villanovan Des McCormack (8:46.2), Eastern Kentucky's Ken Silvius (8:47.4), Washington's Jim Johnson (8:47.6) or Indiana's Steve Kelley (8:48.4) certainly will be in the thick of the fight.

Hurdles—Last year's high hurdle runnerup, aptly-named Bill High of Tennessee, returns and with El Paso's Paul Gibson, Arkansas State's Tom Hill and Southern Cal's Herm Franklin make for a wide-open race. In the 440 barrier race, Mann will defend his title against challengers like Wes Williams (second last year in 49.7), Jim Wharton (fourth in '69), Dick Olsen (50.9 this year) as well as 51.0 men this year Mike Cronholm, Ron Rondeau and David Wyatt.

High-Jump—With six men at 7-1 or higher, this should be a "high-quality" event. Florida's Ron Jourdan and Arizona State's Barry Shepard have topped 7-2, Maryland's Joe David is just a half-inch behind, while indoor champ Ken Lundmark from Sweden and BYU, Kansas State's Ray McGill and Oregon State's John Radetich have all cleared 7-1. And there are eight more men at 7-0 or higher.

Pole Vault—Only one 17-footer, BYU's Finnish flyer Altti Alarotu at 17-1½, will get challenges from UCLA's Bruce Simpson (16-9¾), LSU's David Oliver and Rice's Dicke Phillips (both 16-8), Kansas Jan Johnson (16-7), Arkansas State's Barney Hess (16-6½) and '68 champ Jon Vaughn of UCLA and Colorado's Mike Wedman, both 16-6.

Long Jump—National leader Henry Jackson of Western Kentucky (26-5½) may have to duplicate his best to top jumpers like Gray, Bouncy Moore of Oregon (25-10), Ira Russell of Michigan (25-9½),

UCLA's '68 runnerup Johnny Johnson (25-7¼, 26-2¾ windy) and Kansas' Phil Reaves (25-2¾, 26-2¼ windy).

Triple Jump—Three 52-footers, Stanford's Allen Meredith, New Mexico's Chuck Steffes and Western Michigan's Don Rencher, should get a healthy challenge from a flock of 51-footer triple leapers including Larry Vanley, Denny Rogers, Robert Reader, Jim Frazer and Steve Gough.

Shot Put—Salb should defend his crown but the field behind him is crowded with such talents as Southern Cal's Dave Murphy (64-3), Salb's Kansas teammate Steve Wilhelm (64-½), Washington State's John van Reenen (63-9¼), Emporia State's Al Feuerbach (63-8¼), Vince Monari of El Paso (62-1) and UCLA's Mark Ostoich (62-½).

Discus—Van Reenen, whose 208-10 earlier this year established a South African record for the 6-7, 275-lb. Washington Stater, should defend his title but could face stiff opposition from the only other active collegian ever over 200-feet, Kansas' Doug Knop (203-10). Southern Cal's Joe Antunovich, New Zealand record holder with 192-7, Monari at 192-6, Notre Dame's Paul Gill (191-7) and the ever-present Salb 190-3 should make their presence felt here.

Hammer—Defending champ Steve DeAutremont returns with the longest toss by a collegian this year, 205-9. Dartmouth's DeWitt Davies is also beyond 200-feet at 203-7 while five others have tossed the ball and chain beyond 190-feet. But DeAutremont seems to be the man to beat.

Javelin—Murro should also easily defend his title—if an ankle injured in the Compton Invitational is sufficiently healed. Biggest threat should come from North Texas' stocky Bill Schmidt, whose best of 280-7 upset Murro in the California Relays. NCAA meet record holder Bill Skinner of Tennessee (276-3 this year) also will be prominent in the tussle.


Decathlon—This inaugural ten-event test is wide open among several multi-talented men including Seattle Pacific's Gough (7250), Los Angeles State's Jorma Vesala (7283), Sam Goldberg of Kansas (7183) and Rory Kenward of Colorado (7106).

Relays—Texas A&M's fabulous Mills brothers, Curtis and Marvin, make records in the stick events a possibility. Both are members of the Aggie 440 and mile units and both teams figure prominently in each race. Co-national leaders El Paso and UCLA (39.4) as well as Cal (39.8), Southern Cal (39.8) and Oklahoma State (39.9) should make the sprint affair a barn-burner. In the mile, Rice (3:06.6), Abilene Christian and defending champ UCLA (3:07.1 for both) Villanova (3:07.9), Nebraska (3:08.0), Tennessee (3:08.0) and Oregon (3:08.2) all have times faster than A&M's 3:08.3 — but watch out when the Mills get the stick.

Even from this short preview, it's easy to see that this meet should be sensational from start to finish.



KNOP, Kansas



RILEY, Wash. St.

Funny, we don't feel 75 years old.

“C”

Central National Bank & Trust Company

LOCUST AT SIXTH AVENUE, DOWNTOWN DES MOINES, PHONE 243-8181. MEMBER FDIC.

The food is great if you don't mind paying a little less for it!

And when you bite into a McDonald's hamburger, you are biting into **pure beef**. Top-grade lean ground chuck, plus other choice cuts for flavor. They are served on a toasty just-baked bun like you would do it at home. And

those milkshakes are so thick you need one of our special straws to drink them. They couldn't be better if you made them at home. So go ahead . . . save a little!

McDonald's®



YOUR KIND OF PLACE . . . LOOK FOR THE GOLDEN ARCHES®

T.M.

Event Number 10



POLE VAULT

Trials—3:00 P. M., Thursday

Finals—3:00 P. M., Saturday

WORLD RECORD—17-9, Bob Seagren, U. S., 1968. Pending: 17-10¹/₄, John Pennel, U. S., 1969

AMERICAN RECORD—17-10¹/₄, John Pennel, Striders, 1969

COLLEGIATE RECORD—17-7³/₄, Paul Wilson, USC, 1967

STADIUM RECORD—16-6³/₄, Alti Alarotu, BYU, 1970; Dicke Phillips, Rice 1970n

NCAA MEET RECORD—17-7, Bob Seagren, USC, 1969

1969 NCAA FINISH—1. Seagren, USC, 17-7; 2. Vaughn, UCLA, 17-0; 3. Williamson, Md., 16-0; 4. Tie, Mustakari, Fresno St., Hegler, Tex. EP, Wolfe, Mich., all 16.0

BOB SEAGREN

USC

1969 Champion

OFFICIAL ENTRIES

(Number, Competitor, School, Best 1970 Performance)

7 Gene Riley, Ab. Ch., 16-1 ¹ / ₂	264 Scott Wallick, Miami, 15-10	546 Steve Owens, Tenn., 16-0
30 Barney Hess, Ark. St., 16-6 ¹ / ₂	276 Robert Karr, Mich. St., 15-0	556 Jim Mallard, Tex., 15-6
41 Alti Alarotu, BYU, 17-1 ¹ / ₄	323 Richard Wilson, No. Car., 16-0	588 Paul Heglar, UTEP, 16-0
98 Dave Bussabarger, Colo., 16-0	418 Dennis Walp, Ore. St., 15-6	621 Jeff Sakala, UCLA, 16-4
101 Mike Wedman, Colo., 16-6	453 Larry Curtis, Rice, 16-1 ¹ / ₄	622 Bruce Simpson, UCLA, 16-9 ³ / ₄
131 Scott Hurley, Fla., 6-4	457 Dicke Phillips, Rice, 16-8 ¹ / ₄	624 Jonathan Vaughn, UCLA, 16-6
138 Tommy Whitten, Fres. St., 16-0	458 Dave Roberts, Rice, 16-1	688 Jack Ernst, Wash. St., 16-0
204 Bill Hatcher, Kan., 16-0	477 Rick Olander, San Diego, 16-5 ¹ / ₂	738 Dan Henneberg, Wm & Mary, 16-0
205 Jan Johnson, Kan., 16-5 ¹ / ₂	503 Steve Smith, USC, 16-6	751 Joe Viktor, Wisc., 15-4
251 James R. Williamson, Md., 16-0	517 Casey Carrigan, Stanford, 16-0	

Qualifiers


1.	2.	3.	4.
5.	6.	7.	8.
9.	10.	11.	12.

Final Results

1.	2.	3.
4.	5.	6.

NCAA HONOR ROLL

1969—Seagren (USC) 17-7	1955—Bragg (Vill.) 15-1	1944—Phelps (Ill.) 13-6	1930—Warne (NW) 13-9 ⁷ / ₈
1968—Vaughn (UCLA) 17-0 ¹ / ₄	1954—Poucher (Fla.) 14-2	Schmidt (Ohio St.)	1929—Edmonds (Stan.) 13-8 ⁷ / ₈
1967—Seagren (USC) 17-4	Anderson (Cal.)	Blackwell (Ober.)	Warne (NW)
1966—Rogers (Colo.) 16-0	1953—Barnes (Fresno St.) 14-6	Anderson (No. Dame)	1928—Edmonds (Stan.) 13-6 ¹ / ₂
1965—Fosdick (USC) 15-8 ¹ / ₂	1952—Dicke (Ore. St.) 13-9	1943—DeField (Minn.) 14-1	1927—Droegemueller (NW) 13-0
1964—Uelses (LaSalle) 16-0	Martindale (Ida.)	1942—DeField (Minn.) 14-1	1926—Harrington (No. Dame) 13- ⁷ / ₈
1963—Sternberg (Wash.) 16-4 ³ / ₄	Priddy (San Jose St.)	1941—Hunt (Neb.) 14-2	1925—McKown (Emporia St.) 12-4
1962—Belitza (Md.) 15-3	Riddell (Colo. A&M)	Smith (Cal.)	Northrup (Mich.)
Hansen (Rice)	Coleman (Ill.)	1940—Dills (USC) 13-10	Lancaster (Mo.)
Meyers (Colo.)	1951—Laz (Ill.) 14-9 ³ / ₄	1939—Ganslen (Colum.) 14-5	Potts (Okla.)
Elkins (SMU)	1950—Smith (San Diego St.) 14-2 ⁷ / ₈	1938—Day (USC) 14-2	Bouscher (NW)
1961—Davis (Okla. St.) 15-4	1949—Smith (San Diego St.) 14-3	1937—Sefton (USC) 14-8 ⁷ / ₈	1923—Brooker (Mich.) 12-11
Gear (San Jose St.)	1948—Rasmussen (Ore.) 14-0	1936—Meadows (USC) 14-1 ³ / ₄	McKown (Emporia St.)
Brewer (USC)	Bateman (Colo.)	Sefton (USC)	Landowski (Mich.) 12-6
1960—Martin (Okla.) 14-9	1947—Hart (USC) 14-0	1935—Meadows (USC) 14-1 ¹ / ₈	Norris (Cal.)
1959—Graham (Okla. St.) 15-2	Maggard (UCLA)	Sefton (USC)	1921—Gardner (Yale) 12-0
1958—Johnston (Purdue) 14-4	Moore (NW)	1934—Rand (San Diego St.) 14- ¹ / ₂	Welch (Ga. Tech.)
Davis (Mo.)	Rasmussen (Ore.)	1933—Gordy (LSU) 13-11 1/16	Jenne (Wash. St.)
Lyons (Ohio St.)	Marcom (New Hamp.)	Graber (USC)	Wilder (Wis.)
Freudenthal (USC)	Richards (Ill.)	1932—Beecher (Ind.) 13-10	
1957—Gutowski (OXY) 15-9 ³ / ₄	1946—Moore (NW) 13-8	1931—Graber (USC) 13-10 5/16	
1956—Gutowski (OXY) 14-8	1945—Phelps (Ill.) 11-6	McDermott (Ill.)	
Graham (Okla. A&M)		Warne (NW)	



Old Main, Drake University

THE BANKERS LIFE 
BANKERS LIFE COMPANY DES MOINES, IOWA



Event Number 11

3,000-METER STEEPLECHASE

Trials—3:00 P. M., Thursday
 Finals—3:45 P. M., Saturday

WORLD RECORD—8:24.2, Jouko Kuha, Finland, 1968
 AMERICAN RECORD—8:30.6, George Young, unattached, 1968
 COLLEGIATE RECORD—8:38.2, Chris McCubbins, Okla. St., 1967
 STADIUM RECORD—8:54.6, Jeromee Liebenberg, West Mich., 1970
 NCAA MEET RECORD—8:44.4, Jim Barkley, Ore. St., 1969
 1969 NCAA FINISH—1. Barkley, Ore. St., 8:44.4; 2. Savage, Ore., 8:45.0 3. Donnelly, Vill., 8:45.6; 4. Sink, Bowl. Green., 8:48.2; 5. Pettigrew, Pepperdine; 8:49.8; 6. Pearce, Tex.-EP, 8:54.0.

JIM BARKLEY
 Oregon State
 1969 Champion Returns

OFFICIAL ENTRIES

(Number, Competitor, School, Best 1970 Performance)

- 29 Bob Gray, Ark. St., 9:09.0
- 38 Sidney Sink, Bowl. Gr., 8:45.5
- 46 Dave Hindley, BYU, 9:02.2
- 105 Jon Anderson, Cornell, 9:07.2
- 127 Ken Silvious, East. Ky., 8:47.4
- 140 Joseph Lucas, George.
- 148 Dave Pottetti, Harv., 8:47.5
- 177 Steve Kelley, Ind., 8:48.3
- 183 Jim Press, Ind., 9:07.1
- 201 Jon Callen, Kan., 9:01.2
- 241 Edward Walsh, Man., 8:49.9
- 259 Dennis Bayham, Miami, 9:03.5
- 262 Ken Snowden, Miami, 9:05.0
- 288 Donald Timm, Minn., 8:52.0
- 385 Jim Gorman, Ore., 8:51.2
- 391 Tom Morrow, Ore., 9:05.7
- 393 Bob Rhen, Ore., 9:05.0
- 395 Steve Savage, Ore., 8:52.6
- 409 Spencer Lyman, Ore. St., 9:08.2
- 421 James Allahand, Penn St., 9:05.3
- 431 Jim Backus, Pepper.
- 495 Curtis Jones, USC, 9:01.0
- 523 Brook Thomas, Stanford, 8:59.6
- 580 Robert Crowe, UTEP, 9:10.0
- 593 Kerry Pearce, UTEP, 9:08.2
- 599 Robert Walczak, UTEP, 9:07.0
- 658 Des McCormack, Villa., 8:46.1
- 667 Merle Valotto, Va. Tech., 9:09.0
- 678 Jim Johnson, Wash., 8:47.6
- 679 Bill Koss, Wash., 9:04.6
- 718 David Hein, West. Mich., 8:59.8
- 720 Jeromee Liebenberg, West. Mich., 8:45.2

Final Results

- 1.
- 2.
- 3.
- 4.
- 5.
- 6.

NCAA HONOR ROLL

- | | |
|-----------------------------------|-------------------------------------|
| 1969—Barkley (Ore. St.) 8:44.4 | 1962—Traynor (Vill.) 8:48.6 |
| 1968—Pearce (Tex.-El Paso) 8:50.8 | 1961—Lawler (Ab. Christian) 9:01.1 |
| 1967—McCubbins (Okla. St.) 8:51.4 | 1960—Clark (San Jose St.) 9:02.1 |
| 1966—Richards (BYU) 8:51.6 | 1959—Macy (Houston) 9:19.1 |
| 1965—Mortenson (Ore.) 9:00.8 | 1956—Kennedy (Mich. State) 9:16.5 |
| 1964—Zwolak (Vill.) 8:42.0 | 1952—McMullen (San Jose St.) 9:31.2 |
| 1963—Zwolak (Vill.) 9:10.1 | 1948—Ross (Vill.) 9:25.7 |

WHERE PEOPLE COME FIRST



HOME OFFICE - 4th & LOCUST
 DES MOINES

Des Moines Offices:

3839 Merle Hay - 4515 Fleur Drive

Ottumwa:

Mobile Service:


101 N. Market

Osceola, Winterset, Jefferson

BULOVA ACCUTRON PHOTOTIMER being used at the NCAA Championships




... The World-Wide Leader in Track and Field Equipment for Half a Century.



We appreciate the opportunity to help sponsor the

**49th ANNUAL NCAA
TRACK AND FIELD CHAMPIONSHIPS**



Event Number 12

DISCUS THROW

Trials—6:00 P. M., Friday
 Finals—3:50 P. M., Saturday

WORLD RECORD—224-4³/₄, Jay Silvester, U. S., 1968
 AMERICAN RECORD—224-5, Jay Silvester, Unattached, 1968
 COLLEGIATE RECORD—213-9, Randy Matson, Texas A&M, 1967
 STADIUM RECORD—203-10, Doug Knop, Kansas, 1970
 NCAA MEET RECORD—200-8, John Van Reenan, Wash. St., 1969
 1969 NCAA FINISH—1. Van Reenan, Wash. St., 200-8; 2. Vollmer, Ore. St., 188-10;
 3. Drescher, Md., 187-6; 4. Powell, San Jose St., 183-7; 5. Knop, Kan., 179-6;
 6. Salb, Kan., 178-10

JOHN VAN REENAN
 Washington State
 1969 Champion Returns

OFFICIAL ENTRIES

(Number, Competitor, School, Best 1970 Performance)

- | | | |
|--|---|--|
| 18 Steve Gunzel, Ariz., 185-6 | 293 Bob Workman, Mont. St., 172-5 | 518 Steve Davis, Stanford, 176-9 |
| 87 James Penrose, Calif., 184-8 | 317 Ervin Jaros, New Mex., 188-5 | 527 Tom Carmichael, Tenn., 179-9 |
| 109 Frank Howard, Dart., 178-10 | 345 Paul Gill, N. D., 191-7 | 581 Fred DeBernardi, UTEP 188-0 |
| 191 George Amundson, Ia. St., 170-5 | 349 Elio Polselli, N. D., 184-6 | 592 Vincent Monari, UTEP, 192-6 |
| 207 Doug Knop, Kan., 203-10 | 353 Ron Hungarter, Ohio, 180-9 | 618 Mark Ostoich, UCLA, 180-6 |
| 215 Karl Salb, Kan., 190-3 | 398 Zig Strauts, Ore., 185-3 | 701 John van Reenen, Wash. St., 208-10 |
| 218 Steve Wilhelm, Kan., 174-5 | 401 Gary Wolf, Ore., 184-7 | 713 Bob Stoltman, West. Ky., 178-0 |
| 227 Albert Schoterman, Kent St., 165-0 | 488 Joe Antunovich, USC, 192-0 | 760 Pete Miller, Miami, 179-10 |
| 245 Paul Corrigan, Md., 175-10 | 498 Dave Murphy, USC, 182-0 ¹ / ₂ | |

Qualifiers


- | | | | |
|---------|----------|----------|----------|
| 1. | 2. | 3. | 4. |
| 5. | 6. | 7. | 8. |
| 9. | 10. | 11. | 12. |

Final Results

- | | | |
|---------|---------|---------|
| 1. | 2. | 3. |
| 4. | 5. | 6. |

NCAA HONOR ROLL

- | | | | |
|---|---|---|---|
| 1969—Van Reenan (Wash. St.) 200-8 | 1957—Oarter (Kan.) 185-4 | 1945—Bangert (Mo.) 151-9 ¹ / ₈ | 1933—LaBorde (Stan.) 163-3 ¹ / ₄ |
| 1968—Van Reenan (Wash. St.) 194-10 | 1956—Drummond (UCLA) 173-1 ¹ / ₂ | 1944—Bangert (Mo.) 149-5 | 1932—Purma (Ill.) 156-4 ¹ / ₄ |
| 1967—Matson (Tex. A&M) 190-4 | 1955—Koch (USC) 176- ³ / ₈ | 1943—Debus (Neb.) 144-4 ³ / ₄ | 1931—Hall (USC) 152-7 ¹ / ₂ |
| 1966—Matson (Tex. A&M) 197-0 | 1954—Dillion (Auburn) 176-3 | 1942—Fitch (Minn.) 164-8 ¹ / ₄ | 1930—Jessup (Wash.) 160-9 ³ / ₈ |
| 1965—Stoecker (Stan.) 183-7 ¹ / ₂ | 1953—Iness (USC) 190-1 ¹ / ₂ | 1941—Harris (Ind.) 174-8 ³ / ₄ | 1929—Rasmus (Ohio St.) 159-17 ¹ / ₈ |
| 1964—Kennedy (New Mex.) 185-2 ¹ / ₂ | 1952—Iness (USC) 173-2 ³ / ₈ | 1940—Harris (Ind.) 162-4 ¹ / ₂ | 1928—Krenz (Stan.) 149-2 |
| 1963—Weill (Stan.) 181-2 ¹ / ₂ | 1951—Dillion (Auburn) 167-5 ³ / ₄ | 1939—Zagar (Stan.) 164-1 ¹ / ₄ | 1927—Corson (Paci.) 144-2 ¹ / ₂ |
| 1962—Weill (Stan.) 188-1 | 1950—Dole (Mont.) 171-5 | 1938—Zagar (Stan.) 162-3 ¹ / ₄ | 1926—Houser (USC) 148-11 ³ / ₄ |
| 1961—Passey (Utah St.) 176-8 | 1949—Frank (Yale) 168-9 ¹ / ₂ | 1937—Zagar (Stan.) 156-3 | 1925—Hoffman (Stan.) 148-4 |
| 1960—Cochran (Mo.) 188-3 ¹ / ₂ | 1948—Gordien (Minn.) 164-6 ¹ / ₂ | 1936—Carpenter (USC) 173-0 | 1923—Lieb (N. Dame) 143-4 |
| 1959—Cochran (Mo.) 178-0 | 1947—Gordien (Minn.) 173-3 | 1935—Carpenter (USC) 157-11 ¹ / ₄ | 1922—Lieb (N. Dame) 144-2 ¹ / ₂ |
| 1958—Babka (USC) 186-2 | 1946—Gordien (Minn.) 153-10 ³ / ₄ | 1934—Dunn (Stan.) 162-7 | 1921—Pope (Wash.) 142-2 ¹ / ₄ |
| Oarter (Kan.) | | | |



\$2995

Here's a special deal from Jack Kaldem Buick. New 1970 Skylark 2-door hard top. Included in the low \$2995: power steering, radio, white wall tires, automatic transmission, wheel rings, PLUS all the regular G.M. goodies. Remember, nobody BUT NOBODY can sell a Buick for less than Jack Kaldem.

Jack
Kaldem

BUICK AND OPEL KADETT
1401 Grand • Des Moines
Telephone 283-2561

GET IT ON!..

Kiaoa // 940



Event Number 13

TRIPLE JUMP

Trials—5:00 P. M., Friday

Finals—4:00 P. M., Saturday

WORLD RECORD—57-3/4, Viktor Saneyev, Soviet Union, 1968
 AMERICAN RECORD—55-13/4, Art Walker, Striders, 1968
 COLLEGIATE RECORD—54-113/4, Perti Pousi, BYU, 1968. Pending: 55-91/4, Pousi, 1968
 STADIUM RECORD—52-11, Lennox Burgher, Nebraska, 1968
 NCAA MEET RECORD—53-11/4, Lennox Burgher, Nebraska, 1968
 1969 NCAA FINISH—1. Pousi, BYU, 52-11/2; 2. Burgher, Nebr., 51-31/2; 3. Craft, East. Ill., 51-23/4; 4. Rogers, UCLA, 51-21/2; 5. Pierson, Furman, 50-6; 6. Watkins, LA St., 50-31/4

PERTTI POUSI
 BYU
 1969 Champion

OFFICIAL ENTRIES

(Number, Competitor, School, Best 1970 Performance)

22 Ike Williams, Ariz., 50-3	189 Steve Cooksey, Ind. St., 49-0	442 Bryant Salter, Pitt., 49-9
54 Gerald Woolfolk, Butler, 50-2	244 George Braley, Md., 49-1	501 Howard Pratt, USC, 50-5
71 Christopher Watkins, Cal. St., LA., 50-91/2	248 Michael Neff, Md., 49-4	508 Obed Gardiner, So. Ill., 50-01/2
80 Richard Dunn, Calif., 50-113/4	270 Ira Russell, Mich., 49-5	509 Don Miller, So. Ill., 50-01/2
81 James Fraser, Calif., 51-4	282 Barry McClure, Mid. Tenn., 50-4	522 Allen Meredith, Stanford, 52-3
93 Albert Lanier, Cin., 49-91/4	304 Hopeton Gordon, Nebr., 49-10	531 Jeff Gabel, Tenn., 49-1
130 Ronald Coleman, Fla., 49-11	319 Charles Steffes, New. Mex., 52-01/2	598 Lawrence Vanley, UTEP, 51-61/2
133 Charles Galloway, Fla. St., 49-11	322 Darryl Kelly, No. Car., 49-9	620 Denny Rogers, UCLA, 51-4
146 Noel Hare, Harv., 48-5	358 Doug Colucci, Oh. St., 48-2	710 Henry Jackson, West. Ky., 50-10
154 John Leedy, Houst., 50-41/2	412 Robert Reader, Ore. St., 51-111/2w	725 Donald Rencher, West. Mich., 52-43/4
	424 Doug Dickinson, Penn St., 49-111/2	745 Mike Bond, Wisc., 49-8

Qualifiers

1.	2.	3.	4.
5.	6.	7.	8.
9.	10.	11.	12.

Final Results

1.
2.
3.
4.
5.
6.

NCAA HONOR ROLL

1969—Pousi (BYU) 52-11/2	1965—Robinson (New Mex.) 50-2	1961—Hayes (USC) 51-21/4	1952—Shaw (Colum.) 49-17/8
1968—Burgher (Neb.) 53-11/4	1964—Craig (Fresno) 51-83/4	1960—Hayes (USC) 50-111/2	1948—Lamois (Minn.) 45-10
1967—Baxter (New Mex.) 52-41/4	1963—Tate (N. Car. Col.) 51-1/4	1959—Smyth (Hous.) 49-71/4	1936—Neil (NW Mo.) 48-51/8
1966—Fergus (San Jose St.) 51-3	1962—Alexander (UCLA) 50-111/4	1956—Sharpe (W. Ches.) 50-43/4	1932—Redd (Brad.) 48-31/4



**DICK HELD
JAVELIN**

**PACER
VAULTING
STANDARD**

**CATA-POLE
VAULTING
POLE**

**PACER
RIGID-L
HURDLE**

**PACER
STARTING BLOCK**

PACER AMERICAN

A DIVISION OF
AMERICAN ATHLETIC EQUIPMENT CO.

10723 SO. PAINTER AVENUE SANTA FE SPRINGS, CALIFORNIA 90670 (213) 941-0316



Event Number 14

440-YARD RELAY

Trials—4:45 P. M., Friday

Finals—4:05 P. M., Saturday

WORLD RECORD—38.6, Southern California, 1967

AMERICAN RECORD—39.0, Santa Clara Valley Y. V., 1969. Pending: 38.8, San Jose State, 1969

COLLEGIATE RECORD AND NCAA MEET RECORD—38.6, Southern California, 1967

STADIUM RECORD—39.9, Texas Southern, 1967

1969 NCAA FINISH—1. San Jose St., 39.1; 2. Rice, 39.5; 3. Texas A&M, 39.5; 4. Kansas, 40.0; 5. Oregon State, 40.1; 6. Wash. State, 40.1

JOHN CARLOS,

RONNIE RAY SMITH (No. 3 and 4 runners in 1969)

OFFICIAL ENTRIES

(Number, Competitor, School, Best 1970 Performance)


- Arizona State, 40.2
- Calif. State, LB, 40.4
- California, 39.8
- Houston, 40.7
- Indiana, 40.0
- Kansas, 40.5
- Kentucky, 40.5
- Memphis State, 40.6
- Michigan, 40.9
- Michigan State, 41.1
- Nebraska, 40.5
- Ohio State, 40.9
- Oklahoma State, 39.9
- Oregon, 40.4
- Pepperdine, 41.5
- Southern California, 39.8
- Tennessee, 40.1
- Texas A & M, 39.6
- Texas, El Paso, 39.4
- UCLA, 39.4
- Washington State, 40.4

Trials

- 1.
- 2.
- 3.
- 4.
- 1.
- 2.
- 3.
- 4.

Final Results

- 1.
- 2.
- 3.
- 4.
- 5.



Check The Scoreboard

It's a Great Scoreboard

Made By a Great Company

Fair-Play Scoreboards


DES MOINES

World's Largest Scoreboard Manufacturer


NCAA HONOR ROLL

- 1966—UCLA 39.9
- 1965—San Jose State 40.5
- 1964—Illinois 40.1
- 1969—San Jose State 39.1
- 1968—USC 39.5
- 1967—USC 38.6

BULOVA ACCUTRON PHOTOTIMER being used at the NCAA Championships



TONY TENISCI
Washington State
Hammer Throw




NORBERT PAYTON
Washington State
Long Jump




JOHN JOHNSON
UCLA
Long Jump



JONATHAN VAUGHN
UCLA
Pole Vaulter



JOHN SMITH
UCLA
440, Mile Relay



Event Number 15

MILE RUN

Trials—4:00 P. M., Thursday

Finals—4:15 P. M., Saturday

WORLD RECORD—3:51.1, Jim Ryun, U. S., 1967

AMERICAN AND COLLEGIATE RECORDS—3:51.1, Jim Ryun, Kansas, 1967

STADIUM RECORD—4:01.0, Tom O'Hara, Loyola of Chicago, 1964

NCAA MEET RECORD—3:57.7, Martin Liquori, Villanova, 1969

1969 NCAA Finish—1. Liquori, Vill., 3:57.7; 2. Ryun, Kan., 3:59.3; 3. Murphy, Vill., 3:59.8; 4. LaBenz, Ariz. St., 4:00.5; 5. Michael, W&M, 4:01.4; 6. Smart, Wash., 4:02.1

MARTY LIQUORI

Villanova

1969 Champion Returns

OFFICIAL ENTRIES

(Number, Competitor, School, Best 1970 Performance)

34 Steve Danforth, Bowl, Gr., 4:08.6	263 David Stewart, Miami, 4:08.1	513 Stan Hill, SMU, 4:08.6
38 Sidney Sink, Bowl, Gr.	271 Rick Storrey, Mich., 4:10.3	521 Duncan Macdonald, Stanford, 3:59.6
39 David Wottle, Bowl, Gr., 3:59.0	280 Ken Popejoy, Mich. St., 4:07.0	554 Fred Cooper, Tex., 4:03.5
44 Sam Francis, BYU, 4:07.2	286 John Hopko, Minn., 4:06.9	582 Kerry Ellison, UTEP., 4:06.8
67 Mike Wagenbach, Cal. St., LB, 4:08	287 Greg Nelson, Minn., 4:04.7	596 Peter Romero, UTEP, 4:06.3
89 Clifton West, Calif., 4:05.1	291 Mark Wilson, Mo., 4:05.3	604 William Brown, Tulane, 4:09.5
103 Craig McColl, Conn., 4:05.2	302 Greg Carlberg, Neb., 4:03.8	617 Mike Mullins, UCLA, 4:01.6
110 Dan Candiano, DePaul, 4:09.3	364 Dave Prysoski, Oh. St., 4:06.8	644 Gary DeVries, Utah St., 4:06.9
122 Roger Beardmore, Duke, 4:06.5	365 Doug Scorrar, Oh. St., 4:06.8	647 Phil Banning, Villa., 4:06.4
136 Marcel Philippe, Fordham, 4:08.2	374 Peter Kaal, Ok. St., 4:02.5	657 Marty Liquori, Villa., 3:58.5
145 Keith Colburn, Harv., 4:00.8	378 George Stewart, Ok. St., 4:05.2	659 Chris Mason, Villa., 3:59.9
150 Roy Shaw, Harv., 4:02.8	383 Roscoe Divine, Ore., 3:56.3	663 Dave Wright, Villa., 4:05.6
151 Tom Spengler, Harv., 4:07.5	391 Tom Morrow, Ore., 4:01.7	683 Bill Smart, Wash., 4:02.0
152 Leonard Hilton, Hous., 4:03.1	393 Bob Rhen, Ore., 4:01.7	695 Rick Riley, Wash. St., 3:59.2
153 Mehdi Jaouhar, Hous., 4:04.2	395 Steve Savage, Ore., 3:58.6	711 Hector Ortiz, West. Ky., 4:06
175 Scott Hiles, Ind., 4:05.9	425 Greg Fredericks, Penn. St., 4:03.6	717 Gary Harris, West. Mich., 4:07.2
217 Mike Solomon, Kan., 4:03.8	431 Jim Backus, Pepper., 4:05.6	723 Paul Olmstead, West. Mich., 4:08.2
220 Bob Barratti, Kan. St., 4:06.9	433 Larry Conard, Pepper., 4:04.8	729 Morgan Mosser, West. Va., 4:07
239 John Stewart, LSU, 4:05.4	441 Jerry Richey, Pitt., 4:01.5	739 Howell Michael, Wm. & Mary, 3:59.0
240 Thomas Donahue, Man., 4:06.1	474 Tim Danielson, San Diego, 4:03.1	750 Don Vandrey, Wisc., 4:03.8
243 John Baker, Md., 4:02.6	476 Bob Messina, San Diego, 4:03.3	754 Wayne Jensen, Wyom., 4:02.2

Trials

1.	2.	3.	4.
1.	2.	3.	4.
1.	2.	3.	4.

Final Results

1.	2.	3.
4.	5.	6.

NCAA HONOR ROLL

1969—Liquori (Vill.) 3:57.7	1956—Delany (Vill.) 3:47.3*	1944—Ross and Robt. Hume (Mich.) 4:16.6	1934—Bonthron (Prin.) 4:08.9
1968—Patrick (Vill.) 3:39.9*	1955—Bailey (Ore.) 4:05.6	1943—Burnham (Dart.) 4:19.1	1933—Cunningham (Kan.) 4:08.8
1967—Ryun (Kan.) 4:03.5	1954—Dellinger (Ore.) 4:13.8	1942—Ginn (Neb.) 4:11.1	1932—Cunningham (Kan.) 3:53.0*
1966—Patrick (Vill.) 4:02.1	1953—Santee (Kan.) 4:03.7	1941—MacMitchell (NYU) 4:10.4	1931—Putnam (Iowa St.) 4:18.0
1965—Day (UCLA) 4:01.8	1952—McMillen (OXY) 3:50.7*	1940—Munski (Mo.) 4:14.7	1930—Sivak (Butler) 4:19.3
1964—Groth (Ore. St.) 3:40.4*	1951—Druetzler (Mich. St.) 4:08.8	1939—Zamperini (USC) 4:13.6	1929—Getz (Alfred) 4:19.4
1963—Groth (Ore. St.) 4:05.3	1950—Gehrmann (Wis.) 4:12.4	1938—Zamperini (USC) 4:08.3	1928—Kiser (Wash.) 4:17.6
1962—Burleson (Ore.) 3:59.8	1949—Gehrmann (Wis.) 4:09.6	1937—Fenske (Wis.) 4:13.9	1927—Conger (Iowa St.) 4:17.6
1961—Burleson (Ore.) 4:00.5	1948—Gehrmann (Wis.) 3:54.3*	1936—San Romani (Emporia St.) 3:53.0*	1926—Judge (N. Dame) 4:22.5
1960—Burleson (Ore.) 3:44.2*	1947—Karver (Penn. St.) 4:17.2	1935—San Romani (Emporia St.) 4:19.1	1925—Reese (Tex.) 4:18.8
1959—Grelle (Ore.) 4:03.9	1946—Rehberg (Ill.) 4:15.2		1923—Enck (Penn. St.) 4:27.4
1958—Delany (Vill.) 4:03.5	1945—Ross Hume (Mich.) 4:18.5		1922—Sheilds (Penn. St.) 4:20.4
1957—Delany (Vill.) 4:06.5			1921—Watson (Kan. St.) 4:23.4

*1,500 meters

Major Iowa Track and Field Meets Spring & Summer 1971

- Saturday, March 13—INDOOR FEDERATION (Drake University, Sr. Girls)
 Saturday, March 20—INDOOR FEDERATION (Graceland College, Boys)
 Friday & Saturday, April 23 & 24—DRAKE RELAYS (Drake University)
 Thursday, Friday, Saturday—DISTRICT INTERSCHOLASTIC MEETS
 May 6, 7, 8
 Saturday, May 15—STATE INTERSCHOLASTIC
 Saturday, May 29—OUTDOOR FEDERATION (Jr. and Sr. Girls and Boys)
 Friday & Saturday, June 11 & 13—NATIONAL OUTDOOR FEDERATION

USTFF SUMMER 1970 MEET SCHEDULE BOYS AND GIRLS

JUNE	6	Corydon, Iowa	1:00 p.m.	AUG.	15	Hoover (Des Moines)	5:30 p.m. (Cross Country)
	13	Ankeny, Iowa	1:00 p.m.		22	Water Works Park	5:30 p.m. (Cross Country)
	20	Tech (Des Moines)	9:00 a.m.		29	Hoover (Des Moines)	5:30 p.m. (Cross Country)
	26	UNI (Cedar Falls)	6:30 p.m.		29	Waterloo Columbus	11:00 a.m. (Cross Country)
	27	Iowa State	1:00 p.m.	OCT.	31	Urbandale	11:00 a.m. Boys State Federation (Cross Country)
JULY	3	Urbandale	5:00 p.m.				
	11	Perry, Iowa	1:00 p.m.				
	18	Tech (Des Moines)	1:00 p.m.				
	25	Hoover (Des Moines)	1:00 p.m.				
AUG.	1	Urbandale	1:00 p.m.				
	8	Tech (Des Moines)	1:00 p.m.				

USTFF TRACK AND FIELD CLINICS 1970

March 19—VETERANS AUDITORIUM	10:00 a.m.
April 22—FORT DES MOINES HOTEL	9:00 p.m.
October 21—DRAKE FIELD HOUSE	7:00 p.m.

UNITED STATES TRACK & FIELD FEDERATION

IOWA DIVISION



Event Number 16

440-YARD HURDLES

Trials—6:40 P. M., Thursday
 Semi-Finals—6:30 P. M., Friday
 Finals—4:35 P. M., Saturday

WORLD RECORD—49.3, Gert Potgieter, South Africa, 1960
 AMERICAN RECORD—49.6, Rex Cawley, USC, 1963. Pending: 49.6, Ralph Mann, BYU, 1969. Pending—49.4, Mann, 1970, at Drake Relays
 COLLEGIATE AND NCAA MEET RECORDS—49.6, Rex Cawley, USC, 1963; Ralph Mann, BYU, 1969
 STADIUM RECORD—49.4, Ralph Mann, BYU, 1970
 1969 NCAA FINISH—1. Mann, BYU, 49.6; 2. Williams, San Diego St., 49.7; 3. Wood, Richmond, 50.0; 4. Wharton, Id. St., 51.0; 5. Gittins, Wash. St., 51.1; 6. Hanley, Rutgers, 51.1.

RALPH MANN
 BYU
 1969 Champion Returns

OFFICIAL ENTRIES

(Number, Competitor, School, Best 1970 Performance)

- | | | |
|-------------------------------------|--------------------------------------|-------------------------------------|
| 13 Mike Sullivan, Ala., 51.6 | 337 Jimmie Jones, No. Texas., 52.6 | 512 Larry Eubanks, SMU, 52.0 |
| 51 Ralph Mann, BYU, 49.4 | 388 Myron Johnson, Ore., 51.9 | 530 Jim Cutler, Tenn., 52.9 |
| 86 Robert McLennan, Calif., 51.7 | 413 Tom Ries, Ore. St., 52.0 | 545 Hardee McAlhaney, Tenn., 51.1 |
| 123 Tom Dunigan, Duke, 52.4 | 423 Scott Chatham, Penn St., 52.8 | 570 David Prince, Tex., A & M, 51.7 |
| 162 Jim Wharton, Id. St., 51.6 | 428 Charles Harvey, Penn St., 51.8 | 597 Ronald Rondeau, UTEP, 51.0 |
| 166 Mark Koster, Ill., 51.6 | 478 James King, San Diego, 52.2 | 601 Pete MacEwan, Toledo, 54.0 |
| 176 Jack Keeler, Ind., 51.6 | 479 Wesley Williams, San Diego, 50.5 | 609 Wayne Collett, UCLA, 50.0 |
| 195 David McCurry, Ia. St., 53.2 | 491 Tyrone Dutton, USC, 51.7 | 681 Jim Seymour, Wash., 52.0 |
| 273 Wayne Hartwick, Mich. St., 51.5 | 492 Herman Franklin, USC, 51.9 | 693 Dick Olsen, Wash. St. 50.9 |
| 283 Dave Wyatt, Mid. Tenn., 51.0 | | |

Trials

- | | | | |
|---------|---------|---------|---------|
| 1. | 2. | 3. | 4. |
| 1. | 2. | 3. | 4. |
| 1. | 2. | 3. | 4. |
| 1. | 2. | 3. | 4. |

Semi-Finals


- | | | | |
|---------|---------|---------|---------|
| 4. | 3. | 2. | 1. |
| 4. | 3. | 2. | 1. |

Final Results

- | | | |
|---------|---------|---------|
| 1. | 2. | 3. |
| 4. | 5. | 6. |

NCAA HONOR ROLL

- | | | | |
|------------------------------|-----------------------------------|-----------------------------|-------------------------------|
| 1969—Mann (BYU) 49.6 | 1965—Godfrey (San Diego St.) 51.5 | 1961—Farmer (OXY) 50.8* | 1952—DeVinney (Kan.) 51.7 |
| 1968—Hemery (Bos. U.) 49.8 | 1964—Hardin (LSU) 50.2 | 1960—Cushman (Kan.) 50.8 | 1948—Walker (Ill.) 52.4 |
| 1967—Steele (Mich. St.) 50.2 | 1963—Cawley (USC) 49.6* | 1959—Howard (New Mex.) 50.6 | 1936—Osgood (Mich.) 53.4 |
| 1966—Steele (Mich. St.) 50.4 | 1962—Tarr (Ore.) 50.3* | 1956—Lewis (No. Dame) 51.0 | 1932—Beatty (Mich. Nor.) 52.9 |
- *440 yards, others 400 meters



Photograph by Ezra Stoller

AMERICAN REPUBLIC INSURANCE COMPANY

6th & Keo Way
DES MOINES, IOWA

Life, Accident and Health and Disability Insurance



Event Number 17

440-YARD DASH

Trials—5:00 P. M., Thursday

Semi-Finals—5:15 P. M., Friday

Finals—4:45 P. M., Saturday

WORLD RECORD—44.8, Tommie Smith, U. S., 1967. Pending: 44.7, Curtis Mills, U. S., 1969

AMERICAN AND COLLEGIATE RECORDS—44.7, Curtis Mills, Texas A&M, 1969

STADIUM RECORD—46.2, Curtis Mills, Texas A&M, 1969

NCAA MEET RECORD—44.7, Curtis Mills, Texas A&M, 1969

1969 NCAA FINISH—1. Mills, Texas A&M, 44.7; 2. Evans, San Jose St., 45.2; 3. Wehrwein, Mich. St., 45.7; 4. Garrison, USC, 45.7; 5. James, Vill., 45.8; 6. Turner, Murray St., 45.8

CURTIS MILLS

Texas A&M

1969 Champion Returns

OFFICIAL ENTRIES

(Number, Competitor, School, Best 1970 Performance)

- | | | |
|---------------------------------------|--------------------------------------|------------------------------------|
| 1 Roger Colglazier, Ab. Ch., 46.9 | 238 Al Coffee, LSU, 46.2 | 536 Abe Henderson, Tenn., 47.3 |
| 9 Bob Woodroof, Ab. Ch. | 274 Alwin Henderson, Mich. St., 47.5 | 543 Fred Marjenhoff, Tenn., 47.4 |
| 16 Wayne Bradshaw, Ariz., 46.8 | 297 Tommie Turner, Mur. St., 46.4 | 551 Gary Womble, Tenn., 47.8 |
| 17 Gus Brisco, Ariz., 47.2 | 303 Garth Case, Nebr., 46.7 | 555 Stan McDaniel, Tex., 47.0 |
| 65 Clarence Palmer, Cal. St., LB 46.7 | 399 Weldon Vance, Ore., 47.2 | 557 Dave Morton, Tex., 46.0 |
| 139 William Barrow, George. | 432 Russell Coe, Pepper., 47.5 | 567 Curtis Mills, Tex. A&M, 46.0 |
| 143 Ken Nash, Ga. Tech., 47.3 | 452 Bill Askey, Rice, 46.9 | 609 Wayne Collett, UCLA, 45.8 |
| 181 Terry Musika, Ind., 47.0 | 456 Chip Grandjean, Rice, 47.0 | 623 John Smith, UCLA, 45.9 |
| 194 Fran Long, Ia. St., 47.3 | 463 Thomas Ulan, Rutgers, 46.3 | 650 Hardge Davis, Villa., 46.9 |
| 206 Randy Julian, Kan., 47.5 | 493 Edesel Garrison, USC, 46.0 | 654 Lamotte Hyman, Villa, 47.1 |
| 211 Julio Meade, Kan., 47.6 | 526 Rick Bowers, Tenn., 47.6 | 655 Larry James, Villa., 45.9 |
| 219 Dale Alexander, Kan. St., 46.8 | 533 Audrey Hardy, Tenn., 47.2 | 672 Scott Christenson, Wash., 48.5 |
| 237 Jack Colbert, Lamar, 46.7 | | |

Trials

- | | | | |
|---------|---------|---------|---------|
| 1. | 2. | 3. | 4. |
| 1. | 2. | 3. | 4. |
| 1. | 2. | 3. | 4. |
| 1. | 2. | 3. | 4. |

Final Results

- | | | | |
|---------|---------|---------|---------|
| 1. | 2. | 3. | 4. |
| 1. | 2. | 3. | 4. |

Semi-Finals

- | | | |
|---------|---------|---------|
| 1. | 2. | 3. |
| 4. | 5. | 6. |

NCAA HONOR ROLL

- | | | | |
|--------------------------------|----------------------------------|-------------------------------|------------------------------|
| 1969—Mills (Tex. A&M) 44.7 | 1957—McMurray (Morgan St.) 46.8* | 1945—Kash (Navy) 49.8 | 1933—Hardin (LSU) 47.1 |
| 1968—Evans (San Jose) 45.0* | 1956—Mashburn (Okla. A&M) 46.4* | 1944—Harris (Morgan St.) 47.9 | 1932—Wilson (No. Dame) 48.0* |
| 1967—Taylor (Ohio) 45.9 | 1955—Mashburn (Okla. A&M) 46.6 | 1943—Bourland (USC) 48.5 | 1931—Williams (USC) 48.3 |
| 1966—Middleton (USC) 46.3 | 1954—Lea (USC) 46.7 | 1942—Bourland (USC) 48.2 | 1930—Bowen (Pitt.) 48.0 |
| 1965—Kemp (Kent St.) 46.2 | 1953—Lea (USC) 47.0 | 1941—Kerns (USC) 46.6 | 1929—Walter (NW) 48.9 |
| 1964—Tobler (BYU) 45.9* | 1952—Rhoden (Morgan St.) 46.3* | 1940—Orr (Wash. St.) 47.3 | 1928—Spencer (Stan.) 47.7 |
| Williams (Ariz. St.) | 1951—Rhoden (Morgan St.) 46.5 | 1939—Miller (USC) 47.5 | 1927—Phillips (Butler) 48.5 |
| 1963—Williams (Ariz. St.) 45.8 | 1950—Rhoden (Morgan St.) 47.2 | 1938—Mallot (Stan.) 46.8 | 1926—Phillips (Butler) 48.7 |
| 1962—Brown (Morgan St.) 46.9 | 1949—Moore (Cornell) 47.0 | 1937—Benke (Wash.) 47.1 | 1925—Phillips (Butler) 49.4 |
| 1961—Plummer (New Mex.) 46.2 | 1948—Rucks (So. Car.) 47.2 | 1936—Williams (Cal.) 47.0* | 1923—Cochran (Mis. St.) 49.2 |
| 1960—Woods (Colo.) 45.7* | 1947—McKenley (Ill.) 46.2 | 1935—LuValle (UCLA) 47.7 | 1922—Cochran (Mis. St.) 49.7 |
| 1959—Southern (Tex.) 46.4 | 1946—McKenley (Ill.) 47.5 | 1934—Hardin (LSU) 47.0 | 1921—Shea (Pitt.) 49.0 |
| 1958—Davis (Ohio St.) 45.7 | | | |


*400 meters

BULOVA ACCUTRON PHOTOTIMER being used at the NCAA Championships

THE GOLD MEDAL WINNER

Track & Field News

ONE-YEAR SUBSCRIPTION 18 big issues — \$6.00



The Bible of Track & Field

TRACK & FIELD NEWS wins the gold medal for news coverage & human interest features from the world of track and field. It comes to you 18 times a year, incl. twice a month during the February-July peak track period.

You get in-depth accounts of all the major happenings in the sport by the world's most knowledgeable corps of track reporters and correspondents. From high school track to the Olympics, indoor and outdoor events, cross country, U.S. and foreign, and other special areas, the entire competitive spectrum of men's track and field is our beat.

Each issue contains action photos, profiles & interviews with your favorite performers, statistical studies and lists, and much more lively reading for everyone interested in the sport. It's the one publication that no fan, coach or athlete can be without. Just \$6.00 a year in the U.S.A. (\$7.00, foreign).

WRITE TODAY FOR
YOUR FREE SAMPLE COPY

TRACK & FIELD NEWS
P.O. Box 296N, Los Altos, California 94022

Write also for our free Track & Field Market Place catalog of books, films and film loops, Olympic tours and posters, track jewelry, stop watches, coaching aids and equipment, etc. — everything for track and field.

Special offer to new subscribers


\$1.50 DISCOUNT OFF ANY ONE OF THESE BOOKS FROM THE TAFNEWS (Book Division of Track & Field News) LIST FOR NEW TRACK & FIELD NEWS SUBSCRIBERS.


	List Price	You Pay
THE JIM RYUN STORY. Ryun's road to the mile record, as told by Corder Nelson, with 187 superb photos by Rich Clarkson. 272pp. Hard cover.	\$5.95	\$4.45
RUN RUN RUN. The most useful book ever on running training from sprints thru the marathon. All training methods. By Fred Wilt. 281 pages.	\$3.50	\$2.00
HIGH ABOVE THE OLYMPIANS. Bud Spencer's crackling biography of controversial coaching great Dink Templeton. Illustrated. Hard Cover. 300 pp.	\$5.75	\$4.25
GREAT MOMENTS IN TRACK & FIELD. Highlights of the 1948-1959 post-war resurgence in the sport, as taken from the pages of T&FN. 64 pages.	\$2.00	\$0.50
HIGH SCHOOL RUNNERS & Their Training Programs. Workout routines of over 100 recent h.s. running stars, 440-10 mi. By Joe McNeff. 1968.	\$3.00	\$1.50
HOW THEY TRAIN. Training profiles of great runners, 880-6 mi. By Fred Wilt. 128pp. 4th printing.	\$2.00	\$0.50
LONG SLOW DISTANCE: The Humane Way to Train, Joe Henderson. An alternative to the PTA (pain-torture-agony) school of distance training.	\$2.00	\$0.50
THERE'S A HUMAN BEING IN THAT SWEAT SUIT, Marv Rothenstein. Practical advice to the beginner by a 5,000-mile-a-year non-racing runner.	\$2.00	\$0.50
CHAMPIONSHIP PICTORIAL '69. Fine photo book of the '69 championship meets. 64pp. 8x10.	\$2.00	\$0.50

Just add the discount price to your check when sending in your order for a *new* subscription to Track & Field News. (Limit of one discount book per order. Full price needed for additional books).

HAVE YOU SEEN THE HIGH SCHOOL ANNUAL?

You must read this year's High School T&F Annual! It's our biggest and best ever, with 64pp. of terrific reading for every prep track fan. Records, performance lists, all-time lists, '69 athlete of the year, regional review of the '69 season, extensive preview of the '70 season, feature articles on recent progress in h.s. distance running, the rise of the South in prep track, the big 3 in prep vaulting, Golden West story, and much more. Order your copy now. Just \$1.00!





Event Number 18

880-YARD RUN

Trials—5:50 P. M., Thursday

Semi-Finals—5:45 P. M., Friday

Finals—4:55 P. M., Saturday

WORLD RECORD—1:44.9, Jim Ryun, U. S., 1966

AMERICAN RECORD—1:44.9, Jim Ryun, Kan. Fr., 1966

COLLEGIATE AND NCAA MEET RECORDS—1:45.9, Byron Dyce, NYU, 1969

STADIUM RECORD—1:51.5, Jim Maguire, Drake, 1969

1969 NCAA FINISH—1. Dyce, NYU 1:45.9; 2. Sandison, Wash. St., 1:46.1; 3. Luzins, Wm. & Mary, 1:46.4; 4. Matina, Tex., 1:46.5; 5. Winzenried, Wis., 1:46.6; 6. Schultz, NW, 1:47.3.

BYRON DYCE

NYU

1969 Champion

OFFICIAL ENTRIES

(Number, Competitor, School, Best 1970 Performance)

- | | | |
|--------------------------------------|---------------------------------------|-------------------------------------|
| 39 David Wottle, Bowl. Gr., 1:51.0 | 271 Rick Storrey, Mich., 1:51.7 | 582 Kerry Ellison, UTEP, 1:48.8 |
| 45 Paul Hackett, BYU, 1:49.7 | 277 John Mock, Mich. St., 1:51.8 | 590 Gregory Jones, UTEP, 1:50.4 |
| 47 Allan Judd, BYU, 1:50.1 | 339 Dennis Stephens, No. Tex., 1:48.8 | 615 Bob Langston, UCLA, 1:48.5 |
| 79 John Drew, Calif., 1:49.6 | 350 Rick Wohlhuter, N. D., 1:50.5 | 626 Paul Williams, UCLA, 1:50.1 |
| 128 Thomas Durnin, E. Tenn., 1:51 | 403 Pat Collins, Ore., St., 1:48.3 | 660 Andy O'Reilly, Villa., 1:49.3 |
| 132 Eamonn o'Keeffe, Fla., 1:49.8 | 408 John Lilly, Ore. St., 1:48.4 | 680 Rich Mesmer, Wash., 1:50.4 |
| 136 Marcel Philippe, Fordham, 1:50.8 | 433 Larry Conard, Pepper., 1:51 | 683 Bill Smart, Wash., 1:49.3 |
| 145 Keith Colburn, Harv., 1:50.0 | 459 Steve Straub, Rice, 1:50.4 | 697 Art Sandison, Wash. St., 1:48.2 |
| 210 Brian McElroy, Kan., 1:49.1 | 470 Bob Doman, St. Joe., 1:53.3 | 732 Carl Nicholson, Wichita, 1:52.3 |
| 212 Jim Neihouse, Kan., 1:49.0 | 485 Bob Kaczka, So. Car., 1:49.6 | 733 David Robl, Wichita, 1:51.8 |
| 220 Bob Barratti, Kan., St. | 529 James Craig, Tenn., 1:50.2 | 746 John Cordes, Wisc., 1:50.4 |
| 223 Dave Peterson, Kan. St., 1:49.6 | 533 Audry Hardy, Tenn., 1:51.4 | 750 Don Vandrey, Wisc. |
| 225 Ken Swenson, Kan. St., 1:47.9 | 535 Wilbur Hawkins, Tenn., 1:50.1 | 752 Mark Winzenried, Wisc., 1:48.1 |
| 266 Norm Cornwell, Mich., 1:51.2 | 558 Mike Mosley, Tex., 1:49.3 | |

Trials

- | | | | |
|---------|---------|---------|---------|
| 1. | 2. | 3. | 4. |
| 1. | 2. | 3. | 4. |
| 1. | 2. | 3. | 4. |
| 1. | 2. | 3. | 4. |

Semi-Finals

- | | | | |
|---------|---------|---------|---------|
| 1. | 2. | 3. | 4. |
| 1. | 2. | 3. | 4. |

Final Results

- | | | |
|---------|---------|---------|
| 1. | 2. | 3. |
| 4. | 5. | 6. |


NCAA HONOR ROLL

- | | | | |
|-----------------------------------|------------------------------------|---------------------------------|-----------------------------------|
| 1969—Dyce (NYU) 1:45.9 | 1957—Bowden (Cal.) 1:47.2 | 1945—Ross Hume (Mich.) 1:55.7 | 1933—Hornbostel (Ind.) 1:50.9 |
| 1968—Dyce (NYU) 1:47.3* | 1956—Sowell (Pitt.) 1:47.6* | 1944—Kelley (Ill.) 1:55.1 | 1932—Hornbostel (Ind.) 1:52.7* |
| 1967—Bell (Ore.) 1:47.6 | 1955—Courtney (Ford.) 1:49.5 | 1943—Nowicki (Ford.) 1:54.2 | 1931—Letts (Chi.) 1:53.5 |
| 1966—Scott (Neb.) 1:47.9 | 1954—Sowell (Pitt.) 1:50.5 | 1942—Lyda (Okla.) 1:50.8 | 1930—Martin (Pur.) 1:54.1 |
| 1965—Farrell (St. John's) 1:48.1 | 1953—Stanley (San Jose St.) 1:52.4 | 1941—Kane (Ind.) 1:51.2 | 1929—Genung (Wash.) 1:55.0 |
| 1964—Farrell (St. John's) 1:48.5* | 1952—Barnes (OXY) 1:49.6 | 1940—Kane (Ind.) 1:51.5 | 1928—Gist (Chi.) 1:54.4 |
| 1963—Hoffman (Ore. St.) 1:48.0 | 1951—Barnes (OXY) 1:50.7 | 1939—Woodruff (Pitt.) 1:51.3 | 1927—Sittig (Ill.) 1:54.2 |
| 1962—Dupree (So. Ill.) 1:48.2 | 1950—Brown (Morgan St.) 1:51.2 | 1938—Woodruff (Pitt.) 1:51.3 | 1926—Martin (NW) 1:51.7** |
| 1961—Bork (W. Mich.) 1:48.3 | 1949—Whitfield (Ohio St.) 1:50.3 | 1937—Woodruff (Pitt.) 1:50.3 | 1925—Charteris (Wash.) 1:55.4 |
| 1960—Kerr (Ill.) 1:46.4* | 1948—Whitfield (Ohio St.) 1:51.1* | 1936—Beetham (Ohio St.) 1:53.0* | 1923—Helffrich (Penn. St.) 1:56.3 |
| 1959—Kerr (Ill.) 1:47.8 | 1947—Clifford (Ohio St.) 1:50.8 | 1935—Robinson (Fres.) 1:52.9 | 1922—Helffrich (Penn. St.) 1:58.1 |
| 1958—Delany (Villanova) 1:48.6 | 1946—Smith (Va. Union) 1:52.6 | 1934—Hornbostel (Ind.) 1:51.9 | 1921—Eby (Penn.) 1:57.1 |


*800 meters
**Race was 22 ft., 3 in. short




RICK WANAMAKER
Drake
Decathlon



BILL SKINNER
Tennessee
Javelin



JORMA VESALA
California State, Los Angeles
Decathlon



BILL HIGH
Tennessee
Hurdles



Event Number 19

220-YARD DASH

Trials—6:10 P. M., Thursday

Semi-Finals—4:25 P. M., Saturday

Finals—5:05 P. M., Saturday

WORLD RECORD—20.0, Tommie Smith, U. S., 1966
 AMERICAN AND COLLEGIATE RECORDS—20.0, Tommie Smith, San Jose St., 1966
 STADIUM RECORD—20.8, Clyde Duncan, Un-Tex. So., 1965
 NCAA MEET RECORD—20.2, Tommie Smith, San Jose St., 1967; John Carlos, San Jose St., 1969
 1969 NCAA FINISH—1. Carlos, San Jose St., 20.2; 2. Randolph, West. Mich., 20.9; 3. Hurd, N. D., 20.9; 4. Collett, UCLA, 20.9; 5. Gray, Mo., 20.9; 6. Scheurer, Wash. St., 20.9.

JOHN CARLOS
 San Jose State
 1969 Champion

OFFICIAL ENTRIES

(Number, Competitor, School, Best 1970 Performance)

- | | | |
|------------------------------------|------------------------------------|-------------------------------------|
| 1 Roger Colglazier, Ab. Ch., 20.8 | 231 Jim Green, Ky., 20.8 | 539 Trevor James, Tenn. |
| 6 Bill Overly, Ab. Ch., 21.2 | 238 Al Coffee, LSU, 20.5 | 542 Gee Lee, Tenn., 21.8 |
| 25 John Holbrook, Ariz. St., 20.7 | 255 Maurice Knight, Mem. St., 21.2 | 550 Wayne Whigham, Tenn., 21.7 |
| 57 Eugene Jones, Cal. St. LB, 21.0 | 257 Gerald Tinker, Mem. St., 20.6 | 553 Byrd Baggett, Tex., 21.4 |
| 64 Danny Moore, Cal. St. LB, 20.8 | 289 Mel Gray, Mo., 20.4 | 568 Marvin Mills, Tex., A&M, 20.7 |
| 78 Isaac Curtis, Calif., 20.8 | 297 Tommie Turner, Mur. St., 21.0 | 584 Michael Fray, UTEP, 21.1 |
| 82 Eddie Hart, Calif., 20.5 | 359 Jim Harris, Oh. St., 21.0 | 585 Paul Gibson, UTEP, 21.0 |
| 85 David Masters, Calif., 20.6 | 371 Earl Harris, Ok. St., 20.7 | 586 Clyde Glosson, UTEP, 20.7 |
| 100 Marcus Walker, Colo., 21.0 | 377 Dennis Schultz, Ok. St., 20.7 | 589 Harrington Jackson, UTEP, 20.7 |
| 139 William Barrow, George. | 415 Ernie Smith, Ore. St., 20.8 | 610 Reggie Echols, UCLA, 21.0 |
| 143 Ken Nash, Ga. Tech., 21.0 | 416 Willie Turner, Ore. St., 20.4 | 619 Reggie Robinson, UCLA, 20.5 |
| 156 Robert Mitchell, Hous., 20.7 | 432 Russell Coe, Pepper., 21.1 | 691 Steve Hoover, Wash. St., 21.2 |
| 172 Mike Goodrich, Ind., 20.9 | 437 Lorenzo Russell, Pepper., 20.8 | 698 Larry Scheurer, Wash. St., 21.0 |
| 174 Larry Highbaugh, Ind., 21.1 | 461 Robert Kerr, Rutgers, 21.1 | 703 Forey Walter, Wash. St., 21.2 |
| 209 Mickey Mathews, Kan., 20.9 | 507 Ivory Crockett, S. Ill., 21.2 | 737 Mike Fratkin, Wm. & Mary, 21.2 |
| 211 Julio Meade, Kan., 21.2 | 525 Andy Bennett, Tenn., 22.0 | 755 Jim Thoeming, Wyo., 20.8 |
| 228 Leonard Turner, Kent St., 21.6 | 538 Merlyn Hood, Tenn., 21.5 | |

Trials

- | | | | |
|---------|---------|---------|---------|
| 1. | 2. | 3. | 4. |
| 1. | 2. | 3. | 4. |
| 1. | 2. | 3. | 4. |
| 1. | 2. | 3. | 4. |

Semi-Finals

- | | | | |
|---------|---------|---------|---------|
| 1. | 2. | 3. | 4. |
| 1. | 2. | 3. | 4. |

Final Results

- | | | |
|---------|---------|---------|
| 1. | 2. | 3. |
| 4. | 5. | 6. |

NCAA HONOR ROLL

- | | | | |
|---------------------------------|-----------------------------------|-----------------------------|--------------------------------|
| 1969—Carlos (San Jose St.) 20.2 | 1957—Morrow (Ab. Christian) 21.0 | 1945—McKenley (Ill.) 21.3 | 1933—Metcalfe (Mrqut.) 20.4 |
| 1968—Taylor (Ohio U.) 20.8* | 1956—Morrow (Ab. Christian) 20.6* | 1944—Young (Ill.) 21.6 | 1932—Metcalfe (Mrqut.) 20.3* |
| 1967—Smith (San Jose St.) 20.2 | 1955—Golliday (NW) 21.1 | 1943—Davis (Cal.) 21.4 | 1931—Tolan (Mich.) 21.5 |
| 1966—Jones (UCLA) 20.9 | 1954—Thomas (Tex.) 20.7 | 1942—Davis (Cal.) 21.2 | 1930—Simpson (Ohio St.) 20.7 |
| 1965—Horner (Vill.) 21.1 | 1953—Baker (Kan. St.) 21.5 | 1941—Ewell (Penn. St.) 21.1 | 1929—Simpson (Ohio St.) 20.8 |
| 1964—Hayes (Fla. A&M) 20.4* | 1952—Ford (Drake) 21.0* | 1940—Ewell (Penn. St.) 21.1 | 1928—Bracey (Rice) 20.9 |
| 1963—Carr (Ariz. St.) 20.5 | 1951—Rhoden (Morgan St.) 20.7 | 1939—Jeffrey (Stan.) 21.1 | 1927—Alderman (Mich. St.) 21.1 |
| 1962—Jerome (Ore.) 20.8 | 1950—Parker (Tex.) 21.5 | 1938—Robinson (Ore.) 21.3 | 1926—Locke (Neb.) 20.9 |
| 1961—Budd (Vill.) 20.8 | 1949—Patton (USC) 20.4 | 1937—Johnson (Colum.) 21.3 | 1925—Gray (Butler) 21.9 |
| 1960—Tidwell (Kan.) 20.8* | 1948—Patton (USC) 20.7* | 1936—Owens (Ohio St.) 21.3* | 1923—Wilson (Iowa) 21.9 |
| 1959—Norton (San Jose St.) 20.9 | 1947—McKenley (Ill.) 20.7 | 1935—Owens (Ohio St.) 21.5 | 1922—Paulu (Grinnell) 21.8 |
| 1958—Collymore (Vill.) 20.7 | 1946—McKenley (Ill.) 20.7 | 1934—Metcalfe (Mrqut.) 20.9 | 1921—Wilson (Iowa) 22.6 |

*200 meters

BULOVA ACCUTRON PHOTOTIMER being used at the NCAA Championships

Event Number 20

THREE-MILE RUN

Trials—7:05 P. M., Thursday

Finals—5:15 P. M., Saturday

WORLD RECORD—12:50.4, Ron Clarke, Australia, 1966

AMERICAN AND COLLEGIATE RECORDS—12:53.0, Gerry Lindgren, Wash. St., 1966

STADIUM RECORD—13:13.4, Jack Bachelor, Fla. TC, 1970


NCAA MEET RECORD—13:33.8, Gerry Lindgren, Wash. St., 1966

1969 NCAA FINISH—1. Oleson, USC, 13:42.0; 2. Shorter, Yale, 13:43.4; 3. Trerise, Ore., 13:46.4; 4. Ogden, Mo., 13:52.6; 5. Coolidge, Kent St., 13:59.0; 6. Dulong, Holy Cross, 14:03.6

OLE OLESON

USC

1969 Champion Returns



OFFICIAL ENTRIES

(Number, Competitor, School, Best 1970 Performance)

23 Robert Boglione, Ariz. St.	208 Jay Mason, Kan., 13:42.6	480 Charles Winsor, San Diego, 13:53.2
34 Steve Danforth, Bowl. Gr., 14:20.8	226 Edmund Norris, Kent St., 13:44.0	483 Thomas Winters, Seton Hall, 14:04
35 Tracy Elliott, Bowl. Gr., 14:14.4	239 John Stewart, LSU, 13:49.8	499 Ole Oleson, USC, 13:32.0
38 Sidney Sink, Bowl. Gr., 13:51.0	250 Russell Taintor, Md., 13:47.6	514 Jack Pyle, SMU, 14:19.0
46 Dave Hindley, BYU, 13:32.4	284 Garry Bjorklund, Minn., 13:16.6	520 Donald Kardong, Stanford, 13:37.4
62 Robert Macias, Cal. St., LB, 13:58.2	301 Mel Campbell, Nebr., 13:54.8	593 Kerry Pearce, UTEP, 13:40.6
69 Jeffrey Lough, Cal. St., LA, 13:58.8	318 Charles Schuch, New Mex., 13:34.2	647 Phil Banning, Villa., 13:45.0
105 Jon Anderson, Cornell, 14:34.4	325 Gareth Hayes, No. Car. St., 14:00.0	648 Dick Buerkle, Villa., 13:34.2
111 John Collett, De Paul, 14:10.0	352 Robert Bertelsen, Ohio, 13:46.6	662 Donal Walsh, Villa., 13:47.0
129 Patrick Leddy, E. Tenn., 14:02.0	365 Doug Scorrar, Oh. St., 13:41.6	667 Merle Valotto, Va. Tech., 14:00
135 Ken Misner, Fla., St., 13:52.4	389 Mike Lyons, Ore., 13:47.2	669 Herman Atkins, Wash., 13:48.2
141 Garth McKay, George.	392 Steve Prefontaine, Ore., 13:12.3	695 Rick Riley, Wash. St., 13:53.0
142 Joel Lee Majors, Ga. Tech.	395 Steve Savage, Ore., 13:36.2	711 Hector Ortiz, West. Ky., 13:55.0
151 Tom Spengler, Harv., 13:50.6	409 Spencer Lyman, Ore. St., 13:52.8	717 Gary Harris, West. Mich., 13:54.9
165 Kenneth Howse, Ill., 13:49.0	425 Greg Fredericks, Penn. St., 13:40.8	720 Jeromee Liebenberg, West. Mich., 13:54.8
175 Scott Hiles, Ind., 13:54.8	431 Jim Backus, Pepper., 13:49.0	748 Mike Kane, Wisc., 13:58.6
177 Steve Kelley, Ind., 14:00.0	446 Martin Robb, Prov., 13:46.4	757 Vic Nelson, Ky., 13:47.0
196 Dennis McGuire, Ia. St., 13:46.8	468 Donald Rowe, St. Johns, 13:44.6	
200 Dave Anderson, Kan., 13:54.6		

Final Results

1.	2.	3.
4.	5.	6.

NCAA HONOR ROLL

1969—Oleson (USC) 13:42.0

1966—Lindgren (Wash. St.) 13:33.7

1963—Marin (USC) 14:24.9

1960—Lawrence (Hous.) 14:19.8*

1968—Lindgren (Wash. St.) 13:57.2*

1965—Brown (Mont.) 13:40.2

1962—Clohessy (Hous.) 13:51.6

1959—Whitney (Emporia St.) 13:59.0

1967—Lindgren (Wash. St.) 13:47.8

1964—Murphy (Air Force) 14:12.3*

1961—Clohessy (Hous.) 13:47.7

Straub (Army)

*5,000 meters

BULOVA ACCUTRON PHOTOTIMER being used at the NCAA Championships



Event Number 21

MILE RELAY

Trials—7:25 P. M., Friday
 Finals—5:40 P. M., Saturday

WORLD RECORD—3:02.8, Trinidad-Tobago, 1966
 AMERICAN RECORD—3:03.5, San Jose State, 1967. Pending: 3:03.4, UCLA, 1969
 COLLEGIATE AND NCAA MEET RECORDS—3:03.4, UCLA, 1969
 STADIUM RECORDS—3:05.5, Texas, 1968
 1969 NCAA FINISH—1. UCLA, 3:03.4; 2. Rice, 3:04.7; 3. Tennessee, 3:06.5; 4. Abilene Christian, 3:06.6; 5. Texas, 3:06.7; 6. Southern Ill., 3:08.8.

WAYNE COLLETT,
 LEN VAN HOFWEGEN (Collett and Smith return from 1969 Champions)
 JOHN SMITH, ANDY YOUNG

OFFICIAL ENTRIES

(Number, Competitor, School, Best 1970 Performance)

Abilene Christian, 3:07.1
 Alabama, 3:11.3
 Arizona, 3:09.5
 Calif. St., Long Beach, 3:10.2
 Houston, 3:08.6
 Illinois, 3:11.8
 Iowa State, 3:12.1
 Michigan State, 3:11.8
 Murray State, 3:10.5
 Nebraska, 3:08.0
 Northeastern, 3:14.1
 Oregon, 3:08.2
 Rice, 3:06.6
 Rutgers, 3:08.7
 Tennessee, 3:08.1
 Texas, 3:09.0
 Texas A&M, 3:08.3
 Texas at El Paso, 3:09.4
 UCLA, 3:07.1
 Villanova, 3:07.8
 Washington State, 3:08.7

Trials

1.
2.
3.
4.
1.
2.
3.
4.

Final Results

1.
2.
3.
4.
5.
6.



Aluminum Spill Proof Hurdle

The official hurdle for NCAA Championships 1961, 1962, 1964, 1965, 1966, 1967, 1968, 1969. Write for brochure of new exciting firsts in fiberglass poles and cross bars.

ALUMINUM ATHLETIC EQUIPMENT CO.

P. O. BOX 145 • WYNNEWOOD, PENNSYLVANIA 19096


NCAA HONOR ROLL

1969—UCLA 3:03.4	1966—UCLA 3:07.5
1968—Villanova, 3:08.6	1965—California 3:07.5
1967—Iowa, 3:06.8	1964—California 3:07.4


BULOVA ACCUTRON PHOTOTIMER being used at the NCAA Championships




EARL HARRIS
Oklahoma State
Sprints



AL COFFEE
LSU
Sprints




JERRY RICHEY
Pittsburgh
Mile





ALLEN MEREDITH
Stanford
Triple Jump

THE BIG PEACH



AMERICAS FINEST



SPORTS SECTION!



DES MOINES SUNDAY REGISTER

BROWNIE'S PARKING

Convenient Downtown Locations



Iowa
a place to grow

Member of National Parking Association

**Iowa's Largest Shopping Center
Is Downtown Des Moines
Where There's More Of
Everything, Including Parking**

Shop Downtown Des Moines

49th NCAA TRACK AND FIELD CHAMPIONSHIPS

DRAKE STADIUM—DRAKE UNIVERSITY—DES MOINES, IOWA

JUNE 18, 19, 20, 1970

College Division Entries

(Number, Competitor, School, Best 1970 Performance)

100-YARD DASH

- 816 Bobby Ray Turner, Cal. St. Poly, SLO, 9.5
829 Walter Walker, Lincoln, 9.5

220-YARD DASH

- 831 Larry Black, N. C. Central, 20.7
842 Chuck Smith, Occidental, 20.7

440-YARD DASH

- 802 Clyde McPherson, Adelphi, 46.2
811 Kermit Bayless, Calif. St., Hayward, 46.8

880-YARD RUN

- 815 Mathyea Michael, Cal. St. Poly, SLO, 1:49.9

MILE RUN

- 862 Dennis Savage, Westmont, 4:04.3

3-MILE RUN

- 818 Ron Stonitsch, C. W. Post, 13:38.4
823 Bill Scobey, Humboldt State, 13:58.3
844 Jerry Dirkes, St. Cloud State, 13:46.2

6-MILE RUN

- 818 Ron Stonitsch, C. W. Post, 20:41.3
847 John Cragg, St. John's Univ., Minn., 28:52.1
856 Doug Beck, Wartburg, 29:36.2

3,000-METER STEEPLECHASE

- 809 Ed Haver, Calif., Davis, 9:00.2
846 Chuck Ceronsky, St. John's, Minn., 9:11.6

120-YARD HIGH HURDLES

- 814 Jim Lowe, Cal. St. Poly, SLO, 14.0
832 Ron Draper, N. C. Central, 13.6

POLE VAULT

- 849 Larry Frank, S. D. State, 16-0
850 Rick Moon, S. D. State, 16-1

LONG JUMP

- 837 Ralph Wirtz, N. D. State, 24-8
858 Don Robinson, Wayne State, Detroit, 24-7 $\frac{1}{2}$
860 Joe Silva, Western Illinois, 25-8

TRIPLE JUMP

- 813 Mohinder Gill, Cal. St. Poly, SLO, 53-2
827 Buford May, Lincoln, 51-2 $\frac{1}{2}$
840 Tom Geredine, N.E. Mo. State, 50-0 $\frac{3}{4}$
860 Joe Silva, Western Ill., 49-10 $\frac{1}{4}$

SHOT PUT

- 819 Joe Wevurski, C. W. Post, 57-6

DISCUS

- 854 William Lamberson, S.W. Mo. State, 173-1

HAMMER

- 800 Tom Corrie, Adelphi, 181-9
852 George Jerome, Southern Conn. St., 184-11

DECATHLON

- 807 Eugene Miller, Ashland, 6605
821 Eric Thompson, Hiram, 6512
839 Don Allbritton, N.E. Mo. State, 6688

440-YARD RELAY

- Lincoln, 40.8
North Carolina Central, 40.3

MILE RELAY

- Adelphi, 3:08.0