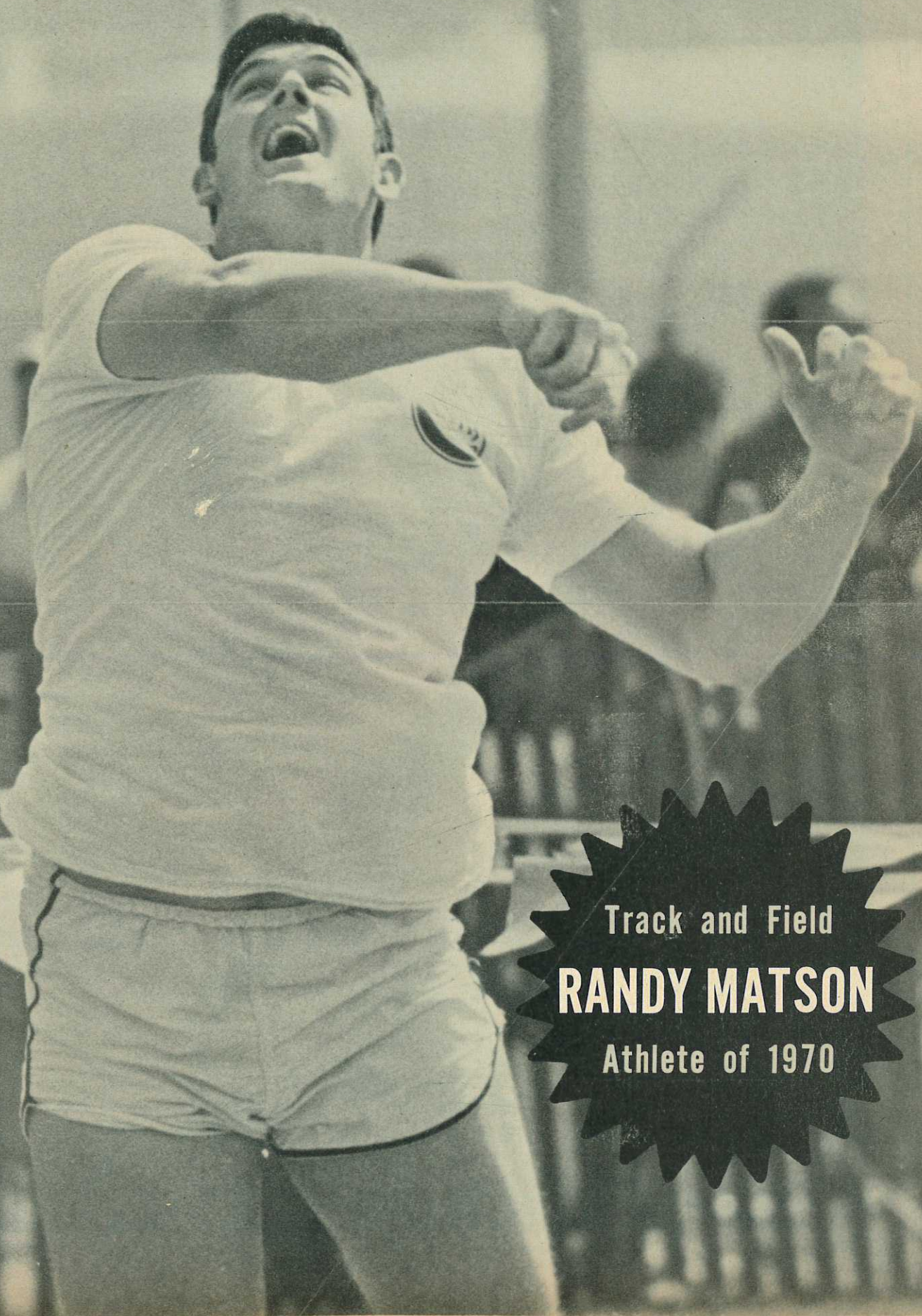


TRACK & FIELD NEWS

January 1971

One dollar



Track and Field

RANDY MATSON

Athlete of 1970

Puma makes the shoe for runners who make the records.

Our new TS #200 shoe has Velcro closures that give fit and comfort. A 4 spike sole and top grade cowhide uppers. With extra padding at the Achilles tendon to protect that vital area. And our patented heel bone protector makes bruising practically impossible.

Shoe #225 has a flexible Pumalon sole. With cast-in detachable 4 spike assembly. And a large, fully padded tongue with rubber reinforcement at the ball of the foot. In white box calf uppers and blue Puma form strip.

Our popular priced track shoe, #202, has the Pumalon sole with 4 molded-in detachable spikes. Soft white split leather uppers. And foam padded insole with extra padding at the heel.

For a free full color catalog, write Sports Beonta.

50 Executive Blvd., Elmsford, N.Y. 10523. Or 91 Park Lane, Brisbane, Cal. 94005.

Look for the shoes with the wings.

Sports Beonta



#225

#202

TS #200

1972 Olympic Posters



NEW!



Handsome new 4-color official Olympic posters on the 1972 Games at Munich, Germany.

Giant-size — 23¼ x 33¼ inches, for magnificent wall displays.

Poster A — Track & field theme

Poster B — Olympic stadia theme

Prices: \$2.00 each, including postage and handling (shipped unfolded in protective mailing tube). \$3.50 for both posters.

Full color

new IN THE TRACK & FIELD MARKET PLACE

AGE RECORDS: World, U.S. Bests for Aged 1 to 73. To 1/71. This 36-page booklet represents an extraordinary piece of research by ace statisticians Hugh Gardner and Jack Shepard. All known records, by age, for 39 events are listed, with actual birth-dates of recordmen. Essential for age-group fans and stat nuts and of great interest to all fans. \$1.00

NO BUGLES NO DRUMS, Peter Snell's compelling autobiography, is back in stock after being out for a couple of months. If you ordered and did not get a copy, please re-order now. The book is in limited supply, so if you want it, order now before it goes out of print altogether. Hard cover. Illustrated. \$4.95

HIGH SCHOOL RULES AND RECORDS 1971 is now in stock. Rules, state meet champions & results, state records, national records, etc. Articles on meet organization, etc. 112pp. \$1.00

PROGRESSIVE WORLD RECORD LISTS, 1913-70. Record progressions compiled by the IAAF for 59 men's events, 28 women's—metric & English. Valuable, interesting work. Interesting indices and tables of records by country, etc. 108pp. \$3.00

1972 OLYMPIC POSTERS—Large, giant-size posters (23¼ x 33¼") for magnificent wall or bulletin board display. Two handsome posters: A. Track & field theme (hurdlers), green background; B. Olympic stadia theme, blue, etc. on white. Official Munich Olympic posters from Germany. Prices: \$2.00 each, including postage and handling (shipped in protective mailing tube). \$3.50 for both posters.

1971 MARATHON HANDBOOK is just off the press. It has an extensive 1971 marathon calendar, with course & entry info on 80 US marathons; a listing of all US & Canadian runners under 3 hours in 1970; a 100-deep all-time marathon list thru 1970; all world marathoners under 2:20 for 1970; a special section on ultra-marathons (with an all-time US 50-mile list!); plus many features and articles. Great reading. Paper. 64pp. \$1.75

Book orders—add 25¢ for postage & handling.
California residents add 5% sales tax.

TRACK & FIELD NEWS, Box 296, Los Altos, California 94022

Bible of the Sport

TRACK & FIELD NEWS

About Us

Bert Nelson Publisher and Editor
Cordner Nelson Founding Editor
Dick Drake Managing Editor
Jon Hendershott Staff Writer
Garry Hill Statistician
Ed Fox Business Manager
Jim Renshaw Office Manager

D.H. Potts, Associate Editor Emeritus;
R.L. Quercetani, European Editor; Fran Errota, High School Feature Editor; Jack Shepard, High School Statistical Editor; Jim Dunaway, Eastern Editor; Chris Young, Production Assistant.

Bob Bowman, Walking Editor; Casey Ide; Women's Editor; Alphonse Juillard, Seniors Editor; Don Steffens, Postal Editor.

US Leading Contributors: Paul Adams, Dick Bank, Marc Bloom, Norman Brand, Bob Brennan, Don Bundy, Ed Chay, Jack Clowser, John Davis, Neil Diloff, Wally Donovan, Fred Duckett, Stan Eales, Frank Fanrak, Nolan Fowler, Jim Gaines, Hugh Gardner, Tom Gleason, Ed Grant, George Grenier, Randy Hawthorne, Joe Henderson, Bob Hersh, Art Hoffman, Don Jacobs, Tom Jennings, Art Jester, Mike Kennedy, Kim Koffman, Don Kopriwa, Bob Lord, Don MacArthur, Bob Payne, Jack Petty, Jack Pfeiffer, Vern Shuring, Roy Silver, Chuck Skow, Rick Smith, Jim Spier, Bruce Waha, John Wenos. Timers: Syd DeRoner, Dick Dodge, Uan Rasey. Photographers: Don Chadez, Rich Clarkson, Bill Daly, Bill Foster, Jeff Johnson, Bob Kasper, Jeff Kroot, Al Messerschmidt, Steve Murdoch, Dick O'Connor, Albert Sesson, Bob Sheridan, Walt Westerholm, Don Wilkinson. **World Leading Contributors:** Richard Ashenheim, Harry Beinart, Bernie Cecins, Roger Gynn, P.N. Heidenstrom, Andrew Huxtable, Sven-Ivar Johansson, Bruce Kidd, Peter Matthews, Kauko Niemela, Robert Pariente, Lyle Sanderson, Lloyd Swindells, Vladimir Visek. Photographers: Finnbor Gullman, Knut Edvard Holm, Ed Lacey, Mark Shearman.

TRACK & FIELD NEWS is published monthly, except Feb. through July when semi-monthly, by Track & Field News, Inc., P.O. Box 296, Los Altos, Calif. 94022, U.S.A. Second-class postage paid at Los Altos, Calif., and additional mailing offices. Vol. 23, No. 17, mailed Dec. 18, 1970.

MAILING SCHEDULE: T&FN is mailed on Fridays: January—Jan. 22; 1 February—Feb. 5; 11 February—Feb. 19; 1 March—Mar. 4. No issue should require longer than two weeks delivery in the US, proportionately less in areas closer to printing and mailing site of Omaha, Nebr.

COPY, PHOTOGRAPHS: All news, features, and advertising copy and pictures should be received by T&FN at least nine days before mailing dates, except summaries and action photos of important competitions occurring the weekend before publication date, which may be received as late as Monday noon. Prospective volunteer correspondents and photographers are invited to request details; everyone is encouraged to submit results. Unsolicited material becomes the property of T&FN.

SUBSCRIPTIONS: 18 issues per year, including statistical annual edition. United States only—\$6.00 per year, \$11.00 two years, \$16.00 three years; \$25.00 five years. Add \$4.00 per year for first-class mail, \$6.50 per year for air-mail. All other countries—add \$1.00 per year to US rates. Foreign air-mail rates on request; no first-class available. Change of address—include old and new address with zip codes; add three weeks. (Recent standard single issues of T&FN available for \$.50; price list for past issues on request.)

ADDRESS: Direct all editorial material, advertising, merchandise orders, and inquiries to Track & Field News, P.O. Box 296, Los Altos, Calif. 94022, U.S.A. Telephone: (415) 948-8188. Offices located at 401 First St., Los Altos, Calif.

In the Future

INDOOR

January

- 22 All-American Inv, San Francisco
- 22-23 NAIA Ch, Kansas City, Mo
- 23 Albuquerque JC, Albuquerque, NM
- 23 Philadelphia Classic, Philadelphia, Pa
- 23 USTFF Midwest Ch, Columbus, O
- 29-30 Oklahoma City Inv, Oklahoma City, Okla
- 29 Wanamaker-Millrose, New York, NY
- 30 Boston AA, Boston, Mass
- 30 Oregon Inv, Portland, Ore

February

- 3 New England AAU, Cambridge
- 5 Coaches, Fort Worth, Tex
- 5 Maple Leaf Gms, Toronto, Ont
- 5 New York KC, New York, NY
- 6 NW Louisiana Inv, Natchitoches
- 6 Seattle Inv, Seattle, Wash
- 6 Sun All-Eastern, Baltimore, Md
- 12-13 USTFF Ch, Houston, Tex
- 12 LA Times, Inglewood, Calif
- 13 Athens Inv, Oakland, Calif
- 13 Mason-Dixon, Louisville, Ky
- 13 Michigan St Rlys, East Lansing
- 19 Olympic Inv, New York, NY
- 19 San Diego Inv, San Diego, Calif
- 19-20 Central Collegiates, Ypsilanti, Mich
- 19-20 Western Athletic Conf, S Lk City
- 20 Achilles, Vancouver, BC
- 26 AAU Ch, New York, NY
- 26-27 Big 8 Conf, Kansas City, Mo
- 26-27 Heps, Ithaca, NY
- 26-27 Southeastern Conf, Montgomery
- 27 Atlantic Coast Conf, Chapel Hill

March

- 5-6 Big 10 Conf, Madison, Wis
- 5-6 IC4A, Princeton, NJ
- 6 Southern Conf, Lexington, Va
- 12-13 NCAA Ch, Detroit, Mich
- 13-14 European Ch, Sofia, Bulgaria

OUTDOOR

June

- 3-5 NAIA Ch, Billings, Mont
- 11-12 USTFF Ch, Wichita, Kans
- 11-12 NCAA/CD, Sacramento, Calif
- AAU Dec Ch, Porterville, Calif
- 17-19 NCAA Ch, Seattle, Wash
- 25-26 AAU Ch, Eugene, Ore

Up Front

Randy Matson unloads another mighty shot heave during 1970. He so completely dominated the event, he earned World Athlete of 1970 honors. /Don Chadez/

For the Record

The following indoor record alterations have been reported since the December issue: W=world; A=American; C=collegiate; HS=high school; h=heat; n=non-winning time; "o"=mark made enroute to longer distance; "=" equals record; "c"=160- to 180-yard banked track; "d"=180- to 220-yard unbanked track.

220y	20.8"	W, A, C, d	Eugene Thomas (En Mich)	Ypsilanti, Mich	Jan 8
300y	29.6"	W, A, C, d	Eugene Thomas (En Mich)	Ypsilanti, Mich	Jan 8
300m	32.8	W, A, C, d	Eugene Thomas (En Mich)	Ypsilanti, Mich	Jan 8
60y	5.9h	=W, =A	Mel Pender (US Army)	College Park, Md	Jan 8
500y	54.4	W, A, c	Lee Evans (umat)	College Park, Md	Jan 8
880y	1:48.5	A, c	Tom Von Ruden (P Coast)	College Park, Md	Jan 8
60yHH	7.2n	=HS	Larry Shipp (DC HS)	College Park, Md	Jan 8
3Mile	13:37.2	d	Barry Brown (NYAC)	New York, NY	Jan 13
100y	9.3	W	Don Quarrie (Jamaica)	Pocatello, Idaho	Jan 16
Shot	67'10"	=W, =A	Randy Matson (Tex Strid)	Los Angeles, Calif	Jan 16



Bible of the Sport

January 1971
Vol. 23, No. 18

Worldwide Coverage

Matson's Total Shot Superiority=T&FN's 1970 Tops

Although his 1970 season was limited, Randy Matson's talents were not. Competing in only 10 meets in the United States and none abroad, the shot put king won athlete of the year honors by completely dominating his event and by exhibiting a remarkably high level of performance throughout.

Unpushed at any time, the 25-year-old booster club executive nevertheless reached a mid-season climax by blasting the 16-lb. sphere within an inch-and-a-quarter of his three-year-old world mark. That 71'4 1/4" put, achieved at the May 30 Kennedy Games, topped a series which averaged 69'4 1/2".

Matson's winning performances averaged 68'6.4", more than a foot better than anybody else reached in a single meet in 1970. In fact, nine of Randy's wins topped the second-best man and his poorest effort of the year was headed only by the 67'5" push of East German Hartmut Briesenick.

Only in 1967, when he was over 67-feet in a fabulous 18 meets and put 71'5 1/2", did the Olympic champ have a better year. Then he was runner-up in athlete-of-the-year voting to Jim Ryun's record-breaking season. Matson also finished second in 1965 and third in 1966 and topped the shot put world ranking five out of the last six years. He failed only in 1969 when he did not make an all-out effort following the Olympic win. Competing so well in the last half of the decade, Matson earned equal third place in T&FN's athlete of the decade votings, ranking close behind Peter Snell and Valeriy Brumel.

Matson started the outdoor season well, hitting 67'9 1/2" at the Kansas Relays (April 18) and improved to 68'11 1/2" at the Mt SAC Relays (April 25). Three weeks later he started his typical push, reaching 68'11" at the Ty Terrell Relays (May 16), 69'8" at the California Relays (May 23) and 71'4 1/4" at the Kennedy Games (May 30). Then, as so often happens to Matson when lack of competition and too much steady travel gang up on him, Matson tailed off. He went 68'4 3/4" at Compton (June 6), 67'11 1/2" in the USTFF (June 12) and the next day hit bottom, putting only 66'11 3/4" at the Rose Festival. It was 67'5 1/2" at the Orange Invitational (June 20) and a bit of a comeback under the incentive of the AAU, 67'10 1/4" on June 27.

World Runner

In 1970, Kerry O'Brien was much more than a steeplechaser--an art at which he excelled with considerable superiority. He became the first English-speaking athlete in 18 years to garner the official world steeplechase record (8:22.0) as well as post two other sub-8:30 clockings and he ranks in the top 30 best times list for the year in a total of six events as well.

A superb season in the steeplechase, including six meets in 8:34.4 or faster, was spoiled only by a fall on the next-to-last lap of the Commonwealth final which he was leading as he slipped in the water-jump. He still easily outranked all the opposition in the World Rankings. His achievements here alone might

Kerry O'Brien



/Knut Holm, Oslo/

have been sufficient to gain him the title of T&FN's World Runner of 1970.

The 24-year-old accomplished kicker ranked sixth in the 5000-meters, losing only one race all year and claiming the year's quickest time at three-miles in 13:11.0. He posted the season's fourth fastest 3000-meters of 7:50.8, the 10th lowest 5000-meters in 13:37.2, 12th best 2000-meters at 5:13.8 and the 27th lowest 10,000-meters in 28:43.4. He garnered eighth in the Commonwealth Games 10 kilo with that latter clocking.

Only Gaston Roelants rates better as a 5000/10,000/steeplechase tripler.

United States

Randy Matson

Randy Matson is the United States' 1970 Athlete of the Year. (Refer to World Athlete of the Year discussion.)

FRANK SHORTER—Track

Frank Shorter's decision early last year to determine just how good he might become with a dedicated year of training bore quick and impressive results for the Yale graduate who was barely known to the track world two years ago. At 23, he became the US's most promising distance runner since the hey-days of Billy Mills/Gerry Lindgren and offered a serious threat to the world's top 10,000-meter runners. Only one was rated better--only slightly, at that--in the World Rankings. T&FN's panel of experts rate him as the US's number one runner of 1970.

He was undefeated at his best event, the long track race, though he intentionally tied with friend Jack

Bachelor on two occasions. Undoubtedly, his most impressive feat came at the AAU meet where he came up a double winner. On the first evening, he whipped a good three-mile field with a 55.8 last quarter for the 13:24.2 victory; on the next night, he raced to a tied win in the six-miles in a PR of 27:24.0 for equal third fastest in US history. It was the first occasion any athlete had successfully won both long races since 1952.

Internationally in Europe, Frank exploded to his supreme win over the Soviets with a 10,000 best-ever (and second best time ever by an American) of 28:22.8. He came back at the Bislett Games in Oslo with a victory over a good international field.

Earlier in the US, where he had variously called locations in New Mexico, Florida and Colorado home (as well as Canada briefly), he picked up an 8:42.0 two-mile clocking in three tries.

All told, Shorter ran 20 long distance races including 13 at three-miles or 5000-meters. He put five 5000-meters together in under 14 minutes with a best of 13:48.4.



/Bill Meyer/

Randy, Wolfgang, Kerry, Ni...

Four of the world's five continents claimed a representative on Track & Field News' Top Five World Track and Field Athletes for 1970 final list.

Randy Matson, of course, headed the voting over three others who exceeded world records in their specialties. Competitive records generally seemed to assume greater importance than in some year's voting. As well, more athletes were considered for both first place as well as among the first five of the year by T&FN's distinguished international panel of experts since this segment of the voting was inaugurated. It once again suggests that the balance of power in the sport is distributing itself, a similar conclusion reached after considering the points for the individual World Rankings.

United States shot putter Matson was awarded eight first place votes and 66 of the possible 100 points. The next three each garnered three first place votes. East German vaulter Wolfgang Nordwig scored 58, Australian steeplechaser/distance runner Kerry O'Brien 44 and Chinese high jumper Ni Chih-chin 34. A second European, of the western sector, Jean-Claude Nallet, was fifth with 18 as a French one-lap flat and hurdle specialist. None of the first five from the 1969 season appear in this group.

The voting method (5-4-3-2-1) reveals only the points received, and should not be considered as an indication of the panel's estimation of each athlete's achievements. Final results:

1. RANDY MATSON (United States), shot put/8 firsts 66
2. WOLFGANG NORDWIG (East Germany), pole vault/3 firsts 58
3. KERRY O'BRIEN (Australia), distances/3 firsts 44
4. NI CHIH-CHIN (China), high jump/3 firsts 34
5. JEAN-CLAUDE NALLET (France), intermediate hurdles/1 18

Others receiving votes: 6. Chris Papanicolaou (Gr), vault--17/1 first; 7. Pauli Nevala (Fin), javelin--15; 8. Yevgeniy Arzhanov (SU), 800-meters--11; 9. Viktor Sanayev (SU), triple jump--9; 10. Ralph Mann (US), intermediate hurdles--8/1 first; 11. Frank Shorter (US), distances--7; 12. tie, Anatoliy Bondarchuk (SU), hammer, John Carlos (US), sprints, and Ken Swen-

son (US), 800-meters--5/1 first for Swenson; 15. tie, Jay Silvester (US), discus, and Ian Stewart (GB), distances--1.

The world-wide voting body, composed of editors and senior contributors to T&FN, made the following selections in other divisions of the sport in the 12th annual T&FN poll. If a track athlete was selected as the athlete of the year in a certain division, then a field eventer was named to the Other Division--and vice versa. Had there been a decathlete named to a top spot, then both a runner and a field eventer would have been picked to the Other Division--but not vice versa.

	Athlete of 1970	Other Division
World	Randy Matson (US)	Kerry O'Brien (Aus)
United States	Randy Matson	Frank Shorter
European	Wolfgang Nordwig (EG)	Jean-Claude Nallet (Fr)
US Open	Randy Matson	Frank Shorter
US College	Ralph Mann	Bill Skinner
US Junior College	Phil Burkwest	James Butts
US High School	Dave Tucker	Rick Brown
World Indoor	Martin McGrady (US)	Norm Tate (US)

Most outstanding performance in a single outdoor meet: Ni Chih-chin's 7'6 1/4" HJ.

The T&FN selection board followed these qualifications in casting its votes. The United States Open divisions are limited exclusively to American citizens. The US College divisions are open to any athlete who is a bona-fide student at any four-year institution in the United States. For an athlete to be named athlete of the year for either the college or junior college divisions it is not necessary for him to be eligible for competition under those institutions rules. We no longer consider athletes of the year for college frosh, they being considered to be a part of the college division. Generally, the achievements of an athlete in a school division may be considered throughout the entire calendar year. However, all terminating or graduating athlete's seasons conclude on Aug. 31 after a June graduation--the same date that applies to records; this includes high school and college seniors and junior college sophs. Normally, this concluding date does not particularly affect voting judgments for the season has usually ended. Indoor performances are not considered for any of the categories except World Indoor.

European

Wolfgang Nordwig, rated as perhaps the best pole vault technician today, was consistently hot all season--claiming two world record improvements of 17'10 $\frac{1}{2}$ " and 17'11" and losing only once with a tremendous record of 10 meets over 17-feet.

The only flaw--and it really wasn't of his own making--to his 1970 season was that Greece's Chris Papanicolaou wound up with the global standard with a vault of 18'4 $\frac{1}{4}$ "--his-tory's first-ever over that barrier--to take a little bite out of his recognition. The East German could take heart in having beaten Papa in their only meeting. In fact, his only loss all year came when he failed at an opening height. And he won two of the biggest competitions of the year, the European Cup and Universiade.

In his first world record, Nordwig had only two misses in the entire competition, clearing 17'6 $\frac{3}{4}$ ", a European record 17'9 $\frac{1}{2}$ " and finally 17'10 $\frac{1}{2}$ ". Wolfgang Nordwig becomes T&FN's 1970 European Athlete.

JEAN-CLAUDE NALLET--Track

Ralph Mann had set the world 440-yard hurdle record at 48.8 while Jean-Claude Nallet had only run the three times in his life with a PR of 50.4 for 400-meters prior to the US-France duel in which they were to meet. Thus, when Nallet not only upset Mann with a nine-tenths of a second margin but with history's third fastest-ever clocking of 48.6, it had to be one of the biggest moments in 1970's track and field season.

Actually, his debut in the hurdles was a 50.4. He ran a total of seven races, remained undefeated, had another sub-50.0 time, and won the European Cup title at 50.1.

In the same US-France meet, he came back the next day in his more familiar event, the flat 400-meters, and clocked still another national record of 45.4--in third place. He doubled in the European Cup as well, getting second. He produced another national mark in winning his national 400 title of 45.1--third fastest in European history.

He was easily named T&FN's European Runner of 1970.



/Courtesy L'Equipe-Athletisme/

the European Cup and Universiade.

US Open

As would follow, Randy Matson as a non-scholastic athlete becomes T&FN's 1970 US Open Athlete of the Year.

FRANK SHORTER--Track

Likewise, Frank Shorter is T&FN's US Open Runner of 1970.

US College

Ralph Mann had a super season in the intermediate hurdles. He opened the year with a sparkling 50.0 for the yard version and followed it up with an American record of 49.4 the next week. He chopped the world mark by a whopping five-tenths to 48.8 on the same track he had used to bring down the US mark but during the NCAA title meet. He also annexed the AAU crown.

He lost only twice, once to Lee Evans in a bumping match at the California Relays and again to Jean-Claude Nallet's surprising upset. But in 13 meets, he posted a fantastic set of seven clockings at the metric distance under 50-flat and defeated a raft of top flight opposition both in the US and in Europe.

Like Nallet, Mann also had success in the one-lapper. Unlike Nallet, he only tried it once seriously, and that produced a good 46.6 winning effort at his conference meet on the same day he won the hurdles in 50.7. And again like Nallet, he won his particular title, T&FN's 1970 US College Athlete of the year, with considerable ease.

BILL SKINNER--Field

Bill Skinner, the 31-year-old collegian, proved especially tough in an event noted for its up and down performances. The Tennessean thrice raised his javelin PR, from 273'3" to 276'3" to 276'7" and finally 291'9 $\frac{1}{2}$ " to rank as the second longest US thrower in history--11'2 $\frac{1}{2}$ " better than the next best.

Perhaps even more impressive was his sweep of the championship triple crown--winning the USTFF, NCAA and AAU with marks in excess of 265-feet as he had reached in 12 other meets in 1970. While he lost against France, he beat the Soviet Union, including Janis Lulis, and West Germany.

While Arizona State javelin counterpart Mark Murro outranked Skin-



/Neil Leifer for Sports Illustrated/

ner in the World Ranking, third to fifth, T&FN's panel of experts picked Skinner over Murro by more than double the vote. It's just one of those inconsistencies over which there is no control.

Wolfgang Nordwig

US Junior College

Phil Burkwist of Spokane Falls CC went on an orgy of junior college record breaking. It actually began in December of 1969, with a 10,000 standard of 31:58.0--chopping over a minute off the old mark. He set the two-mile mark of 8:52.4 (though it was later bettered) and finished the season with a marathon best of 2:25:26.

JAMES BUTTS--Field

James Butts pumped the junior college triple jump record up two inches to 52'3 $\frac{3}{4}$ " and beat the former co-record holder, Robert Reader now at Oregon State, in the process at the Rose Festival meet. As well, he was California JC champ and placed fifth in the AAU. He had six meets over 50-feet.

Phil Burkwist



US High School

Dave Tucker becomes T&FN's High School Athlete of 1970 while only a prep junior for San Joaquin Memorial High of Fresno, Calif.

Already the frosh and soph class record holder in the triple jump, Tucker easily smashed the national prep mark with a leap of 52'6 $\frac{1}{4}$ "--an improvement of 10 $\frac{1}{4}$ ". He now claims the first, third and fourth longest prep jumps in history, all of them over 51-feet--a barrier which only one other has exceeded.

He placed fourth in the AAU title meet with 51'1", especially noteworthy considering the event is not even on the California state high school championship slate.

The 6'1", 182-lb. junior also competes in the long jump but the triple is certainly his forte.

RICK BROWN--Track

Rick Brown ranked equal second in the nation's prep ranks in both the quarter and the half with clockings of 47.1 and 1:50.6.

Most of his good marks came as parts of tough doubles or triples. For example, he ran 47.1 and 1:50.7 within 24 minutes and added a 46.5 relay leg. In the California state meet, he posted times of 1:50.6, 47.8 and a leg of 47.0 on a 3:15.6 overall. And he won gold medals for all. He also had clockings of 47.2 and 47.3 for the 440.

He is prep runner of the 1970.



/Don Chadez/

World Indoor

Martin McGrady is unquestionably the master of the 600-yard event and is certainly one of the greatest indoor competitors of all-time. His 1970 season was merely an extension of his four previous campaigns when he excelled so incredibly.

This was his fourth undefeated season in five years of racing on the boards. In 1970, he ran and won 12 races (including a world equaling mark of 1:02.9 for 500-meters). At 600-yards, he thrice lowered the world board track record with times of 1:08.7, 1:08.5 and 1:07.6, beating outdoor's similar distance king Lee Evans in the first and last efforts--the final for his third consecutive AAU title.

He usually ran from behind and relied on one of the sport's more sensational kicks. But in the AAU, he proved himself a front runner of the highest caliber as well. There was little question that he merited ranking as World Indoor Athlete of 1970 by T&FN.

NORM TATE--Field

Norm Tate started the indoor season slowly but scored top wins to close out the year. At the US Olympic Invitational, he bounded 26'4" for a PR in the long jump. And then came the AAU. He established PRs in both the long and triple jumps, at 26'4 $\frac{3}{4}$ " and 53'4 $\frac{1}{4}$ ", and won them both. The

Martin McGrady



/Courtesy Toronto Telegram/

Other Athletes of 1970

Now T&FN has its athletes of the year in long distance running, walking, women and seniors divisions as well as its standard men's categories... for both world and US. Separate panels of experts considered each of these additional areas. Certainly the methods and the results of the selection of the top athletes in all but the seniors section are of the highest quality.

Nominating the best senior athletes--sub-divided into groupings of forties, fifties and sixties--is a risky enterprise, primarily because of the incompleteness of results from throughout the world as well as determination of the criteria for selection. For this first-year attempt, only seniors competing against athletes of their own age group were considered (though some marks from other competitions may have been given secondary credit) and track and field performances (as opposed to road racing and marathoning) were given top priority. We welcome your suggestions here.

Long Distance Running

World: Ron Hill

Ron Hill has been around distance running a long time. A veteran British internationalist in both track and cross country, Hill has worked long and hard to achieve what he has--and in 1970 he achieved more than any other long distance runner, at least in the opinion of T&FN. First, he won the prestigious Boston Marathon in the cold and rain in 2:10:30, downing among many others Canadian Jerome Drayton. Then in the Commonwealth Games, up against more formidable opposition like Drayton, the world's fastest 26-miler Derek Clayton of Australia as well as English teammates Jim Alder and Bill Adcocks, Hill chugged to a 2:09:28 victory--second-fastest ever, bettered only by Clayton's 2:08:33. Certainly such a record would be enough for any runner to win the top-athlete award--two major victories in important races over the stiffest competition in quality times. But there is one small flaw in Hill's otherwise stellar year--he is human. In the big international marathon at Fukuoka, Japan, a side stitch at 15 miles nearly finish-off Hill but he hung on for a ninth-place 2:15:17.

United States: Ken Moore

Ken Moore mixed his track and road running well in 1970. He made the US international track team and ran several fine races in Europe. It is for his road-running achievements, however, that he is honored here. Moore turned in the second-fastest time ever by an American marathoner in finish-second at Fukuoka in 2:11:35.8, only 23.8 seconds off Eamon O'Reilly's American record set earlier in 1970 at Boston. At Fukuoka, Moore topped such veteran road men as New Zealander Jack Foster, Derek Clayton and Ron Hill. This excellent performance is added to his sixth at Boston (2:19:47) and a win in the Seaside Marathon in his home-state of Oregon (2:20:58).

Walking

World: Christoph Hohne

As he has done since 1967, Christoph Hohne continued his domination of the 50-kilometer walk during 1970--and so complete was his dominance that he walks off with World Walker of the Year laurels. The 29-year-old East German "iron man" suffered an early season defeat to the second, third, fourth and fifth rated men for 1970 but after that Hohne was untouchable. He defeated all serious challengers with "walk away" victories in three major competitions: the Prague to Prodebrady 50 in Czechoslovakia, the East German championships and, most important of all, the Lugano Cup. In the latter, he crushed all foes, winning by over five minutes in the fastest time in the world for 1970. In these three big races, he recorded the three fastest times in the world for the year.

United States: Dave Romansky

Dave Romansky proved to be Hohne's counterpart in American walking. He completely dominated the 20-kilometer distance at home, never losing a 20-kilo race in the US, setting an American record of 1:31:10.2 and defeating all US rivals in international competition. He rates 10th in the world over the shorter of the two Olympic distances, the only North American to be ranked for 1970. Over 50-kilos, he raced only once--but that resulted in another American record, 4:15:24.0. That was 13 minutes faster than the next-best American. He dropped out of the AAU 50 with an injury in his only other try at the distance but impressively won AAU 35- and 40-kilometer titles.

long jump mark was the second best in the world for the season, the triple ninth furthest. His long jump ranks him fifth performer all-time indoors.

Outstanding Performance

Ni Chih-Chin's 7'6 1-4" High Jump

Since Valeriy Brumel set the world high jump record at 7'5 $\frac{3}{4}$ " in 1963, only Ni Chih-chin and Dick Fosbury had exceeded even 7'3 $\frac{1}{2}$ ", with pre-1970 bests of 7'5 $\frac{3}{8}$ " and 7'4 $\frac{1}{4}$ ". Now Ni of China, after a three-year lay-off resulting from his country's downplay of sports, has gone even higher with a 7'6 $\frac{1}{4}$ " clearance--an incredible 17 $\frac{3}{4}$ " above his 6'1 $\frac{1}{2}$ " stance. And that was rated as the number one feat in an outdoor track meet in 1970.

Women

World: Chi Cheng

Whatever we said about Chi Cheng here would be superfluous; her achievements during 1970 have been chronicled again and again. It's just simple enough to say: she is the fastest woman sprinter in history, having set four world records during the year (100-yards, 10.0; 200-meters, 22.4; 220-yards, 22.7; 100-meter hurdles, 12.8), equaled one (100-meters, 11.0) and missed yet another by a mere tenth of a second (440, 52.5); she went undefeated in 63 competitions, beating the best the US and Europe could offer; she won two US sprint titles (100 and 220, the latter in a windy 22.4, fastest ever by a woman); she won a major world title (Asian Games 100-meters even while injured). 'Nuff said.

HEIDE ROSENDAHL--Field

When Heide Rosendahl gets mad, look out. The versatile West German got her ire up at the Universiade and exploded 22'5 $\frac{1}{4}$ " for a new world long jump mark after an earlier foul of one-centimeter on a jump measuring 22'8". Heide protested vigorously but the judge won that round. Heide responded with her record for set and match. Her mark eclipses the Mexico City mark of Rumanian Viorica Viscopoleanu. Heide recorded the third-longest mark in history (22'3 $\frac{3}{8}$ ") to win the European Cup the week previously. And she proved her versatility with the second-highest pentathlon score ever, 5398, only eight points from the 1970 world mark of Burglinda Pollak.

United States: Mavis Laing

Sixteen-year-old Mavis Laing was dubbed "Marvelous Mavis" during the 1970 season--and with good reason. The slim Phoenix schoolgirl claimed the AAU 440 title in an American record 52.9, beating veteran Jarvis Scott and last year's one-lap sensation Kathy Hammond on the way. Mavis also won the AAU Girls' 220 and placed third in the national pentathlon with 4533 points. In the international meets, she came into her own over the half-lap, scoring victories against West Germany, the USSR and Rumania.

WILLYE WHITE--Field

Mavis Laing was two-years-old when Willye White first made her mark on world long jumping by taking the silver medal in the 1956 Melbourne Olympics. Willye is still as strong today. She proved it by taking the AAU title with a windy 21'0" leap. Then against the Soviets, Willye put her years of international experience to good use as she pulled out a 20'2 $\frac{1}{4}$ " victory--the single field event win for the US women against the USSR.

Seniors

World, United States Forties: Roger Ruth

Roger Ruth's performances in seniors competition probably would have been sufficient to bring him T&FN's World Seniors Athlete honors in an open 40 division. After all, he won masters titles in the pole vault (13'6") and triple jump (42'9"), placed second in the high jump (5'6") and fourth in the long jump (19'4"). And those places in the seniors meet were the identical places Ruth ended up on the 1970 year list. But probably his most outstanding performance didn't occur in seniors competition (and so isn't considered for this ranking). That was his 14'6" vault for fourth in the Canadian open championships (the 43-year-old Ruth is an education professor at the University of Victoria but retains his US citizenship).

World Fifties: Harold Smith

Englishman Harold Smith didn't take up running in any form until he was 44-years-old. Now 53, Smith's rash of good distance times during 1970 serve to bring him T&FN's World Seniors Athlete honors for the 50s division. Smith turned in 1970 performances of 5:05 (mile), 34:00 (six-miles), 58:02 (10-miles), 1:28:29 (15-miles), 2:02 (20-miles) and 2:45 (marathon).

United States Fifties: Bob McDonald

Sprinter Bob McDonald claims US Seniors honors in the 50s for his double sprint victory at the Masters in 11.1 and 24.9 plus his versatility as demonstrated by his fourth in the masters six.


World, United States Sixties: Walt Frederick

Walt Frederick's performance at the Masters championships would be a tall order for an athlete in his 20s--let alone a 63-year-old like Frederick. He captured: four firsts (440, 2Mile, 3Mile, 6Mile), two seconds (880, mile), two fourths (long jump and javelin) and a sixth (in the 100 no less).□

T&FN Photo of 1970

Shearman's Empire Steeple Fall

Often in track photography--or news photography in general--it's a matter of being in the right place at the right time. English photog Mark Shearman was positioned by the water jump during the Commonwealth steeple final when Kerry O'Brien fell while leading--and his photo of that moment has been picked as T&FN's Photo of 1970. His dramatic photo shows O'Brien falling with eventual winner Tony Manning close behind and was the August cover shot. Shearman, 27, has been in photography since 1960 and sports coverage since 1963. He has covered two sets each of the Olympics, European championships and Commonwealth Games.□



The right track.

Firestone's resilient RUB-R-TRAC is the coaches' choice. For good reason.

It's made with all-weather rubberized asphalt for resiliency, durability, uniformity of surface. Non-skid traction. Immediate use after rain—and year round.

What's more, RUB-R-TRAC minimizes shin splints and abrasion type injuries. And has received AAU sanction.

Forget about repeated lane marking. Forget about costly upkeep. RUB-R-TRAC needs less maintenance. And RUB-R-TRAC costs no more than other less resilient tracks. And track shoes with soft spikes or rubber soles go fine.

Want to get on the winning track? You can. Just send today for complete information.

Xylos®, RUB-R-TRAC—Firestone TM
RUBBER PAVING DEPARTMENT
XYLOS RUBBER COMPANY
Division of The Firestone Tire & Rubber
Company, Akron, Ohio 44301

Send me information on Firestone's RUB-R-TRAC (TF)

Have your representative call on me.

Name _____

Title _____

School _____

Address _____

City _____ State _____

Zip _____ Phone No. _____

Firestone

MAKE EVERY STEP COUNT

with Spede-in-Soles,
the original weighted innersole.


- Greater training effect through increased heart rate.
- Increased oxygen demand for aerobic benefit.
- Pronounced improvement in agility.
- Retention of conditioning for longer periods as proven by empirical tests.
- Simplest application of overload principle.

Full sizes 6 through 13
for any type shoe.

Retail price \$4.00 pr. postpaid.

CHALLENGER ATHLETIC GOODS

P. O. Box 11521 Memphis, Tenn. 38111



HIGH STRENGTH ALL NYLON PIT BAGS

BUY DIRECT FROM MANUFACTURER!

IMMEDIATE DELIVERY FROM STOCK!

- Improves height, eliminates fear of injury.
- Knotless net construction, eliminates abrasion.
- Can be used indoors or outdoors.

WE WILL CUSTOM BUILD ANY SIZE OR SHAPE BAG.

ENVELOPE STYLE		BOX STYLE	
5' x 5'	\$6.25	5' x 5' x 2'	\$11.25
5' x 7'	8.75	5' x 7' x 2'	14.75
6' x 6'	8.90	6' x 6' x 2'	14.90
8' x 8'	15.75	8' x 8' x 2'	23.70
10' x 14'	34.50	10' x 14' x 2'	46.55
12' x 16'	47.45	12' x 16' x 3'	64.90
14' x 16'	55.80	14' x 16' x 2'	69.80
18' x 20'	88.90	18' x 20' x 2'	99.90

Pit bags are made of Sterling's new knotless nylon netting, 1" square mesh, available in an envelope style or box style. Complete with lacing cord to close side opening. Bags will hold approximately 2 lbs. of foam filling per cubic foot.

FILL IN COUPON FOR COMPLETE TRACK CATALOG

To: Sterling Recreation Products
7 Oak Place, Montclair, New Jersey 07042

NAME _____

ORGANIZATION _____

ADDRESS _____

CITY _____

STATE _____ ZIP _____

MAIL TO: **Sterling Recreation Products**
a Division of Sterling Net & Twine Co., Inc.
7 OAK PLACE • MONTCLAIR, N. J. 07042 • phone (201) 783-9800

To the Track & Field News selection board Randy Matson is the outstanding track and field athlete in the world, our Athlete of the Year.

To statisticians, Matson is the most dominating figure in the sport today, claiming the top 25 puts of all time and 52 of the 53 longest. Counting only winning puts, he has the 13 best and 24 of the first 25. His best is an astounding 3.66% better than history's runner-up and in 1970 he surpassed the second-best mark in the world in all but one of his competitions.

To fans, Randy is that dark-haired, massive but splendidly proportioned shot putter who goes about his work of demolishing the opposition--human and statistical--without fuss or fanfare.

To Bob Giegengack, Matson's 1964 Olympic coach, he is "the surest first place winner anybody has in any event in any meet".

To Dave Maggard, close friend and former rival, Randy is simply "the best athlete I've ever seen".

To Payton Jordan, 1968 Olympic mentor, Matson is the possessor of technique which "is among the most pure and basic in delivering the fundamental strength that is inherent in his body".

To Margaret Matson, his petite wife, Randy is "a real good daddy and a real good husband, just a wonderful man".

To Charles and Ellen Matson, Randy is the offspring of whom they can say, warmly and without restraint, "We don't know how anyone could have had a better son".

These things to these people, James Randel Matson also is 25-years-old, 6'6½" tall, 272-lbs. heavy. A graduate of Pampa, Texas, High School (where he put the 16-lb. shot 60'5") and Texas A&M (where he reached his present world record 71'5½"), he now is executive director of the West Texas State Buffalo Club, an athletic fund-raising organization for the state university in Canyon, a few miles from his home in Amarillo. He is twice a father, of Jessica, to be two in January, and of James Randel Matson Jr., better known as Jim, who is three months, going on four.

And, of course, he is much more. He is polite, addressing his elders as "sir". Reserved, his mother recalling that "in school Randy always

Some Things They Say About Randy

- "He has always been such a conscientious kid all his life."--Mrs. Ellen Matson
- "He's not a guy that gives you great story material. Pretty much a practitioner and sound producer of what he is doing."--Payton Jordan
- "He's a real moral man. He goes to church three times a week and has a full week, what with working, working out and church."--Mrs. Margaret Matson
- "In starting his life he had a lot of sickness. Had double pneumonia when he was 10 weeks old and we almost lost him. He was sickly until he had his tonsils out when he was six. I can remember throwing him over my shoulder and carrying him down three flights of stairs at the hospital. Now I look at him and wonder. He is such a fine specimen of man, and not just because he is ours."--Charles Matson
- "He's a guy that to have as a friend you're very lucky. An interesting guy to have around, particularly once you get to know him. We had some great times together, but as close as we were that competition was fierce all the time."--Dave Maggard

thought a 'yes' or 'no' was sufficient". Unassuming, as much as a big man can be. Modest, humble, unobtrusive, all descriptions from Maggard, now the Cal Berkeley coach who was Randy's roommate at Mexico.

This quiet man appears to take things as they come. "But," says Maggard, "he makes things happen inside. He has that real aggressiveness that all the great athletes have. And he just won't be beaten very often. He might take a beating maybe once, or even twice. But nobody beats him consistently. He'll just work a little bit harder and come back the next time. He's a great competitor, there's no doubt about it."

Mother Matson confirms. "He always wanted to excel, in his studies, in anything he tried to do. From the time he started playing little league baseball he wasn't satisfied with being second best."

Adds Jordan, "One of the most vital factors in his success is his personal drive. Not an outward drive, but a very strong drive to be successful and to do a job. He has great pride. And a great but quiet confidence."


Randy admits, "I've had lots of desire in trying to throw farther and win. Of course, it's an attitude you develop when you are real young. You have to feel winning is important. My thought on it is that it's kind of embarrassing to get beat. I've always felt that way."

Embarrassment hasn't been Randy Matson's fate very often. Losing to Dallas Long in the Olympic year of 1964 could hardly be embarrassing. A year out of high school, Randy improved amazingly and in the Tokyo Games first showed what a truly great competitor he is. Facing the world record holder in the awe-inspiring setting of Olympic competition, Matson scored a great personal best of 66'3¼". This put, less than 19-inches short of Long's new world mark, forced the latter to come from behind for a narrow five-inch win.

There was nothing to be ashamed of in 1965 and 1966 when he was undefeated, pushing the global record to an eye-popping 70'7". He had two unimportant losses in 1967, when he claimed the still record 71'5½", and two more in 1968. One didn't count for much, but one defeat came in the US Olympic final trials where he was shunted to third, his lowest finish in the six seasons since 1964. There were two more defeats in 1969 when Matson saw only limited action, achieving a best of "only" 66'7½", his worst seasonal high since his freshman year. Last year saw no losses and a near-record 71'4¼".

There have, however, been embarrassments indoors. Too many. "Indoors has been a bad experience for me," the tall Texan readily admits. "Once I even threw only 59-feet and didn't even make the finals. This year, I'm going to try to have a little better year."

Randy Matson,



/Don Wilkinson/

A Giant to Many

Athlete of the Year Randy Matson talks about his shot putting—past, present and future—with T&FN editor Bert Nelson

This last statement is typical Matsonese. He thinks, rather than knows. He will try to do something, rather than asserting he will do it. And he uses the qualifiers, "a bit" and "a little", frequently.

Knowing this, and his present circumstances, it is not hard to predict

Randy, Statistically Speaking

	Matson		1968	1970	All Others	Total
	1965	1966	1967			
Over 71'			1	1	2	2
70'-71'	1		4		5	5
69'-70'	2	1	5	2	15	15
68'-69'	2		17	4	32	2
67'-68'	8	2	17	10	48	28
	13	3	44	16	102	30
						132

(The above figures include all puts in a series and six indoor marks, two each by Matson, Steinhauer and Salb.)

Matson has the 25 longest marks of all time, bettering Neal Steinhauer's 68'11¼". He has at least 27 more marks better than the 68'¾" of the number-three man, George Woods. Counting winning marks only, Matson has the 13 best and 24 out of 25.

Matson has had three six-put series averaging more than 69-ft.: 4/ 8/67 avg. 69'6¾" (70'5½", 68'5", 70'5½", 70'0", 68'7¼", 69'5½") 5/30/70 avg. 69'4½" (69'8", 68'1", 69'8¾", 71'4¼", 68'8½", 68'9¼") 4/22/67 avg. 69'1½" (71'5½", 68'11¼", 69'7½", 68'1¼", 68'7½", 67'5")

that this is the season Matson will become as dominant undercover as he has been under the elements. A further seemingly safe prognostication is that Randy will go on to make the outdoor campaign a record-breaking affair, too.

"I think I'm in pretty good shape right now," allows Matson. "I weigh 272-lbs., my heaviest. I've always had a time getting my weight up and holding it. When I started training for the last indoor season, in October of 69, I was at 240. My workouts are coming along well and I'm hitting around 64-feet. This is the best I've ever been at this time of the year."

Trying to do "a little bit better" is what keeps Matson going. "After getting the gold medal the main thing now is to throw a little farther. Getting the gold (at Mexico) took a lot of pressure off. That was the main thing that was left for me. Distance is what motivates me now. I don't want to compete if I can't do better."

How much better? "I don't think of any certain distance. But I know I've had a couple of opportunities to do better that I've missed."

The missed chance Randy most vividly recalls was the 1968 Olympic trials when he envisioned a new record but ended up third.

"I was throwing 66 from a stand warming up," remembers Matson. "The shot felt good. I was throwing good. I really believe that I could have done 67 or 68 with a standing throw during the competition. I should get five-feet or so coming across the ring, usually seven. So I was very disappointed that day."

Quick addition reveals a potential that day of from 72 to 75-feet. And Maggard, for one, believes his friend should be in that zone somewhere.

Dave reveals that last year, and the year before when Randy was thinking of quitting, that he told Matson, "I think you're really nuts not to try and put the record out to 73-feet and let the other people chase it."

Why was the Olympic trials opportunity missed? "I guess I was a little over-anxious on it. I was just having a timing problem or something. I didn't have one throw that didn't come off my hand."

Something of the concentration involved comes to light when Randy admits, "I was kind of excited about getting the record and I didn't realize what was going on in the competition until it was too late."

Why hasn't Matson improved on his three-and-a-half year old record? While he doesn't come right out and say so, it is apparent that the reason is lack of motivation.

"I think," says Randy, "adrenalin and nerves really help. When I can get nervous and think about the meet all week I can do better. It gets a little harder, especially to keep up all week, when there isn't anybody pressing. When there is a chance I'll get beat, I tend to work better."

Ironically, Matson's trouble is that there isn't much chance he will be beaten. And there hasn't been much for a long six years. Now and then someone, or some meet, will provide a bit of impetus. But steady improvement needs steady motivation and incentive and steady hard work.

For this reason, Matson has been inconsistent. He wins consistently and he is the best in the world consistently. But he is not always at the top of his form. "I tend to tail off late in the season," Randy admits. The most likely reason is that after a series of successes without being pressured he finds it difficult to be ready week after week.

Will it be any different now? Randy seems to think so. Once seriously considering retiring after the 68 Games, Matson now will put no limit on his future. "I'd like to compete in Munich. Beyond 1972? I'd like to, if I can keep the interest and enthusiasm. If I can find time to train I may try to compete a little longer. Every year I compete I learn something more, how to train, how to prepare myself for meets, I get a little stronger. I have less of a problem keeping my weight up. I'll just take it year for year, but would like to if I can."

Maggard is encouraging his buddy to go on to 1976. "He's only 25 now and should keep on improving. I have the feeling Randy is more settled now, that training is more enjoyable."

Randy agrees. "I enjoy working out more this year. It's more convenient here in Amarillo than it was in a big city like Houston", where Matson was a stock broker. He enjoys his new job with the Buffalo club, "being connected with athletics a little closer", and is pleased with living in Amarillo, only 60-miles from where he and his wife were raised and where their folks still live in Pampa.

The Matson home life is conducive to further competition. Margaret says track poses no problems in their family. "Not at all. In fact, the more he works out, the more he keeps in better spirits. He seems to be bored and fidgety if he's not working out. It keeps him feeling good, and happy. It's a good outside interest from the office. The kind a wife doesn't mind. The competition and stuff is exciting for us, too. He tries to be very careful not to let anything interfere with the family. He has told me before that if ever he is not being a good husband and father that he would quit competing. But so far he is pretty good at both."

Essential as they are to athletic success, desire and motivation can't do the job alone. Two more factors are needed to paint a picture as brightly as Randy Matson has--good technique and superior physical assets.

Technically, when Matson is good, he is very good. He isn't always at his best, though, for lack of continuing motivation. It takes consistent hard work and concentration to keep the movement in the groove. Usually unpressed, Randy has not always had that little extra sharpness.

Of his form, Matson says, "I think at times my technique has been pretty well the way I wanted it, but it hasn't stayed that way. Timing and technique tend to break down later in the year. Yes, a lot of it is mental."

Jordan, who worked directly with Matson at both Olympics, feels the champ "comes into a near-perfect body position when he delivers the shot and uses the right leg extensors probably better than any other shot putter in history. My impression is like a string of firecrackers going off. He hits it and keeps right on hitting it. He never dissipates it. The force keeps building until it ends with the greatest possible velocity off the fingertips."

Maggard agrees. "When he's on, his technique is really excellent. He's a far better technician now than he was three or four years ago, when he just went out and threw. Talk to him about technique now and you will get a good, articulate idea. Four years ago his explanation would have been

rather superficial."

Matson is self-coached, partly from necessity because of his location, but mostly because he wants it that way. "Coaching is the same as it has been the last couple of years. I look at film from time to time. I know what I want to do. Trying to do it is the problem. I had some help at A&M and I get some pointers now and then from the other guys and some coaches. Coach Jordan has helped me quite a bit. So has Maggard. He was the best of the putters from a technique standpoint."

Ask what it is that makes him so successful and Randy will say, "I've thought about it. I'm not as strong as some. I'm not as fast. I have little longer arms than the average, and legs. My technique is good but I'm not sure it's the best around. One of the most important things is the quickness of the arm. Mine may not look quite as fast as some others because it's a little longer. I got started real young with a good coach, got the basic technique down, worked on it as a young athlete. Had a fair amount of natural strength. Overall agility, playing basketball and football. Even with my size I was agile enough."

Much more specific is Maggard. "I think Matson is the best athlete I've ever seen. In any sport, professional or amateur. I think he can do anything. He has that great quickness, great coordination, and he can do anything he tries. If Randy trained for it, he could run the 100 under 10. His real strength is his quickness, that ability just to move very quickly, from one point to another, a short distance. And that is what athletics is all

Some Things Randy Has to Say

Randy Matson says:

- "After getting the gold medal, the main thing now is just to throw a little farther. The next Olympics, if I make it, I'll be in a little better shape to do better. It wouldn't be the end of the world if I got beat, whereas this one would have."
- "I haven't been able to understand why the Russians haven't come up with better shot putters. They have greater emphasis on strength than we do and are stronger in weight lifting, which is kind of parallel to shot putting."
- "I hope Jim (his son) will be a shot putter. Yes, sir, I sure do. He probably won't, but he will have every opportunity. He might find a few shots lying around."
- "I think about the discus every once in a while and would like to throw. The big problem is I just haven't had time to work with it. I have always felt it takes away from the shot put. I should have thrown it farther than I did. My best wouldn't be very good any more, they are throwing so far now."
- "The biggest problem in Mexico was sleep. I wasn't sick, yet I lost 10-lbs. The housing was noisy. And Maggard kept me awake with his snoring. And they wouldn't let us take sleeping pills as that would be considered doping. We couldn't even take aspirin without a doctor's okay."
- "My family is my main interest. I try to spend as much time as I can with them. Being away from them is one of the biggest problems with competing."
- "I like basketball a lot and enjoyed playing at A&M. Would have played more if I didn't have a knee injury and a big problem getting my weight back up. I played in the church league recently but twisted my ankle and decided I had better quit."
- "One of the main things I have got from track is getting to do a lot of things I wouldn't be able to do. Lots of travel that I have enjoyed. I went to the college I wanted to, without having to pay for that. I'm real thankful for that."
- "I enjoy working out, so it's not a sacrifice to me. People say you must really be dedicated, but it doesn't seem that way to me. I think when I quit competing I'll probably throw a little bit and lift a little bit."
- "The fame and glory works both ways. The more you compete the less it means. You can't go anywhere where people know you without feeling you're on display sometimes. Especially when you are a shot putter most people can tell who you are pretty fast. But the good outweighs the bad pretty far."

about, that explosiveness, that power. Whether you are playing ping pong, basketball or putting the shot, he's just a great athlete.

"His physical attributes are greater than anyone else competing. He has that tremendous range, the real great height, the long levers, legs and arms. When he gets those things moving, as he does, and coordinated, as he does, he has a tremendous physical advantage. When you get a guy who is that size, who combines that fantastic coordination, strength and speed that he has, and reflexes, then you have a phenomenal athlete."

"So many people don't realize that the really great athlete looks effortless. Randy is that way. He gets such a long pull on the shot, it's not a hesitation in the middle, and it's not a whack, it's just one continuous boom-let. It may not look real fast and explosive, but it is. That can be attributed to his great coordination. And timing. Physically, he's far superior to the others."

Asked what will get Matson to the predicted 73-feet, when he has so much going for him, Maggard replies: "He'll get stronger and his initial movement across the ring will get faster. This comes from strength and repetition of his technique. He hasn't always had that real smoothness after he has taken that initial hop across the ring. But when he finds his position it's just automatic. That's when he is going to really pop that thing."

Randy Matson's yesterdays already stamp him as one of the sport's all-time supermen. Today, January 22 as this magazine is published and when he officially becomes world athlete of the year, he goes after still another world mark (in the San Francisco Examiner All-American Games). Tomorrow? As they say, only time--and distance--will tell.

	WORLD RECORDS			EUROPEAN RECORDS			AMERICAN RECORDS		
100y	9.1	Bob Hayes (US) St Louis	6/21/63	9.4	Armin Hary (WG) Leverkusen, WG	5/30/59	9.1	Bob Hayes (Fla A&M TC) St Louis	6/21/63
		Harry Jerome (Can) Edmonton	7/15/66		Peter Radford (GB) Wolverhampton	5/28/60		Jim Hines (Tex Sn) Houston	5/13/67
		Jim Hines (US) Houston	5/13/67					Charles Greene (Nebr) Provo, Utah	6/15/67
		Charles Greene (US) Provo, Utah	6/15/67				sp	John Carlos (San Jose St) Fresno	5/10/68
		John Carlos (US) Fresno, Calif	5/10/69					Willie McGee (Alcorn AM) Houston	5/ 8/71
	p	Willie McGee (US) Houston	5/ 8/70						
100m	9.9s	Jim Hines (US) Sacramento	6/20/68	10.0	Armin Hary (WG) Zurich	6/21/60	9.9s	Jim Hines (Hous Strid) Sacramento	6/20/68
	ns	Ronnie Ray Smith (US) Sacramento	6/20/68		Valeriy Borzov (SU) Kiev	8/18/69	ns	Ronnie Ray Smith (S Jose St) Sac	6/20/68
	s	Charles Greene (US) Sacramento	6/20/68		Gert Metz (WG) Burg Gretesch, WG	9/ 6/70	s	Charles Greene (unat) Sacramento	6/20/68
		Jim Hines (US) Mexico City	10/14/68	np	Roger Bambuck (Fr) Sacramento	6/20/68		Jim Hines (Hous Strid) Mexico City	10/14/68
				p	Vladislav Sapeya (SU) Leningrad	7/20/68			
				p	Vladislav Sapeya (SU) Lyeninakan	8/15/68			
200mT	19.8	Tommie Smith (US) Mexico City	10/16/68	20.3	Phillippe Clerc (Switz) Zurich, Switz	7/ 4/69	19.8	Tommie Smith (SCVYV) Mex City	10/16/68
220yT	20.0	Tommie Smith (US) Sacramento	6/11/66	20.5	Peter Radford (GB) Wolverhampton	5/28/60	20.0	Tommie Smith (S Jose St) Sacmnto	6/11/66
400m	43.8	Lee Evans (US) Mexico City	10/18/68	44.9n	Carl Kaufmann (WG) Rome	9/ 6/60	43.8	Lee Evans (San Jose St) Mexico City	10/18/68
440y	44.7	Curtis Mills (US) Knoxville, Tenn	6/21/69	ns	Martin Jellinghaus (WG) Mex City	10/17/68	44.7	Curtis Mills (Tex A&M) Knoxville	6/21/69
800m	1:44.3°	Peter Snell (NZ) Christchurch, NZ	2/ 3/62	45.9	Robbie Brightwell (GB) London	7/14/62	1:44.8	Ken Swenson (Kans St) Stuttgart	7/16/70
		Ralph Doubell (Aus) Mexico City	10/15/68	1:44.9	Franz-Josef Kemper (WG) Hannover	8/ 7/66			
				np	Walter Adams (WG) Stuttgart	7/16/70			
880y	1:44.9	Jim Ryun (US) Terre Haute, Ind	6/10/66	1:46.7	Jozef Plachy (Czech) Prague	9/19/70	1:44.9	Jim Ryun (Kans Fr) Terre Haute, Ind	6/10/66
1000m	2:16.2	Jurgen May (EG) Erfurt, EG	7/20/65	2:16.2	Jurgen May (EG) Erfurt, EG	7/20/65	2:19.0	Tom Von Ruden (P Coast) S L Tahoe	7/18/70
		Franz-Josef Kemper (WG) Hannover	9/21/66		Franz-Josef Kemper (WG) Hannover	9/21/66			
1500m	3:33.1	Jim Ryun (US) Los Angeles	7/ 8/67	3:34.0	Jean Wadoux (Fr) Colombes, Fr	7/23/70	3:33.1	Jim Ryun (Kans) Los Angeles	7/ 8/67
Mile	3:51.1	Jim Ryun (US) Bakersfield, Calif	6/23/67	3:53.6	Michel Jazy (Fr) Rennes, Fr	6/ 9/65	3:51.1	Jim Ryun (Kans) Bakersfield, Calif	6/23/67
2000m	4:56.2	Michel Jazy (Fr) St Maur, Fr	10/12/66	4:56.2	Michel Jazy (Fr) St Maur, Fr	10/12/66	5:07.4	Jim Grelle (Mult AC) Sydney, Aus	3/18/66
3000m	7:39.6	Kipchoge Keino (Ken) Halsingborg	8/27/65	7:45.2	Harald Norpoth (WG) Munster, WG	6/ 6/67	7:54.2	Jim Beatty (LATIC) Avranches, Fr	8/15/62
2Mile	8:19.6	Ron Clarke (Aus) London	8/24/68	8:22.6	Michel Jazy (Fr) Melun, Fr	6/23/65	8:22.0	George Young (unat) San Diego	6/ 1/68
3Mile	12:50.4°	Ron Clarke (Aus) Stockholm	7/ 5/66	13:03.4	Lajos Mecser (Hun) London	7/15/67	12:53.0	Gerry Lindgren (Wash St) Seattle	5/14/66
5000m	13:16.6	Ron Clarke (Aus) Stockholm	7/ 5/66	13:24.8	Harald Norpoth (WG) Cologne	9/ 7/66	13:33.8	Gerry Lindgren (Wash St) Modesto	5/25/68
				13:22.8p	Ian Stewart (GB) Edinburgh	7/25/70			
6Mile	26:47.0°	Ron Clarke (Aus) Oslo	7/14/65	27:10.2°p	Dick Taylor (GB) London	6/21/69	27:11.6	Billy Mills (C Pndtn) San Diego	6/27/65
10,000m	27:39.4	Ron Clarke (Aus) Oslo	7/14/65	28:04.4	Jurgen Haase (EG) Leningrad, SU	7/21/68	n	Gerry Lindgren (Wash St Fr) S Diego	6/27/65
3000mSt	8:22.0	Kerry O'Brien (Aus) Berlin, WG	7/ 4/70	8:22.2	Vladimir Dudin (SU) Kiev	8/19/69	28:17.6	Billy Mills (C Pndtn) Augsburg, WG	8/12/65
120yHH	13.2m	Martin Lauer (WG) Zurich, Switz	7/ 7/59	13.2m	Martin Lauer (WG) Zurich, Switz	7/ 7/59	8:30.6	George Young (unat) Sacramento	6/21/68
	m	Lee Calhoun (US) Bern, Switz	8/21/60				13.2m	Lee Calhoun (unat) Bern, Switz	8/21/60
	m	Earl McCullouch (US) Minneapolis	7/16/67				m	Earl McCullouch (Sn Cal) Minnpls	7/16/67
		Erv Hall (US) Knoxville, Tenn	6/19/69				m	Erv Hall (Vill) Knoxville, Tenn	6/19/69
	mp	Willie Davenport (US) Zurich, Switz	7/ 4/69				m	Willie Davenport (Hous Strid) Zurich	7/ 4/69
	p	Thomas Hill (US) Wichita, Kans	6/13/70					Thomas Hill (Ark St U) Wichita, Kan	6/13/70
110mHH	13.2	Martin Lauer (WG) Zurich, Switz	7/ 7/59	13.2	Martin Lauer (WG) Zurich, Switz	7/ 7/59	13.2	Lee Calhoun (unat) Bern, Switz	8/21/60
		Lee Calhoun (US) Bern, Switz	8/21/60					Earl McCullouch (Sn Cal) Minnpls	7/16/67
		Earl McCullouch (US) Minneapolis	7/16/67					Willie Davenport (Hous Strid) Zurich	7/ 4/69
	p	Willie Davenport (US) Zurich, Switz	7/ 4/69						
400mIH	48.1	Dave Hemery (GB) Mexico City	10/15/68	48.1	Dave Hemery (GB) Mexico City	10/15/68	48.8	Geoff Vanderstock (Strid) S L Tahoe	9/11/68
440yIH	49.3	Gert Potgieter (S Afr) Bloemfontein	4/16/60	50.1	Salvatore Morale (It) Rome	10/15/61	y	Ralph Mann (BYU) Des Moines, Ia	6/20/70
	48.8p	Ralph Mann (US) Des Moines, Ia	6/20/70				48.8	Ralph Mann (BYU) Des Moines, Ia	6/20/70
HJ	7'5½"	Valeriy Brumel (SU) Moscow, SU	7/21/63	7'5½"	Valeriy Brumel (SU) Moscow	7/21/63	7'4½"	Dick Fosbury (Ore St) Mexico City	10/20/68
PV	18'¼"	Chris Papanicolaou (Gr) Athens	10/24/70	17'8½"	Claus Schiprowski (WG) Mex City	10/16/68	17'10¼"	John Pennel (Strid) Sacramento	6/21/69
					Wolfgang Nordwig (EG) Mex City	10/16/68			
					Chris Papanicolaou (Gr) Athens	10/24/70			
LJ	29'2½"	Bob Beamon (US) Mexico City	10/18/68	18'¼"	Chris Papanicolaou (Gr) Athens	10/24/70	29'2¼"	Bob Beamon (Hous Strid) Mex City	10/18/68
				27'4¼"	Igor Ter-Ovanesyan (SU) Mex City	10/19/67			
TJ	57'¾"	Viktor Saneyev (SU) Mexico City	10/17/68	p	Josef Schwarz (WG) Stuttgart	7/15/70	55'1¾"	Art Walker (Strid) Los Angeles	6/30/68
SP	71'5½"	Randy Matson (US) Coll Stat, Tex	4/22/67	57'¾"	Viktor Saneyev (SU) Mexico City	10/17/68	71'5½"	Randy Matson (Tex AM) C Sta, Tx	4/22/67
				67'8½"	Hans-Peter Gies (EG) Budapest, Hun	6/28/69			
DT	224'5"	Jay Silvester (US) Reno, Nev	9/18/68	223'3½"	Ricky Bruch (Swe) Malmo, Swe	9/21/69	224'5"	Jay Silvester (unat) Reno, Nev	9/18/68
HT	245'0"	Anatoliy Bondarchuk (SU) Athens	9/20/69	245'0"	Anatoliy Bondarchuk (SU) Athens	9/20/69	235'11"	Ed Burke (Strid) Bakersfield	6/22/67
	247'7½"	pAnatoliy Bondarchuk (SU) Rovno	10/11/69	247'7½"	pAnatoliy Bondarchuk (SU) Rovno	10/11/69	300'0"	Mark Murro (Ariz St) Tempe, Ariz	3/27/70
JT	304'1½"	Jorma Kinnunen (Fin) Tampere	6/18/69	304'1½"	Jorma Kinnunen (Fin) Tampere, Fin	6/18/69	8417	Bill Toomey (Strid) W Los Angls	12/10-11/69
Dec	8417	Bill Toomey (US) W Los Angeles	12/10-11/69	8319	Kurt Bendlin (WG) Heidelberg	5/13-14/67	39.0	SCVYV, Los Angeles	6/ 7/68
440yR	38.6	Southern California, Provo, Utah	6/17/67	40.0	Great Britain, London, Eng	8/ 3/63	38.8p	San Jose State, Knoxville, Tenn	6/20/69
880yR	1:21.7	Texas A&M, Des Moines, Ia	4/24/70	3:06.5n	Great Britain, Kingston, Jam	8/13/66	1:21.7	Texas A&M, Des Moines, Ia	4/24/70
MileR	3:02.8	Trinidad-Tobago, Kingston, Jam	8/13/66	7:14.6	West Germany, Fulda, WG	6/13/68	3:03.4	UCLA, Knoxville, Tenn	6/21/69
2MileR	7:11.6	Kenya, London, Eng	9/ 5/70	7:14.6	West Germany, Fulda, WG	6/13/68	7:16.4	Kansas State, Des Moines, Ia	4/24/70
4MileR	16:09.0	University of Oregon, Fresno, Calif	5/12/62	16:09.6	West Germany, Berlin, WG	6/24/69	16:09.0	University of Oregon, Fresno, Calif	5/12/62
SpMedR	3:15.2*	University of Kansas, Austin, Tex	3/31/67				3:15.2*	University of Kansas, Austin, Tex	3/31/67
DisMedR	9:33.0*	University of Kansas, Lawrence, Kan	4/19/69				9:33.0	University of Kansas, Lawrence, Kan	4/19/69

Explanation of Records

A list of records is not necessarily a list of best-ever performances. For consideration as a record, a performance must meet certain qualifying requirements. Different categories of records are certified by varying official bodies. World, American, European and collegiate outdoor records are studied and acted upon by committees within their respective governing bodies, and T&FN reprints their lists without exception. A few best-ers are noted as well but they are designated as "unofficial" for events not considered for records. And this applies to men, women, long distance running and

walking--outdoors--alike. Indoor records are still another story, and their case has been handled in the December 1970 T&FN.

Junior colleges and high schools do not have all-inclusive organizations overseeing them, so T&FN's records committee reviews pending marks and maintains records for both divisions. T&FN applies standards virtually as stiff as those of the IAAF (world and European records), AAU (American) and NCAA (collegiate). Our sets of JC and prep records differ from those maintained by their respective national offices--for reasons outlined shortly. Finally, T&FN has compiled a "tentative" list of US seniors bests for over 40 athletes, established in masters-style competitions.

COLLEGIATE, JUNIOR COLLEGE & HIGH SCHOOL

COLLEGIATE RECORDS

JUNIOR COLLEGE RECORDS

HIGH SCHOOL RECORDS

100y	9.1	Jim Hines (Tex Sn) Houston Charles Greene (Nebr) Provo, Utah John Carlos (San Jose St) Fresno Willie McGee (Alcorn AM) Houston	5/13/67 6/15/67 5/10/69 5/ 8/70	9.2	Doug Hawken (Glendale, A) Sacmnto Eddie Hart (C Costa) Sacramento	6/21/69 6/21/69	9.3	Bill Gaines (Clrw, MH, NJ) Almnsn Bill Gaines (Clrw, MH, NJ) Miami Pk Bill Gaines (Clrw, MH, NJ) Wlmngtn Willie McGee (Rwn, Htsbg, Mis) Sac	5/20/67 6/ 3/67 6/11/67 6/14/69
100m	9.9ns	Ronnie Ray Smith (S Jose St) Sac	6/20/68	10.1	Mel Gray (Ft Scott) Lawrence, Kan Mickey Mathews (Laney) Sacmnto	4/20/68 6/20/68	10.2	Bill Gaines (Clrw, MH, NJ) Caroni Bill Gaines (Clrw, MH, NJ) Pt Spain Bill Gaines (S Jose, Cal) San Jose	3/12/66 3/26/67 5/ 4/68
200mT	20.0	Tommie Smith (S Jose St) Scmnto John Carlos (S Jose St) S Lk Tahoe	6/11/66 9/12/69	20.2	Mike Fray (Mesa, A) Mesa, Ariz	3/23/68	20.6	Clyde Glosson (Wtly, S An, Tx) P Vw Gerald Tinker (Cor Gab, Fla) Miami	5/ 1/65 6/29/69
220yT	20.0	Tommie Smith (S Jose St) Scmnto	6/11/66	20.6	Mel Gray (Ft Scott) Pittsburg, Kans	4/ 9/68	20.6	Clyde Glosson (Wtly, S An, Tx) P Vw Gerald Tinker (Cor Gab, Fla) Miami Ulis Williams (Compton, Cal) Ontario	5/ 1/65 6/29/69 5/27/61
400m	43.8	Lee Evans (S Jose St) Mexico City	10/18/68	45.2	Lee Evans (San Jose) Los Angeles	7/23/66	46.1	Ulis Williams (Compton, Cal) Ontario Rich Joyce (Sierra, Whit, Cal) Bksfld	5/27/61 6/ 5/65
440y	44.7	Curtis Mills (Tex A&M) Knoxville Wade Bell (Ore) Los Angeles	6/21/69 7/ 9/67	45.8	Lee Evans (San Jose) Randalls Is, NY Bob Hose (SD Mesa) San Diego	6/25/66 6/26/65	46.1	Ulis Williams (Compton, Cal) Ontario Rich Joyce (Sierra, Whit, Cal) Bksfld	5/27/61 6/ 5/65
800m	1:45.0	Ken Swenson (Kans St) Stuttgart Byron Dyce (NYU) Knoxville, Tenn Wade Bell (Ore) Eugene, Ore	7/16/70 6/21/69 7/ 4/67	1:48.3	Bob Hose (SD Mesa) San Diego Bob Hose (SD Mesa) San Diego	6/26/65 6/26/65	1:48.8	Rich Joyce (Sierra, Whit, Cal) Bksfld Tom Carroll (Ford Prep) Koblenz	6/ 5/65 8/10/57
880y	1:45.9	Byron Dyce (NYU) Knoxville, Tenn	6/21/69	1:48.3	Bob Hose (SD Mesa) San Diego	6/26/65	1:48.8	Rich Joyce (Sierra, Whit, Cal) Bksfld Tom Carroll (Ford Prep) Koblenz	6/ 5/65 8/10/57
1000m	2:18.7*	Wade Bell (Ore) Eugene, Ore	7/ 4/67	3:41.6*n	Neill Duggan (Hancock) LA	6/ 4/66	3:39.0n	Jim Ryun (E, Wich, Kan) N Brnswk Jim Ryun (E, Wich, Kan) S Diego	6/28/64 6/27/65
1500m	3:33.1	Jim Ryun (Kans) Los Angeles	7/ 8/67	3:56.1n	Neill Duggan (Hancock) San Diego	6/11/66	3:55.3	Jim Ryun (E, Wich, Kan) S Diego Gerry Lindgren (Rgrs, Spok) Comp	6/27/65 6/ 5/64
Mile	3:51.1	Jim Ryun (Kans) Bakersfield, Calif	6/23/67	3:56.1n	Neill Duggan (Hancock) San Diego	6/11/66	5:29.0°	Gerry Lindgren (Rgrs, Spok) Comp Pat Mandera (Mor E, Cic, Ill) Bmltz	6/27/65 7/21/70
2000m	8:08.4n*	Marty Liquori (Vill) Louvain, Bel	7/26/70	8:47.0n	Armando Valencia (Grmnt) S Diego	5/30/70	8:33.0	Pat Mandera (Mor E, Cic, Ill) Bmltz Steve Prefontaine (Mshf, CB, Or) Cor	7/21/70 4/25/69
3000m	8:07.6n	Conrad Nightingale (Kan St) Dsldrf	8/17/67	13:56.0°n	Neill Duggan (Hancock) LA	6/ 2/67	8:41.6	Steve Prefontaine (Mshf, CB, Or) Cor Gerry Lindgren (Rgrs, Spok) Kngstrn	4/25/69 8/15/64
3000m	8:33.2	Arne Kvalheim (Ore) Eugene	4/20/68	14:26.8n	Neill Duggan (Hancock) LA	6/ 2/67	13:17.0n	Gerry Lindgren (Rgrs, Spok) Kngstrn Gerry Lindgren (Rgrs, Spok) Comp	8/15/64 6/ 5/64
2Mile	12:53.0	Gerry Lindgren (Wash St) Seattle	5/14/66	28:53.4n	Mark Covert (LA Val) Eagel Rk, Cal	5/29/70	13:44.0n	Gerry Lindgren (Rgrs, Spok) Comp Gerry Lindgren (Rgrs, Spok) LA	6/ 5/64 7/25/64
3Mile	13:33.8	Gerry Lindgren (Wash St) Modesto	5/25/68	31:58.0n	Phil Burkewist (Spok) Shmsh, Wash	12/20/69	28:23.8°	Gerry Lindgren (Rgrs, Spok) LA Bill Keenan (N Eug, Ore) Vanc, BC	7/25/64 8/12/67
5000m	27:56.8°	Van Nelson (S Cloud St) St Paul, Minn Garry Bjorklund (Minn) Bakersfield Gerry Lindgren (Wash St) Dusseldorf	5/13/68 6/27/70 8/17/67	8:57.8	Dick Krenzer (LA Valley) LA	5/31/63	29:17.6	Gerry Lindgren (Rgrs, Spok) LA Bill Keenan (N Eug, Ore) Vanc, BC	7/25/64 8/12/67
6Mile	27:30.8np	Garry Bjorklund (Minn) Bakersfield	6/27/70	13.6	Don Shy (Mt SAC) Fresno Don Shy (Mt SAC) San Diego George Carty (Odessa) Houston	5/ 8/65 6/26/65 6/ 8/68	9:11.4n	Bill Keenan (N Eug, Ore) Vanc, BC Bill Tipton (Cent, Pont, Mich) D Mns Rod Milburn (Clk, Opls, La) Hous	8/12/67 8/26/67 5/30/69
10,000m	28:40.2	Gerry Lindgren (Wash St) Dusseldorf	8/17/67	13.6	Don Shy (Mt SAC) Fresno Don Shy (Mt SAC) San Diego George Carty (Odessa) Houston	5/ 8/65 6/26/65 6/ 8/68	13.4†	Bill Tipton (Cent, Pont, Mich) D Mns Rod Milburn (Clk, Opls, La) Hous	8/26/67 5/30/69
3000mSt	8:38.2	Chris McCubbins (Okla St) Winnipeg	7/30/67	28:53.4n	Mark Covert (LA Val) Eagel Rk, Cal	5/29/70	13.7(42)†	Rod Milburn (Clk, Opls, La) Hous	5/30/69
120yHH	13.2m	Earl McCullouch (Sn Cal) Minnpls Erv Hall (Vill) Knoxville, Tenn Thomas Hill (Ark St U) Wichita, Kan	7/16/67 6/19/69 6/13/70	13.8	George Carty (Odessa) LA	6/30/68	13.9	Rex Cawley (Farmngtn, Mich) Oslo	7/31/59
110mHH	13.2	Earl McCullouch (Sn Cal) Minnpls	7/16/67	50.0	Geoff Vanderstock (Mt SAC) Walnut	3/19/66	49.8n	Bob Bornkessel (N, SM, Kan) SL Tah	8/31/68
400mIH	48.8y	Ralph Mann (BYU) Des Moines, Ia	6/20/70	50.2n	Geoff Vanderstock (Mt SAC) Rndl Is	6/25/66	51.0n	Bob Bornkessel (N, SM, Kan) Hous	6/ 7/68
440yIH	48.8	Ralph Mann (BYU) Des Moines, Ia	6/20/70	7'1¼"	Joe Faust (Mt SAC) Norwalk, Calif	4/19/62	7'3"	Reynaldo Brown (Comp, Cal) SL Tah	9/16/68
HJ	7'4½"	Dick Fosbury (Ore St) Mexico City	10/20/68	16'8"	Dennis Phillips (San Mateo) Sacmnto	6/11/66	17'4½"	Casey Carrigan (Orting, Wa) Sacram	6/14/69
PV	17'9"	Bob Seagren (Sn Cal) S L Tahoe	9/12/68	26'5"	Henry Hines (Sacmnto) Warsaw, Pol	8/29/69	26'¾"	Jerry Proctor (Muir, Pas, Ci) Bksfld	6/22/67
LJ	27'½"	Ralph Boston (Tenn A&I) Modesto	5/27/61	52'¾"	James Butts (E LA) Portland, Ore	6/13/70	52'6½"	Dave Tucker (SJ Mem, Fsn) Bksfld	5/ 2/70
TJ	55'9¼"	Pertti Pousi (BYU) Kuortane, Fin	6/23/68	60'8½"	Steve Fite (Chaffey) Fresno, Calif	5/ 8/65	72'3¼"†	Sam Walker (Samueli, Dal) C Chris	4/27/68
SP	71'5½"	Randy Matson (Tex AM) C Sta, Tx	4/22/67	187'5"	Les Mills (Foothill) Modesto	5/18/63	61'1¼"(16)	Sam Walker (Sam, Dallas) Sacram	6/15/68
DT	213'9"	Randy Matson (Tex AM) C Sta, Tx	4/ 8/67	167'3"	Ron Sakahara (Fullerton) Walnut	7/25/63	201'3"†	Chris Adams (L Altos, Cal) Berkeley	6/ 6/70
HT	213'10"	John Lawlor (Bos U) Bakersfield	6/25/60	273'0"	Mark Murro (Mesa, A) Gar City, Kan	5/17/68	175'8"(1)	Archie Harris (Oc Cit, NJ) Passaic	6/27/37
JT	292'8"	Mark Murro (Ariz St) Tempe, Ariz Mark Murro (Ariz St) Tempe, Ariz C.K. Yang (UCLA) Walnut, Cal	5/23/69 3/27/70 4/27-28/63	8230	Russ Hodge (Foothill) LA	7/23-24/66	209'9"†	Dick Narcessian (Wnslt, RI) Nwpt	4/27/65
Dec	300'0"p	Mark Murro (Ariz St) Tempe, Ariz	3/27/70	40.4	Merritt, Modesto, Calif	5/24/69	180'0"(1)	Alvin Jackson (Clas, Prov, RI) N Br	7/12/70
440yR	8089	C.K. Yang (UCLA) Walnut, Cal	4/27-28/63	1:24.1	Merritt JC, Cupertino, Calif	4/26/69	252'8"	Mark Murro (Es Cath, Nwk) Dov, NJ	5/31/67
880yR	38.6	Southern California, Provo, Utah	6/17/67	3:08.2	Merritt JC, Cupertino, Calif	4/26/69	7253	Milt Campbell (Plnfl, NJ) Pflid	7/3-4/53
MileR	1:21.7	Texas A&M, Des Moines, Ia	4/24/70	7:29.4	Pierce, Fresno, Calif	5/13/67	40.2	Lincoln, Dallas, Tex, Austin, Tex	5/ 9/70
2MileR	3:03.4	UCLA, Knoxville, Tenn	6/21/69	17:00.4	Los Angeles Valley, Walnut, Calif	4/25/69	1:25.4	White Plains, NY, Jamaica, NY	6/ 7/66
4MileR	7:16.4	Kansas State, Des Moines, Ia	4/24/70	3:22.8	Mt SAC, Walnut, Calif	4/28/61	3:11.8	Memorial, Houston, Tex, Baytown	4/ 1/67
SpMedR	16:09.0	University of Oregon, Fresno, Calif	5/12/62	9:53.4	Sacramento, Los Altos Hills, Calif	4/27/68	3:35.6	Killian, Miami, Fla, Gainesville, Fla	5/10/69
DieMedR	3:15.2	University of Kansas, Austin, Tex	3/31/67	17:00.4	American River, Fresno, Calif	5/ 9/64	n	Jackson, Queens, NY, Jamaica, NY	6/ 7/66
	9:33.0	University of Kansas, Lawrence, Kan	4/19/69				17:12.2	Boys, Brooklyn, NY, Jamaica, NY	6/ 7/66
							3:23.3	Essex Cath, Newark, NJ, Hnd Pk, NJ	6/ 7/66
							10:05.6	Memorial, Houston, Tex, Houston	4/ 8/67
								Essex Cath, Newark, NJ, Phila, Pa	4/28/67

The national junior college and high school ruling bodies have rigid but highly limiting regulations for record guidance. The records of those two groups vary from this organization's in that T&FN will accept performances from (1) open as well as scholastic meets; (2) non-winning as well as winning marks; (3) athletes from non-federation member schools; (4) in events not standard in the regular scholastic programs; (5) competitions later or earlier than the usual track season; and (6) athletes not necessarily eligible by certain local restrictions for high school or JC competition.

There is a standard statistical year for students (both high school and collegiate)--which is Sept. 1 of one year to Aug. 31 of the next, and ath-

letes (with rare exceptions for mid-year graduates) are considered in a particular class during this entire period. Those who leave school in June may still set records until the termination date in August of that year.

A few basic rules for world and US records. All members of relay teams must be of the same nationality. Field event marks made under English measurements are converted to meters for record purposes and may lose or gain fractions of inches in the process. Abbreviations: p=pending mark; *—unofficial best-ever in unrecognized event; n=non-winning time, usually involving more than one stopwatch; °=mark recorded en route to longer distance; †=high school implement. □

THIS GETS YOU ACTION '71

This coupon will bring you Action '71 order blanks...and the New 64-page Champion Catalog

Name

Title

Coach of

Classes taught

School

Address

City State Zip



FROM CHAMPION so you can order earlier, smarter and direct from the manufacturer.



Find out what Number One (that's us) can do to outfit your teams in 1971. Ask for our new 64-page color catalog. It's free. Talk to your Champion man. Then order early for *early delivery!* You expect more from Number One. And—because we keep adding capacity, improving distribution, innovating new products, building our service—you'll get more from Champion. You'll get *Action '71!*

IT TAKES A LITTLE MORE
TO MAKE A
Champion
CHAMPION PRODUCTS INC.

115 College Ave., Rochester, N. Y. 14607

Other Records

OTHER MEN'S RECORDS

WORLD:		
400R	38.2	United States, Mexico City 10/20/68
800R	1:21.7	Texas A&M (US), Des Moines 4/24/70
1600R	2:56.1	United States, Mexico City 10/20/68
3200R	7:08.6	West Germany, Wiesbaden 8/13/66
6000R	14:49.0	France, St Maur, Fr 6/25/65
EUROPEAN:		
400R	38.4n	France, Mexico City 10/20/68
800R	1:22.4	Bayer 04 Leverkusen (WG) Berlin 7/ 4/70
1600R	3:00.5n	West Germany, Mexico City 10/20/68
	3:00.5n	Poland, Mexico City 10/20/68
6000R	14:49.0	France, St Maur, Fr 6/25/65
AMERICAN:		
300m	32.8	Jim Kemp (Ft Mac) S L Tahoe 7/27/68
600m	1:16.5	Tom Farrell (Ft Mac) S L Tahoe 7/28/68
1000y	2:06.2	Tom Von Ruden (P Coast) SL Ta 7/ 2/70
400R	38.2	National Team, Mexico City 10/20/68
800R	1:21.7	Texas A&M, Des Moines 4/24/70
1600R	2:56.1	National Team, Mexico City 10/20/68
3200R	7:16.2	Kansas St, Des Moines 4/24/70
6000R	15:26.4	National Team, Osaka, Japan 10/25/64
COLLEGIATE:		
480hr	56.7	Western Michigan, Lexington 4/ 8/67
	56.7	Kansas, Des Moines 4/27/68
HIGH SCHOOL:		
180hs	18.1	Steve Caminiti (Cr Car, Enc) Enc 5/ 9/64
	18.1	Earl McCullough (Poly, LB) Nwlik 5/29/64
	18.1	Don Castronovo (Oceanside) lthc 6/ 6/64
180ht	18.3	Bill Tipton (C, Pont, Mi) Sacrmto 6/17/67
330ih	36.7	Bob Bornkessel (N, ShM, K) Msn 4/26/68

LONG DISTANCE RECORDS

WORLD:		
10mi	46:44.0°	Ron Hill (GB) Leicester 11/ 9/68
	46:37.8p	Jerome Drayton (Can) Tnto 9/ 6/70
20km	58:06.2°	Gaston Roelants (Bel) Lvn 10/28/66
1hr	12mi 1478	Gaston Roelants (Bel) Lvn 10/28/66
15mi	1:12:48.2°	Ron Hill (GB) Bolton 7/21/65
25km	1:15:22.6	Ron Hill (GB) Bolton 7/21/65
30km	1:31:30.4	Jim Alder (GB) London 9/ 5/70
Mar*	2:08:33.6	Derek Clayton (Aus) Atwp 5/30/69
AMERICAN:		
10mi	48:28.0	Bud Edelen (unat) London 4/13/63
20km	1:02:25.6	Ken Moore (Ore) Eugene 3/11/66
1hr	12mi 232	Mike Kimball (SBAC) Almda 8/ 5/67
15mi	1:18:10.8°	Ron Daws (TCTC) St Paul 9/18/65
25km	1:22:14.2	Ron Daws (TCTC) St Paul 9/18/65
30km	1:45:28.4	Richard Haimes (WnAC) Atn 1/20/63
Mar*	2:11:12n	Eamon O'Reilly (Athens) Bn4/20/70

WALKING RECORDS

WORLD:		
20km	1:26:45.8	Gennadiy Agapov (SU) Sfp1 4/ 6/69
	1:25:50p	Peter Frenkel (EG) Erfurt 7/ 4/70
2hr	16mi 1743°	Anatoliy Yegorov (SU) Lgd 7/15/59
30km	2:17:16.8	Anatoliy Yegorov (SU) Lgd 7/15/59

US Ranking

compiled by
D. H. Potts and Garry Hill

New faces appeared everywhere in the US in 1970, as clearly indicated by the US Rankings, where 11 of this year's leaders occupy the top slot for the first time. And three (Swenson, Caruthers and Moore) of those 11 are ranked for the first time in any event. The two standard relays, the 440 and mile, have been added to the rankings this year.

The same criteria are used to rank US athletes as are used in the World Rankings: (1) honors won; (2) win-loss record, and (3) sequence of marks. Rank is not based on each man's seasonal best mark or the order in which the compilers feel the athletes would finish in an idealized competition. World-ranked US athletes appear in the same order here.

100y/100m:	1. Carlos	2. Vaughan	3. Greene	4. Hart	5. Crockett	6. Taylor
7. Curtis	8. Green	9. W. Turner	10. Gray.			
200m/220y:	1. Carlos	2. Turner	3. Vaughan	4. Gray	5. Newhouse	6. Goodrich
7. Taylor	8. Hart	9. Polk	10. C. Mills.			
400m/440y:	1. Evans	2. Collett	3. Smith	4. Mills	5. James	6. Newhouse
7. Ulan	8. Turner	9. Garrison	10. Van Hofwegen.			
800m/880y:	1. Swenson	2. Winzenried	3. Collins	4. Von Ruden	5. Sandison	6. J. Perry
7. Wottle	8. Kaczka	9. Schultz	10. McElroy.			
1500m/Mile:	1. LaBenz	2. Liquori	3. Michael	4. VanDyk	5. Crawford	6. Von Ruder
7. Wottle	8. Mason	9. D. Savage	10. Divine.			
3Mile/5000m:	1. Bachelar	2. Shorter	3. Prefontaine	4. Moore	5. Riley	6. Lindgren
7. Bjorklund	8. Buerkle	9. O'Reilly	10. Harrison.			
6Mile/10,000m:	1. Shorter	2. Bachelar	3. Bjorklund	4. Moore	5. Lindgren	6. Bertelsen
7. Anderson	8. Ritcherson	9. Clark	10. Stonitsch.			

Bible of the Sport

20mi	2:31:33.0	Anatoliy Vedyakov (SU) Mw8/23/58
30mi	4:02:33.0°	Christoph Hohne (EG) Ptdm 5/16/65
	4:00:06.0°p	Christoph Hohne (EG) Bln 10/18/69
50km	4:10:51.8	Christoph Hohne (EG) Ptdm 5/16/65
	4:08:05.0p	Christoph Hohne (EG) Bln 10/18/69
AMERICAN:		
20km	1:31:10.2°	Dave Romansky (DelTC) Lv 4/11/70
2hr	15mi 1413	Dave Romansky (DelTC) Lv 4/11/70
30km	2:23:14°	Goetz Klopfer (Athens) Set11/15/70
20mi	2:33:59.8	Goetz Klopfer (Athens) Set11/15/70
30mi	4:11:59.4	Larry Young (Strid) Clmbia 4/14/68
50km	4:15:24.0	Dave Romansky (DelTC)PP 4/19/70

WOMEN'S RECORDS

WORLD:		
60m	7.2	Betty Cuthbert (Aus) Sydney 2/27/60
	7.2	Irina Bockharyeva (SU) Moscow 8/28/60
	7.2p	Dianne Burke (Aus) Brisbane 3/13/68
	7.2np	Pam Kilborn (Aus) Brisbane, Aus 3/13/68
	7.2p	Eva Gleskova (Czech) Brno 6/ 1/68
100y	10.3	Margaret Willard (Aus) Sydney 3/20/58
	10.3	Wyomia Tyus (US) Kingston, Jam 7/17/65
	10.3	Wyomia Tyus (US) Dayton, Ohio 6/ 8/68
100p	11.0p	Chi Cheng (Formosa) Portland 6/13/70
	11.0p	Wyomia Tyus (US) Mexico City 10/15/68
	11.0p	Chi Cheng (Formosa) Vienna 7/17/70
	11.0p	Renate Meissner (EG) Berlin, EG 8/ 2/70
200m	22.4	Chi Cheng (Formosa) Munich 7/12/70
220y	22.9	Margaret Burvill (Aus) Perth 2/22/64
	22.7p	Chi Cheng (Formosa) Portland 6/13/70
	22.6p	Chi Cheng (Formosa) W L Angls 7/ 3/70
400m	51.0	Marilyn Neufville (Jam) Edinbrgh 7/23/70
440y	52.4	Judy Pollock (Aus) Perth, Aus 2/27/65
800m	2:00.5	Vera Nikolic (Yug) London, Eng 7/20/68
880y	2:02.0	Dixie Willis (Aus) Perth, Aus 3/ 3/62
	2:02.0	Judy Pollock (Aus) Stockholm 7/ 5/67
1500m	4:10.7	Jaroslava Jehlickova (Cze) Athns 9/20/69
Mile	4:36.8	Maria Gommers (Holl) Leicester 6/16/69
80mH	10.2	Vyera Korsakova (SU) Riga, SU 6/16/68
100mH	12.7	Teresa Sukniewicz (Pol) Warsaw 9/20/70
	12.7p	Karin Balzer (EG) Berlin, EG 7/26/70
	12.7p	Teresa Sukniewicz (Pol) Erfurt 9/27/70
200mH	25.8	Pam Kilborn (Aus) Melbourne 12/17/69
	25.8	Teresa Sukniewicz (Pol) Warsaw 8/ 9/70
	25.8p	Anneliese Jahns (EG) Erfurt, EG 7/ 5/70
HJ	6'3 1/4"	Iolanda Balas (Rum) Sofia, Bul 7/16/61
LJ	22'4 1/2"	Viorica Viscopoleanu (Rum) Mx 10/14/68
	22'5 1/2"	p Heide Rosendahl (WG) Turin 9/ 2/70
SP	67' 1/4"	Nadyezhda Chizhova (SU) Athns 9/16/69
DT	209'10"	Liesel Westermann (WG) Werdohl 7/24/68
JT	204'8 1/2"	Yelena Gorchakova (SU) Tokyo 10/16/64
Pent	5352	Liese Prokop (Aut) Vienna, 10/4-5/69
	5406p	Burglinde Pollak (EG) Erfurt 9/4-5/70
400mR	42.8	United States, Mexico City 10/20/68
440yR	45.0	Great Britain, Portsmouth, Eng 9/14/68
800mR	1:33.8	Great Britain, London, Eng 8/24/68
880yR	1:35.8	Australia, Brisbane, Aus 11/ 9/69
1600R	3:30.8	Great Britain, Athens, Gr 9/20/69
	3:30.8n	France, Athens, Gr 9/20/69
MileR	3:47.8	Angels TC (US) Dayton, Ohio 7/ 6/69
2400R	6:15.6	Holland, Sittard, Holl 8/20/68
2640R	6:25.2	Great Britain, Budapest, Hun 7/30/67
3200R	8:25.0	Great Britain & N Ireland, London 9/ 5/70

AMERICAN:

100y	10.3	Wyomia Tyus (Tenn St) Kingston 7/17/65
100m	11.0	Wyomia Tyus (Tenn St) Mex Cty 10/15/68
200m	22.8	Barbara Ferrell (LA Merc) Mex 10/18/68
220y	23.4	Edith McGuire (Tenn St) Kgston 8/13/64
400m	52.1	Kathy Hammond (unat) Warsaw 8/29/69
440y	52.9	Mavis Laing (Phoenix TC) W LAN 7/ 4/70
800m	2:00.9	Madeline Manning (Tenn St) Mx 10/20/68
880y	2:04.6	Charlotte Cooke (unat) L Angls 7/23/66
1500m	4:16.8n	Doris Brown (Falcon TC) L Ang 7/19/69
	4:16.8n	Francie Larrieu (SJCG) Stgart 7/31/69
Mile	4:42.2	Doris Brown (Falcon TC) Seattle 6/ 8/68
3000m	9:44.6	Doris Brown (Falcon TC) /70
100mh	13.3	Pat Johnson (Angels TC) Sttgart 7/15/70
200mh	26.7	Pat Hawkins (Atoms TC) Urbana 5/30/70
HJ	5'11"	Eleanor Montgomery (Tn St) Dtn 7/ 6/69
LJ	21'6"	Willye White (MDYF) L Angeles 7/26/64
SP	54'9"	Earlene Brown (Spart AC) Fkfort 9/21/60
DT	176'10"	Earlene Brown (Spart AC) Abilen 7/16/60
	198'8"	Barbara Friedrich (Shore AC) LB 6/ 7/67
Pent	4735	Pat Bank (CCTC) S L Tahoe 6/29-30/70
400R	42.8	National Team, Mexico City 10/20/68
440R	45.2	Tennessee St, W Los Angeles 7/ 4/70
1600R	3:33.6	National Team, Leningrad, SU 7/24/70
MileR	3:44.5	Atoms TC, W Los Angeles 7/ 4/70

SENIOR'S RECORDS


These United States over-40 records represent the first-ever published compilation--and they are admittedly a preliminary listing. It has been researched carefully but amendments on initial listings are inevitable, and T&FN welcomes suggestions. Seniors records may only be established in seniors competition. Athletes become eligible simply by birthyear rather than birthdate. Standards as rigid as those applied to other record sections may eventually be invoked here.

AMERICAN:

100y	10.3h	Richard Stolpe (CDM) San Diego 7/ 3/70
100m	11.4n	Richard Stolpe (CDM) L Angeles 6/19/70
200m	22.9	Richard Stolpe (CDM) L Angeles 6/20/70
220y	23.0	Richard Stolpe (CDM) San Diego 7/ 4/70
440y	52.3	Bill Fitzgerald (Sr TC) San Diego 7/ 4/69
880y	1:59.8	Bill Fitzgerald (Sr TC) Gardena 6/24/69
1500m	4:13.6	Bill Fitzgerald (Sr TC) L Angeles 6/20/70
Mile	4:26.2i	Peter Mundle (SMAA) L Angeles 1/30/69
3Mile	14:51.8	Peter Mundle (SMAA) San Diego 7/ 5/69
5k	15:42.4	Peter Mundle (SMAA) L Angeles 6/18/70
6mile	31:17°	Peter Mundle (SMAA) Goleta 7/26/69
10k	34:55.6	Owen Gorman (Sr TC) L Angeles 6/19/70
120lh	15.1	Art Barnard (SDTC) San Diego 7/ 4/70
HJ	6'0"	Jack Razzeto (unat) San Diego 7/ 4/70
PV	13'6"	Roger Ruth (Van OC) San Diego 7/ 4/70
LJ	20'9"	Shirley Davison (CDM) L Angeles 6/19/70
TJ	42'9"	Roger Ruth (Van OC) Victoria 9/20/70
SP	46'7 1/2"	Otis Chandler (unat) Nwpt Bch 6/23/70
DT	167'8"	Fortune Gordien (unat) Cst Mesa 6/30/70
HT	118'2"	Sandy Patterson (unat) Sn Diego 7/ 3/70
JT	229'3"	Bud Held (SDTC) San Diego 7/ 3/70
440R	45.3	Nor Cal Seniors, San Diego 7/ 4/70
MileR	3:39.4	Seniors TC, Los Angeles 6/20/70

Steeple:	1. Reilly	2. Price	3. S. Savage	4. Sink	5. Liebenberg	6. Silvious
	7. Timm	8. Brown	9. Norris	10. Pettigrew.		
High Hurdles:	1. Hill	2. Walker	3. Davenport	4. Milburn	5. Gibson	6. Carty
	7. Power	8. White	9. Draper	10. High.		
Intermediate Hurdles:	1. Mann	2. Collett	3. Whitney	4. Evans	5. Williams	
	6. Steele	7. Bruggeman	8. Adkins	9. Wharton	10. Rondeau.	
High Jump:	1. Brown	2. Elliott	3. Shepard	4. Bowers	5. Matzdorf	6. Dobroth
	7. Hartfield	8. Sojourner	9. McGill	10. Burrell.		
Pole Vault:	1. Caruthers	2. Pennel	3. Seagren	4. Heglar	5. Railsback	
	6. Johnson	7. Dias	8. Cryder	9. Steinhoff	10. Parris.	
Long Jump:	1. Moore	2. Tate	3. Coleman	4. Robinson	5. Jackson	6. Proctor
	7. Anderson	8. Hines	9. Carrington	10. Royster.		
Triple Jump:	1. Tiff	2. Smith	3. Tate	4. Tucker	5. Craft	6. Meredith
	7. Butts	8. Fraser	9. Rencher	10. Salter.		
Shot Put:	1. Matson	2. Saib	3. B. Wilhelm	4. S. Wilhelm	5. Feuerbach	
	6. Woods	7. Murphy	8. Steinhauer	9. Lane	10. Walker.	
Discus Throw:	1. Silvester	2. Drescher	3. Vollmer	4. Powell	5. Cole	6. Neville
	7. Ordway	8. Knop	9. Weill	10. Kohler.		
Hammer Throw:	1. Frenn	2. Gage	3. Connolly	4. DeAutremont	5. Pangburn	
	6. Hart	7. B. Narcession	8. Davies	9. Zilincar	10. Hall.	
Javelin Throw:	1. Murro	2. Skinner	3. Covelli	4. Schmidt	5. Collins	6. Stuart
	7. Wallis	8. Feldmann	9. Lyngstad	10. Red.		
Decathlon:	1. Hodge	2. Warkentin	3. Bennett	4. Toomey	5. Bannister	
	6. Gough	7. Thoreson	8. Wanamaker	9. Pannel	10. Johnston.	
440 Relay:	1. El Paso	2. California	3. UCLA	4. Texas A&M	5. Texas Southern	
	6. North Carolina Central	7. Southern California	8. Indiana	9. Oklahoma State	10. Arizona State.	
Mile Relay:	1. Striders	2. UCLA	3. Rice	4. Tennessee	5. Abilene Christian	
	6. Prairie View A&M	7. Villanova	8. Texas A&M	9. Arkansas AM&N	10. Oregon.□	

BREAKTHROUGH! An All-Weather Track Within Reach of All Schools and Colleges



Medalist tracks offer all the benefits coaches, athletic directors and administrators look for in a permanent, high performance track... including long strides toward lower cost.

HIGH PERFORMANCE

Spikes come out clean — no drag, no cling. Medalist tracks feature a full 1½ inch rubberized asphalt surface course that's custom-engineered to provide resiliency and flexibility the year 'round.

MAINTENANCE-FREE

Because of special self-healing properties, Medalist tracks actually thrive on continuous useage. No worry about excessive spike wear or abrasion. Through the years, you can expect a Medalist track to more than pay for itself from savings on maintenance and conditioning costs.

ALL-WEATHER

Medalist tracks are custom-designed to your soil, site and climate to provide sure-footed, all-weather running conditions. The moisture-shedding surface allows safe running — even in the rain.



MEDALIST
HIGH PERFORMANCE... MAINTENANCE-FREE
... ALL-WEATHER RUNNING TRACKS

Medalist tracks are a product of Atlos Rubber Co. Inc. . . . 30-year leader in rubber processing and compounding. . . .

Would you like a complete run-down on Medalist Tracks?

Just fill in and mail this coupon . . . and we'll rush a Medalist brochure by return mail!

Name _____

Title _____

School _____

Address _____

City _____ State _____ Phone _____

Atlos Rubber Co., Inc., 1533 Fishburn Ave., Los Angeles, California 90063 • (213) 263-7431




Ron Jourdan's gaze reflects intense concentration as he attacks the bar. /Chadez/



An explosive long jump turns Joe Silva taut and tense. /Kevin Berry/



Squinting, gasping Brian McElroy radiates exhaustion. /Rich Clarkson/



Set to erupt is tight-lipped Don Albritton's pent-up energy. /Don Wilkinson/

Guide to Annual Stats

Track & Field News' 1971 January annual edition covering the 1970 track and field season is basically divided into sections covering male athletes of the year, records, rankings and statistics, high school marks and current news. As well, there is either increased or inaugurated coverage--however brief--on walking, long distance running, seniors and women.

The bulk of the issue is organized by men's events--with all the US and world information falling in line, including the event analysis, the World Ranking, the world list, and the remaining US leaders. Hopefully, this will provide an easy-to-find, easy-to-read summary of each event's final developments. Basically, the world lists go 50-deep. Americans making the world compilation are designated by an asterisk (*), then the remaining US athletes needed to fill out a 50-deep national list are listed below. In lesser-contested events, the lists are shorter. Only US citizens (those eligible for US international teams) qualify for the national list, though non-Americans living in this country have their adopted US affiliation indicated if they qualify for the world section.

The statistical information all conforms to T&FN's statistical rules:

● **Listings:** Individual entries include seasonal best mark for an athlete, athlete's name, nation and/or team as well as, for all but high schoolers, site of performance, qualifying code when needed, place in competition and the date. If the athlete ties his best during the year, the earliest is listed (exception: winning times take precedence over non-winning). Marks naturally progress from best to worst on the lists. In cases of ties, listings are alphabetical, not chronological, in order.

● **Categories:** The basic list for each event includes only marks have been fully verified for accuracy and wind information. "Incomplete Wind Info" takes in marks for which no wind report was received or reports conflicted. "Wind-aided" has only those marks that have been verified as windy (over 4.473 miles per hour/2.00 meters per second) and which exceed "NWI" or legal bests. "Questionable" performances lack documentation but there is still sufficient reason to believe they could be legitimate. Obvious phonies are thrown out. In all cases involving cases of wind-aided marks, only superior windy efforts to regular marks are listed per athlete.

● **Timing:** For the first time since beginning to carry the US list as a supplement to the world, we have combined yard and metric marks into single metric listings with yard performances converted in four events where the slight distance between the two still permits an easy conversion: 200-meters (with 220-yards), 400-meters (440-yards), 800-meters (880-yards) and 400-meter hurdles (440-yard hurdles) using conversions of .1,

Four young American distance runners (r-l)--Frank Shorter, Howell Michael, Steve Prefontaine and Rick Riley--workout with French distance immortal Michel Jazy (l) in a Paris park prior to the US-France meet. /L'Equipe-Athletisme/



Bible of the Sport

With a Lot of Help from Our Friends

Track & Field News receives special assistance from a number of non-office staff members on this annual edition.

Most notable, of course, are the combined efforts of Drs. R. L. Quercetani and D. H. Potts to produce, for the 24th year, Track & Field News' authoritative and renowned World Ranking. Quercetani, the magazine's European editor, and Potts, associate editor emeritus, used their established formula to come up with the 10 top athletes per event. Weighed are an individual's (1) honors won; (2) win-loss record; and (3) sequence of marks. Rankings aren't necessarily a duplication of world lists (where the year's best performance is the only consideration), nor are they an opinion on how the leaders might place in an idealized competition. Depending on importance, not every mark of an athlete is listed in his series of competitive efforts for 1970. The athlete's best mark of the year is bold faced in type.

Much of the statistical material which appears in these pages has been verified for T&FN by a dedicated crew of tested track nuts. As well, during the year we are most grateful for the increased support of many coaches, newspaper writers, sport publicity directors, athletes, correspondents and fans who are providing more and better information. We heartily thank them for their efforts. Particular thanks should go to those statistical experts whose proof-reading of the lists may have prevented serious errors from creeping into this issue. These sharp aids include Paul Adams, Stan Eales, Fred Emde, Jim Gaines, Tom Gleason, George Grenier, Bob Hersh, Tom Jennings, Don Kopriya, Don Potts and John Wenos.

Last year, we began carrying a world ranking for the marathon as compiled by Roger Gynn--who once again has contributed this information. This year, we are adding rankings for the 20-kilo and 50-kilo walks, as prepared by Bob Bowman, Jack Mortland and Colin Young. Gynn and Joe Henderson are responsible for the marathon lists and Bowman for the walk lists.

Discus, hammer, javelin--measurement in full inches or even centimeters is required but may be listed in half-inches when converted from meters to the English system.

● **Types of competition:** All performances must occur in authorized meets. Special cases--an athlete may be disqualified (disq), yet if his infraction in no way improved his performance we regard the mark as legitimate (his actual place is listed and specially designated but those behind him move up a notch); exhibition (ex)=an event with less than three entrants; guest (g)=an athlete entered as a non-scorer; special (sp)=an event not normally part of the meet where it occurs. The largest division of a meet usually isn't designated but all others are: o=open; u=university; c=college; jc=junior college; hs=high school; B=a second race in the same meet, especially in Europe; dec=dec: The various rounds are indicated: h=heat or first round; qf=quarter-final; s=semi-final; q=qualifying mark that doesn't count in final placings; r=final race run in sections (sectional placing, not overall, is listed); * =scholastically ineligible by local but not by T&FN national rules.

● **Other abbreviations:** n=non-winning time; °=time recorded enroute to a longer distance; w=wind-aided; i=incomplete wind information; t=tie; tr=walking race on the track rather than the roads; y=yard or mile time not converted; m=metric time; dnf=did not finish; nh=no height; inj=injured.

● **Seasonal limits:** The US and world lists cover the calendar year 1970. The high school year runs from Sept. 1, 1969 to Aug. 31, 1970.

● **Affiliations:** A single athlete may affiliate with a college and a club or a military team and a club. The primary one takes precedence--school in the case of the student and military in the case of servicemen. The affiliation listed is the one he had when he set his mark. Graduating high school and college seniors normally move into a new category on Sept. 1. They are unattached or newly-affiliated after that date.

"SAF-TEE PIT"



*Shouldn't you consider it
for your team?*

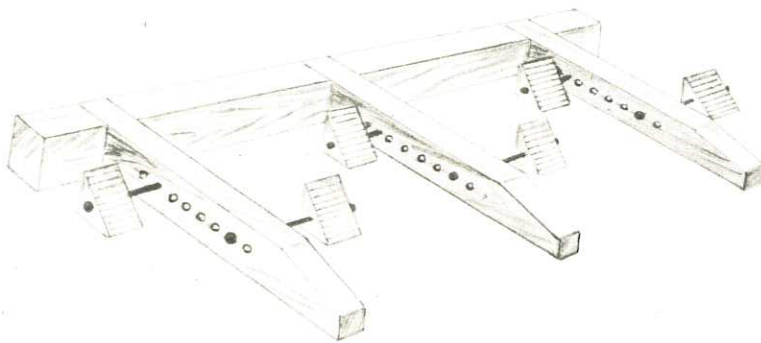
School after School has been specifying SAF-TEE PIT. It's only natural. SAF-TEE has what it takes to build Champions.

NOTE: A 10% Discount will be in effect till March 1st, 1971. Ad must be enclosed with order.

Send for free catalogue.

SAF-TEE SPORT EQUIPMENT CORP.
451-61 11th Street
Hoboken, N.J. 07030

Saf-Tee Portable Indoor Starting Block




- The only 3 across block
 - No slipping or sliding
 - Sprinters train early
 - Use in gym or hallway
 - Regulation size
- Available 2 or 4 across

Send catalogue

To: _____

Aluminum Spill-Proof Rocker Hurdle



STREAMLINED



CARE FREE



LIFETIME

Our Rocker Hurdle, Model CAH, was selected for most all the NCAA and AAU Championships from 1961 to 1970. Be years ahead with the Nation's Modern Championship Hurdle.

Write for exciting new firsts in Astro Landing Pits, Fiber-glass Poles, Crossbars, etc.

ALUMINUM ATHLETIC EQUIPMENT COMPANY
P.O. BOX 145 WYNNEWOOD, PA. 19096

USA Indoor Track & Field Championships

Men and Women
MADISON SQUARE GARDEN, NEW YORK
Friday, February 26, 1971

13 events for men and 11 events for women

For information write A.A.U. of U.S.

Room 1600, 444 Madison Avenue,
New York, New York 10022



Ted Williams Camp

TRACK & FIELD CLINIC

Boys 12-18

August 22 to September 9

Director: DING DUSSAULT, track coach, Tufts University
Ding has coached touring American Track Teams in Europe and accompanied the U.S. Track Team to Tokyo during the 1964 Olympics. World famous Olympians JOHN THOMAS & BOB BACKUS in person. Latest coaching techniques employed. Featuring Special Cross Country Program. Specialized weight training program with Discus, Shot Put, High Jump, Long Jump, Triple Jump. Also High & Low Hurdles, Middle distances and Long Distances.

Other programs available at the camp include BASEBALL, BASKETBALL AND UMPIRE SCHOOL.

Write B. J. Cassidy, Dept TF, Lakeville, Mass. 02346

The year 1970 was one of surprises in track and field. Significant happenings both in the US and abroad gave portents of the future as favorites were toppled and overshadowed by exciting newcomers.

As evidenced by the chart to the right, there were a sizable number of records altered during the season. And while no record is truly predictable, some were much more surprising than others.

World record equalers Willie McGee and Thomas Hill got their marks "out of the blue". McGee had run 9.3 for the 100 in 1969 but only 9.4 this season when he suddenly zapped his 9.1 at the SWAC meet. Hill was a 13.6 hurdler prior to the USTFF but by the time he was finished there he had run a windy 13.1 (the fastest hurdle time ever) and the 13.2 record equaler.

But just as all world records were not surprises, all surprises were not world records.

The US tour of Europe, considered by many as a failure, was actually a good tour, perhaps even a great one, as athletes from both sides of the field realized individual results thought to be beyond their capacity.

In France, it was the intermediate hurdles, as the neophyte Jean-Claude Nallet's 48.6 took the measure of highly favored Ralph Mann. In West Germany, 28-year-old ex-sprinter Josef Schwarz matched the "low-altitude" long jump mark of 27'4 3/4" to head the field events. On the track, Mark Winzenried's gutty pace-setting contributed to the fastest non-Olympic 800 ever, as Ken Swenson set an American mark of 1:44.8 and Walter Adams matched the continental standard of 1:44.9.

The Soviet dual belonged to Frank Shorter. Annihilating the remainder of the field, he recorded 28:22.8, second-best time ever by an American. Indicative of these changing times, 1970 marks the first year since 1949 that the Soviets have not had a man ranked in that event.

The Commonwealth Games were the finest yet. Action on the track was superb and field event marks reached good international standards. The 5000-meters produced probably the top race ever at that distance, as second through sixth placers recorded best-ever non-winning times. Emerging top in that titanic struggle was Ian Stewart in a European record 13:22.8. Ron Clarke was thwarted in his last attempt prior to his retirement for a major gold medal, as "unknown" Scotsman Lachie Stewart buried him with his last-lap kick in the 10,000.

The European season climaxed in late summer with the European Cup, as East Germany handed the Soviet Union its first defeat in this team-oriented affair. The East Germans were led by their field eventers, as Wolfgang Nordwig vaulted 17'6 3/4", Hartmut Briesenick heaved the shot 67'5", and Jorg Drehmel upset Viktor Saneyev in the triple jump with a 56'2 1/2" bound. Soviet Yevgeniy Arzhanov confirmed his brilliance in the two-lap event with a convincing 1:47.8 win.

The US was only minimally represented at the Student Games, as they came so late in the year. Nordwig utilized the occasion to set his second vault record of the year, with a 17'11" clearance, taking the measure of eventual 18-footer Chris Papanicolaou in the process. The triple jump was highly competitive, as 10 men bettered 53-feet, with Saneyev popping a mighty 56'6" topper, avenging his earlier defeat to Drehmel.

It was also a highly significant year away from the actual field of battle. Greater realization of the rights of athletes as human beings became evident. No longer type-cast in the mold of "crew-cut jock" the track athlete was more able, if he so desired, to express himself as he chose in both attire and action. Beads and headbands became a common sight on the track as well as off. As everywhere, longer hair was much more apparent--and more tolerated. A meaningful US AAU convention took a look at the present definition of amateurism and at athlete-official relations. Representative of increasing contact were the new uniforms provided for international squads this year. Following squabbles in 1969, the AAU symbol on the jersey was replaced with the simple letters USA.

Yes, 1970 was a surprising year, but then isn't every year surprising in our sport?

The following is a chronological listing of all world and American records broken or equaled during 1970. "=" equals record; * = not officially accepted event; † = unacceptable as record due to non-membership in IAAF.

WORLD:			
George Frenn (US/P Coast)	71'3"/35lbWt*	Long Beach, Calif	1/30
Hal Connolly (US/Striders)	72'2 1/2"/35lbWt*	Long Beach, Calif	2/20
Texas A&M (US)	1:22.1/800mR-880yR=	Austin, Tex	4/ 3
Texas A&M (US)	1:22.1/800mR-880yR=	Des Moines, Iowa	4/24
Texas A&M (US)	1:21.7/800mR-880yR	Des Moines, Iowa	4/24
Willie McGee (US/Alcorn A&M)	9.1/100y	Houston, Tex	5/ 8
Thomas Hill (US/Ark St U)	13.2/120yHH=	Wichita, Kans	6/13
Wolfgang Nordwig (EG)	17'10 1/2"/PV	Berlin, E Germany	6/17
Ralph Mann (US/BYU)	48.8/440yH	Des Moines, Iowa	6/20
Kerry O'Brien (Aus)	8:22.0/3000mSteeple	Berlin, W Germany	7/ 4
Wolfgang Nordwig (EG)	17'11"/PV	Turin, Italy	9/ 3
Jim Alder (GB)	1:31:30.4/30,000m	London, Eng	9/ 5
Kenya	7:11.6/2MileRelay	London, Eng	9/ 5
Jerome Drayton (Can)	46:37.8/10-miles	Toronto, Ont	9/ 6
Chris Papanicolaou (Gr)	18 1/4"/PV	Athens, Greece	10/24
Ni Chih-chin (China)	7'6 1/2"/HJ†	Changsha, China	11/ 8
AMERICAN (not included above):			
Mark Murro (Ariz St)	300'0"/JT	Tempe, Ariz	3/27
Eamon O'Reilly (Athens)	2:11:12/Marathon*	Boston, Mass	4/20
Kansas State	7:16.4/3200mR-2MileR	Des Moines, Iowa	4/24
Ralph Mann (BYU)	49.4/440yH	Des Moines, Iowa	4/24
Ralph Mann (BYU)	48.8y/400mIH=	Des Moines, Iowa	6/20
Tom Von Ruden (P Coast)	2:06.2/1000y	South Lake Tahoe	7/ 9
Ken Swenson (Kans St)	1:44.8/800m	Stuttgart, WG	7/16
Tom Von Ruden (P Coast)	2:19.0/1000m	South Lake Tahoe	7/18

100 YARDS-100 METERS

Carlos Untouchable Until Injury

Save for one race, John Carlos was unbeatable over 100-yards and 100-meters. In that one race, the AAU final, he pulled up and jogged across the finish--for the last time, it turned out, as he signed a pro football contract soon after. But before Bakersfield he was untouchable and so repeats as number one. Second place was a toughie and finally went to Valeriy Borzov, whose marks may not look like much but who won the biggies when he had to, including the US match. He lost just once in his infrequent appearances, that being in the Soviet championships. Ben Vaughan was a consistently solid performer throughout the long season and might have ranked second but for his occasional losses to lesser men. Evergreen Charles Greene was just as solid, had no real bad races and it always took some running to beat him. He lost only to the two Americans ranked above him, plus once to Jean-Louis Ravelomanantsoa. Central American winner Pablo Montes had a spread-out season and, again, just one race kept him from higher rating (a poor showing in the Universiade). But that was his only bad race in an otherwise excellent season. Eddie Hart started out as only the number two man on California's team but he came on strong to win the NCAA and to perform well in Europe, including a big win at Cologne. The next two were somewhat difficult to sort, but Siegfried Schenke, East German champion and Universiade winner, finally gets seventh over Pole Zenon Nowosz, the European Cup victor. As usual, the latter spots were hard to fill. They finally went to Ivory Crockett and Hermes Ramirez. Crockett, plagued by injuries much of the year, repeated as US champion in a brilliant race, while his European showings were of much less quality. Ramirez was a generally solid second behind Cuban teammate Montes. Notable among other non-placed contenders were Commonwealth champ Don Quarrie of Jamaica and Frenchman Alain Sarteur, upset winner in the US dual. But these two, like Crockett, had little to go with their one big win each.

1. JOHN CARLOS (US/Seamans)

9.4y	(1)	San Jose	3/ 7
9.3yw	(1)	San Jose	4/ 4
9.3y	(1)	Kansas Rlys	4/18
9.2y	(1)	Penn Rlys	4/25
10.1w	(1)	King Gms	5/16
10.0w	(1)	California Rlys	5/23
9.4y	(1)	Kennedy Gms	5/30
9.5y	(1)	Compton Inv	6/ 6
9.4y	(1)	Rose Fest	6/13
9.3y	(1)	Orange Inv	6/20
—	(9)	AAU (injured)	6/26

2. VALERIY BORZOV (Soviet Union)

10.4	(1)	Kiev	6/28
10.4	(1)	v US	7/23
10.3	(1)	EC sf (Zurich)	8/ 1
10.5	(2)	SU Ch	9/11
10.3	(1)	v Poland, EG	9/26
3. BEN VAUGHAN (US/US Army)			
9.3y	(2)	Orange Bowl	1/ 1
9.4y	(1)	Florida Rlys	3/27
9.3y	(1)	San Jose	5/ 2
10.3w	(3)	King Gms	5/16
10.2w	(2)	California Rlys	5/23



Soviet Valeriy Borzov (l) smiles after sprinting to victory over Americans Ben Vaughan (c) and Ivory Crockett (r) in the US-USSR match. This victory was one of Borzov's biggest and helped rank him second for 1970. Vaughan rated one place behind with US champ Crockett ninth. /Zigurd Mezavilks, Sports, USSR/

9.5y	(2)	Kennedy Gms	5/30	10.2	(1)	Louvain	7/12
10.1	(1)	CISM	6/13	10.2	(1)	Innsbruck	7/14
9.3y	(2)	AAU	6/26	10.2	(1)	Mainz	7/19
10.5	(2)	v France	7/ 8	10.2	(1)	Maastrich	7/22
10.0w	(1)	v WG	7/15	5. PABLO MONTES (Cuba)			
10.5	(2)	v SU	7/23	10.4	(2)	Havana	1/ 9
10.3	(1)	Stockholm	7/29	10.2	(1)	Havana	1/24
10.4	(1)	Bissett Gms	8/ 5	9.9w	s(1)	Cent Amer Ch	3/ 1
10.3	(2)	Cologne	8/11	10.2	(1)	Cent Amer Ch	3/ 2
10.2	(1)	Blankenberge	8/15	10.6	(6)	Universiade	9/ 4
10.4	(1)	Malmö	8/19	10.1	(1)	Rumanian Intl	9/12
4. CHARLES GREENE (US/US Army)				10.2	(1)	Barcelona	9/26
10.2	(1)	Geelong	3/10	10.2	(1)	Havana	10/31
10.3	(1)	Melbourne	3/12	10.4	(1)	Havana	11/ 5
9.6y	(3)	Penn Rlys	4/25	6. EDDIE HART (US/California)			
10.4	(1)	Poli Mem	5/ 7	9.4y	(3)	Berkeley	3/14
10.2w	(2)	King Gms	5/16	9.4y	(2)	W Los Angeles	4/25
10.1	(2)	CISM	6/13	9.3y	h(1)	Pac-8	5/15
9.3y	(3)	AAU	6/26	9.4y	(1)	Pac-8	5/16
10.3	(1)	Milan	7/ 1	9.5y	(3)	Kennedy Gms	5/30
10.1w	(1)	Rotterdam	7/ 5	9.4y	(1)	NCAA	6/19
10.2	(1)	Eschweiler	7/10	9.3y	(4)	AAU	6/26

10.3	(2)	Stockholm	7/29	10.4	(2)	v Poland, SU	9/26	10.3	(1)	Polish Ch	8/ 6	9.6y	h(5)	NCAA	6/18
10.4	(2)	Bislett Gms	8/ 5	10.8	h(4)	Havana	10/31	10.4	(1)	European Cup	8/29	9.3y	(1)	AAU	6/26
10.2	(1)	Cologne	8/11	8. ZENON NOWOSZ (Poland)				10.6	(4)	Universiade	9/ 4	10.6	(4)	v France	7/ 8
7. SIEGFRIED SCHENKE (East Germany)				10.7	(4)	Barcelona	6/ 3	9.5y	(1)	Carbondale	4/11	10.5	(2)	v West Germany	7/15
10.4	(1)	Erfurt	5/18	10.3	(1)	v Bulgaria	6/13	9.4yw	(1)	Ames	5/ 9	10.5	(3)	v Soviet Union	7/23
10.3	(1)	Berlin	5/28	10.2	(1)	Kusocinski Mem	6/19	9.3yw	(1)	Charleston	5/23	10.4	(3)	Havana	1/ 9
10.1	(1)	EG Ch	7/ 3	10.4	(1)	v Hungary, Czech	6/27	9.6y	(4)	Cent Collegiates	6/ 5	10.1	(1)	Havana	1/16
10.5	(1)	v Great Britain	7/11	10.5	(3)	Milan	7/ 1	9.3yw	h(1)	USTFF	6/13	10.2	(2)	Cent Amer Ch	3/ 2
10.3	(2)	EC sf (Helsinki)	8/ 1	10.6	(1)	v Sweden	7/25	9.2y	s(2)	USTFF	6/13	10.4	(2)	Havana	10/31
10.5	(2)	European Cup	8/29	10.4	(3)	Stockholm	7/29	9.3yw	(3)	USTFF	6/13	10.6	(3)	Havana	11/ 5
10.5	(1)	Universiade	9/ 4	10.2	(1)	EC sf (Helsinki)	8/ 1								

World List

100 YARDS

9.1s	*Willie McGee (US/Alcorn A&M) Houtn (1)5/ 8
9.2	*John Carlos (US/Seamans) Philadelphia (1)4/25
9.2s	*Ivory Crockett (US/Sn III) Wichita (2)6/13
9.2	*Mel Gray (US/Mo) Des Moines, Ia (1)4/24
9.2s	*Jim Green (US/Ky) Wichita, Kans (1)6/13
9.2	*Earl Harris (US/Okla St) Baton Rouge (1)5/ 9
9.2s	*Doug Hawken (US/Ariz St) Wichita (4)6/13
9.2	*Harrington Jackson (US/EI Paso) E Paso (1)3/28
9.2h	*Robert Taylor (US/Tex Sn) Houston (1)5/ 8
9.3	*Tim Beamer (US/JC Smith) Petersburg (1)5/ 9
9.3h	*Robert Bradley (US/McMurry) Pnview (1)4/24
9.3	*Kirk Clayton (US/S Jose St) Berkeley (1)3/14
9.3	*Isaac Curtis (US/Cal) Berkeley, Calif (2)3/14
9.3	*Warren Edmonson (US/Merritt JC) Cptd (1)2/21
9.3	*Charles Greene (US/Ft Lee) Bakersfield (3)6/26
9.3h	*Eddie Hart (US/Cal) W Los Angeles (1)5/15
9.3s	*Michael Lindon (US/P View) Houston (2)5/ 8
9.3s	*Willie Polk (US/Tex Sn) Houston, Tex (3)5/ 8
9.3	*Gerald Tinker (US/Memp St) Miami (1)1/ 1
9.3	*Ben Vaughan (US/Ft Mac) San Jose (1)5/ 2
9.3	*Rockie Woods (US/Tex A&M) CollStn (1)4/18
9.4	*Herb Brown (US/Tahoe C) S L Tahoe (1)5/23
9.4	*Al Coffee (US/LSU) Baton Rouge, La (1)3/28
9.4	*Willie Deckard (US/LACC) Orange, Cal (2)6/20
9.4	Gary Eddy (Aus) Melbourne, Aus (1)1/24
9.4	*Royce Ford (US/Merritt JC) Cupertino (2)2/21
9.4	Mike Fray (Jam/EI Paso) El Paso, Tex (2)3/28
9.4h	*Paul Gibson (US/EI Paso) S Lake City (1)5/15
9.4	*Clyde Glosson (US/EI Paso) S Lk City (2)5/16
9.4s	*Mike Goodrich (US/Ind) Lexington, Ky (1)4/ 4
9.4	*Willie Harrison (US/Odessa JC) Ft Wrth (1)2/28
9.4	*Albert Hearvey (US/Ore) Fresno, Cal (1)3/21
9.4	*Thomas Hill (US/Ark St U) Abilene (1)5/ 9
9.4h	*John Holbrook (US/Ariz St) S Lk City (3)5/15
9.4	*Andy Hopkins (US/SF Aust St) Alpine (2)5/ 9
9.4	*Fred Kuller (US/Strid) Fullerton, Calif (1)4/ 4
9.4	*Sylvester McKinney (US/NE La St) Mnr (1)5/ 2
9.4	*Del Meriwether (US/Balt OC) Baltimore (1)7/26
9.4	*Marvin Mills (US/Tex A&M) Coll Stat (2)4/18
9.4s	*Marcus Mitchell (US/Sn U) Houston (n)5/ 8
9.4	*Leonard Peevy (US/Weber St) Logan (1)4/ 4
9.4	*Gene Pouncy (US/Tex HS) Dallas, Tex (1)3/14
9.4	*Robert Riefer (US/UC Davis) S L Tah (1)5/23
9.4	*Ed Roberts (Trin/Spts Intl) Washington (1)6/27
9.4	*Reggie Robinson (US/UCLA) W L Ang (1)4/25
9.4h	*Chuck Smith (US/Oxy) Bakersfield (3)6/26
9.4	*James Stewart (US/N Car Cent) Drham (1)5/12
9.4	*Eugene Thomas (US/En Mich) Billings (2)6/ 5

9.4s	*Willie Turner (US/Ore St) Des Moines (2)6/19
9.4h	*Herb Washington (US/Mich St) Blmgtn (1)6/ 5
9.4	*Ronnie Welch (US/UCLA) W L Angeles (3)4/25
Wind-aided:	
9.1h	*Mel Gray (US/Mo) Lawrence, Kans (1)5/15
9.1	*Jim Green (US/Ky) Wichita, Kans (1)6/13
9.1	*Robert Taylor (US/Tex Sn) Houston (2)5/ 9
9.2	*Kirk Clayton (US/S Jose St) San Jose (1)4/18
9.2s	*Robert Dudley (US/Quantic) Wichita (3)6/13
9.2	*Jesse Johnson (US/NM) Albuquerque (1)4/11
9.2s	*Mickey Mathews (US/Kans) Wichita (2)6/13
9.2	*Ray Robinson (US/Fla HS) Sacramento (1)6/20
9.2	Gary Symonds (Ber/W Tex St) Canyon (1)4/18
9.2s	*Herb Washington (US/Mich St) Wichita (1)6/13
9.3	*Preston Carrington (US/Wich St) Wich (2)4/11
9.3	*James Carter (US/Kans HS) Wichita (1)5/15
9.3h	*Willie Harrison (US/Odessa JC) Hobbs (1)4/17
9.3	*Albert Hughes (Wich St) Wichita, Kans (1)4/11
9.3	*Glen Love (US/Mo HS) Sacramento (2)6/20
9.3	*Vince Ludd (US/En NM) Albuquerque (2)4/11
9.3	*Jack Phillips (US/Gramb) Houston (4)5/ 9
9.3	*Harold Porter (US/La HS) Shreveport (1)5/ 8
9.3h	Don Quarrie (Jam/Nebr) Lawrence (3)5/15
9.3s	*Zach Rodgers (Norfolk St) Quantico (1)5/ 2
9.3	*Willie Turner (US/Ore St) Santa Maria (1)3/24
Questionable:	
9.4	*Jackie Anderson (NE Okla St)
9.4	*Wilson Haynes (Paul Quinn)
9.4	*Bernard Savage (W Va St)

100 METERS

10.0	Gert Metz (WG) Burg Gretesch, WG (1)9/ 6
10.1	Norman Chihota (Tanz) Arusha (1)5/24
10.1	Klaus Ehl (WG) Burg Gretesch, WG (4)9/ 6
10.1	*Charles Greene (US/Ft Lee) Viareggio (2)6/13
10.1	Franz-Peter Hofmeister (WG) B Gretech (2)9/ 6
10.1	Manfred Knickenberg (WG) B Gretesch (3)9/ 6
10.1	Pablo Montes (Cuba) Bucharest (1)9/12
10.1	Hermes Ramirez (Cuba) Havana (1)1/16
10.1	Siegfried Schenke (EG) Erfurt, EG (1)7/ 3
10.1	*Ben Vaughan (US/US Army) Viareggio (1)6/13
10.2	Fernando Acevedo (Peru) Maracaibo (1)
10.2	Roger Bambuck (Fr) Herouville, Fr (1)9/ 5
10.2	Barbaro Bandomo (Cuba) Bucharest (2)9/12
10.2	*Kirk Clayton (US/S Jose St) Walnut (1)4/25
10.2	Philippe Clerc (Switz) Zurich, Switz (1)7/ 3
10.2	Tibor Farkas (Hun) Budapest, Hun (1)5/ 9
10.2	*Eddie Hart (US/Cal) Cologne, WG (1)8/11
10.2dec	*Russ Hodge (US/Strid) Glendale, Calif (1)12/11
10.2	Ivica Karasi (Yug) Bucharest (1)8/14
10.2	Manfred Letzelter (WG) Burg Gretesch (5)9/ 6
10.2	Artwell Mandaza (Rhod) Welkom, Rho (1)5/ 2
10.2	Jose Triana Matamoros (Cuba) Buchrst (3)9/12

10.2	Gunther Nickel (WG) Bad Honnef, WG (1)5/10
10.2	Zenon Nowosz (Pol) Warsaw, Pol (1)6/19
10.2	Vassilios Papegeorgopoulos (Gr) Athens (1)8/ 1
10.2	Ennio Preatoni (It) Madrid, Sp (1)5/30
10.2	Fabrizio Pusterla (Switz) Zurich (1)7/ 3
10.2	Vladislav Sapeya (SU) Moscow, SU (1)8/20
10.2	*Clarence Ray (US/Det Cent TC) Windsr (1)7/10
10.2	Alain Sarteur (Fr) Bucharest, Rum (4)9/12
10.2	*Willie Turner (US/Ore St) Moscow, SU (1)7/26
10.2	Aleksandr Zhidkikh (SU) Minsk, SU (1)8/20
Wind-aided:	
9.9s	Artwell Mandaza (Rhod) Welkom (1)5/ 2
9.9s	Pablo Montes (Cuba) Panama City, Pan (1)3/ 1
10.0	*John Carlos (US/Seamans) Modesto, Ca (1)5/23
10.0	Hugo Fernandes Mendes (Sur) Willmstd (1)8/
10.0	*Ben Vaughan (US/US Army) Stuttgart (1)7/15
10.1	Hans-Jurgen Bombach (EG) Berlin, EG (1)5/ 7
10.1	Eckhart Brieger (WG) Gelnhausen (1)9/ 5
10.1	*Ivory Crockett (US/Sn III) Stuttgart (2)7/15
10.1	William Dralu (Uganda) Kampala, Ug (1)5/16
10.1h	Gary Eddy (Aus) Melbourne, Aus (1)1/26
10.1	Gerard Fenouil (Fr) Font Romeu (1)8/ 9
10.1	Andre Van Heerden (S Afr) Johnsburg (1)3/21
10.1	Greg Lewis (Aus) Melbourne, Aus (1)1/26
10.1	Romain Roels (Belg) Courtrai (1)5/17

US Additions

10.3	Willie Deckard (LACC) Warsaw, Pol (1)9/ 3
10.3	Edesel Garrison (Sn Cal) Walnut, Calif (1)6/12
10.3	Fred Kuller (Strid) Walnut, Calif (3)4/25
10.3	Tom Randolph (Phil PC) Windsor, Ont (3)7/10
10.3	Robert Taylor (Tex Sn) Moscow, SU (2)7/26
10.4dec	Jeff Bannister (unat) S Lake Tahoe, Cal (1)6/24
10.4dec	Jeff Bennett (Okla Christ) Lawrence (1)4/17
10.4	Jesse Johnson (NM) Walnut, Calif (4)4/25
10.4	Mickey Mathews (Kans) Maracaibo (1)8/ 3
10.4h	Willie Polk (Tex Sn) Turin, Italy (2)9/ 2
10.4	Ben Rico (Mt SAC) Walnut, Calif (2)6/12
Wind-aided:	
10.2h	Doug Hawken (Ariz St) Modesto, Calif (1)5/23
10.2	Robert Taylor (Tex Sn) Stuttgart, WG (3)7/15
10.3h	Norbert Payton (Wash St) Modesto (2)5/23
10.4	Bill Hurd (Phil PC) Villanova, Pa (6)5/16
10.4	Don Martin (Yale) Villanova, Pa (4)5/16
10.4	Condie Pugh (Norfolk St) Villanova (5)5/16
10.4	Reggie Robinson (UCLA) Modesto (6)5/23
10.4h	Chuck Smith (Oxy) Modesto, Calif (2)5/23
10.4h	Bobby Turner (Cal Poly/SLO) Modesto (4)5/23
10.4	Ronnie Welch (UCLA) Modesto, Calif (5)5/23
Incomplete wind info:	
10.4s	Jim Green (Ky) Turin, Italy (1)9/ 3

200 METERS-220 YARDS

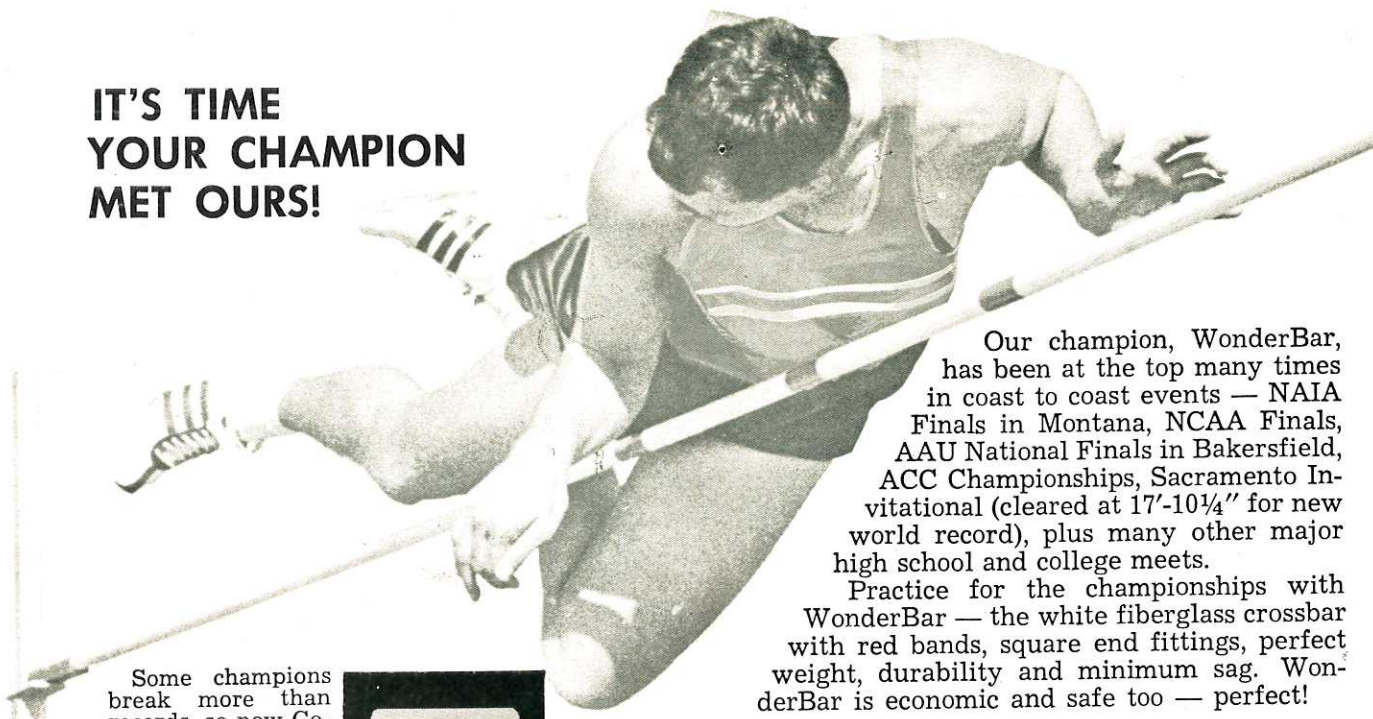
Carlos Murdered Everyone

John Carlos may have had a tight race or two in the 100 but in this event he simply murdered the opposition. He compiled his second consecutive undefeated season and now must be rated with Tommie Smith and Henry Carr in any all-time ranking. Willie Turner was an easy pick for second. He occasionally lost to other men but he more than squared accounts in subsequent races. And he showed his stuff with an excellent European tour. Just as in the 100, Ben Vaughan picks up third. He won the CISM and AAU titles - just edging Turner in the latter - and then ran able supporting seconds to Turner in Europe. Don Quarrie placed only fourth in the Big-8 conference race but turned on in Europe and capped his year with a fine set of marks and the

Commonwealth gold medal. Veteran Ed Roberts, ranked in this event since 1964, when he was third in the Tokyo Olympics, had a long and consistent year, including the silver medal at the Commonwealth. Plus, he lost only to those ranked ahead of him, and defeated Vaughan at Cologne. The order of the second five was no snap matter. Mel Gray, who usually fit the furlong in with several other events in many meets but who pressed Turner in the NCAA, was finally given sixth. To pick the number one European was not easy since most of the top men took turns beating each other. Seventh was finally awarded to British champ and Universiade winner Martin Reynolds. Eighth went to Siegfried Schenke who captured the European Cup title to go with the East German championship. Central American champ Pablo Montes captured one international meet in Europe and was given ninth. The final spot was awarded to Frenchman Gerard Fenouil, who looked to be the best in Europe until his poor showing in the Cup final. West German Joachim Eigenherr rates mention as a close 11th.

1. JOHN CARLOS (US/Seamans)	20.7yw (1) Eugene 5/ 2	21.2y (4) Kennedy Gms 5/30	20.9 (1) Jam Ch 6/ 6
20.8yw (1) San Jose 3/ 7	20.4y (1) Pac-8 5/16	20.6 (1) CISM 6/14	20.8 (1) Stockholm 7/ 2
20.3y (1) Melbourne 3/17	20.7y (2) California Rlys 5/23	20.8y (1) AAU 6/27	20.4w (1) W Berlin 7/ 4
20.8yw (1) San Jose 4/ 4	21.1y (3) Kennedy Gms 5/30	20.7w (2) v France 7/ 9	20.4w q(1) Commonwealth G 7/21
20.3y (1) San Jose 5/ 2	20.8y (2) Rose Fest 6/13	20.4 (2) v W Germany 7/16	20.5 (1) Commonwealth G 7/22
20.4 (1) King Gms 5/16	20.6y (1) NCAA 6/20	20.9 (2) v Soviet Union 7/24	20.7 (1) Stockholm 7/29
20.6y (1) California Rlys 5/23	20.9y (2) AAU 6/27	21.0 (1) Bislett Gms 8/ 6	5. EDWIN ROBERTS (Trinidad/Spts Intl)
20.4y (1) Kennedy Gms 5/30	20.6w (1) v France 7/ 9	20.9 (2) Cologne 8/11	20.8y (1) Dogwood Rlys 4/18
20.8y (1) Compton Inv 6/ 6	20.3 (1) v W Germany 7/16	20.8 (1) Blankenberge 8/15	21.0 (1) Zauli Mem 5/16
20.4y (1) Rose Fest 6/13	20.8 (1) v Soviet Union 7/24	20.9 (1) Norrkoping 8/17	20.9y (2) Orange Inv 6/20
20.4y (1) Orange Inv 6/20	20.3 (1) Moscow 7/26	20.7 (1) Malmö 8/19	21.0y (1) Washington 6/27
2. WILLIE TURNER (US/Oregon State)	3. BEN VAUGHAN (US/US Army)	4. DON QUARRIE (Jamaica/Nebraska)	20.6 (1) Consolini Mem 7/ 1
22.3y (2) Corvallis 4/18	20.6y (2) Orange Bowl 1/ 1	20.8y h(2) Big 8 5/15	20.5 (1) Zurich 7/ 3
20.9y (1) Los Angeles 4/24	20.9 (5) King Gms 5/16	21.1y (4) Big 8 5/16	20.8 (1) Innsbruck 7/14

**IT'S TIME
YOUR CHAMPION
MET OURS!**



Some champions break more than records, so now Columbia Products Company makes a 12" solid fiberglass repair plug for the WonderBar. All you do is cut the break out, ream the edges of the paper core, insert the plug and push the bar back together. Tape it too, if you wish, and then turn loose your champion again!



Our champion, WonderBar, has been at the top many times in coast to coast events — NAAI Finals in Montana, NCAA Finals, AAU National Finals in Bakersfield, ACC Championships, Sacramento Invitational (cleared at 17'-10 1/4" for new world record), plus many other major high school and college meets.

Practice for the championships with WonderBar — the white fiberglass crossbar with red bands, square end fittings, perfect weight, durability and minimum sag. WonderBar is economic and safe too — perfect!

JB-101 (official 13'-1 1/2" high jump length)
suggested school price \$18.00

Shakespeare

JB-102 (official 14'-10" vaulting length)
suggested school price \$20.00

COLUMBIA PRODUCTS DIVISION • Sales Offices, Jefferson Square
P. O. Drawer 246 • Columbia, S. C. 29202 • (803) 779-5800



Mechanics of the Pole Vault
7th 1970 EDITION 7th

The new '70 edition is here—over 60,000 words on the most complicated track skill. Introduction by Earl Meadows, '36 Olympic champion. Over 300 photos, with 16 complete action strips over 16-17 ft. (all Olympic finalists). Sections like: You Can Bet Your Life on a Fiberglass Pole; Pole Vaulting for Beginners as Well as Experts; Body Conditioning for Vaulting; 15 Reasons Why Your Pole Did Not Bend Properly; How to Fix Your Take-Off Point; Converting Your Swing Into a Rocking Action Style over the Bar... Questionnaire Interview with 23 of the World's Top Vaulters, including Pennel, Seagren, Railsback, Vaughn, Chase, Caruthers, Carrigan, Alarotu & Mustakari (Finland), Papanicolaou (Greece), D'Encausse (France), Dionisi (Italy), Schiprowski & Nordwig (Germany). Extensive statistical section on bamboo, steel and fg poles. World rankings every decade since '29. Historical information never before published. **MECHANICS OF THE POLE VAULT** is authored by a former AAU, NCAA champion who in 1968 was honored by Helms Hall of Fame for outstanding contributions to the science of track & field. This is not a rehash of other editions; it has been completely rewritten from cover to cover.

7th Ed. \$3.00 DR. RICHARD V. GANSLER 1204 WINDSOR DRIVE DENTON, TEXAS 76201 \$3.00 7th Ed

VIOBIN WHEAT OIL GERM

gives **More** { Vigor
Stamina
Endurance }
Less Heart Stress

'Don't believe it?'
You **WILL** when you read **FREE Bulletin #1**
18 years research
World Expert Physical Fitness
REFUSE SUBSTITUTES — Only VioBin Oil proved effective.

VIOBIN, Monticello, Illinois 61856

ROAD KING

A RUNNING AND WORKOUT SHOE

Designed by Don Bergin of New Zealand and introduced in U.S. after 7 years of testing by New Zealand's best distance runners.

ROAD KING

MINIMIZES ROAD SHOCK

With reinforced heel and arch support and a suede leather moisture absorbent inner sole for comfort. Soles are of wear resistant composition with extras available.

ROAD KING

HAS BLISTER RESISTANT FEATURES

Including a special toe shape, padded ankle and nylon padded tongue. This comfortable, light weight shoe of highest quality glove leather is hand formed and stitched. Workmanship guaranteed to last. It's possible to get up to 2400 miles of wear out of this shoe.


ROAD KING

OFFERS INTRODUCTORY PRICES

Return this ad and receive a 50 cent discount. \$13.95 a pair or \$12.95 a pair on two or more pairs. Submit a pattern of your largest foot for correct size. Include \$1.00 for mailing. Add 5% Calif. Sales Tax. Sizes 4 — 13 1/2 for men and women.

ROAD KING

Check payable to: Friberg Enterprises
9433 Alto Drive
La Mesa, California 92041
Phone (714) 466-8559



SPECIALTY

P O R T S



- MARATHON SHIRTS
- RUNNING SHIRTS
- RUNNING SHORTS
- WARM UPS
- SWEAT SUITS
- OLYMPIC SHIRTS
- JEWELRY
- INSOLES
- HEEL CUSHIONS
- LIST OF MARATHONS
- OLYMPIC POSTERS
- DOG REPELLENT
- ATHLETIC GLASSES
- HI-VIS CLOTHING
- SWEAT SUPPLIES
- RUNNING WEIGHTS
- SOCKS
- TAPE
- SHOES
- STOP WATCHES
- PEDOMETERS
- VITAMINS
- PHARMACEUTICALS
- SALT TABLETS
- RRC PRODUCTS
- LINIMENT
- LUBRICANT
- PROTEIN TABLETS
- AND MUCH MORE

Sponsors Of:
WORLD MARATHON RUNNERS
ASSOCIATION

FREE

18 PAGE CATALOG

Write
SPECIALTY SPORTS
P.O. BOX 36522
Houston, Texas 77036

"EVERYTHING FOR THE DISTANCE RUNNER"

CHAMPIONSHIP SPORTS FLOORS

Portable Running Tracks

Portable Basketball Floors

**FRANK J. DELLORFANO
DI NATALE FLOORS, INC.**

4 Ericsson St., Boston, Mass. 02122
Area Code 617, 282-0330



TOM HARDIN
University of Arkansas

These and hundreds of other successful track coaches in universities, colleges and high schools can tell you about the fabulous and convenient

SPORTS PAK

EXTRA NUTRIENTS FOR EXTRA
PERFORMANCE

30-day Pak \$7.50
100-day Pak 22.50

Order today!

REALIFE Athletic Research
110 Gay St., Arlington, Texas 76010




RALPH HIGGINS
United States Olympic Team

This is the
SPORTS PAK
taken daily with
breakfast or with
High Protein drink



FINNISH TRAINING SUITS

From Bob Backus



- BEAUTY
- ELEGANCE
- COMPETITION TRAINING OR CASUAL SPORT WEAR
- UNIQUE STYLE
- VERSATILE

Imported color rich beauties. Full collar. Zips to turtle. Weather adaptable. Sharp slanted pockets. Tailored pants. Rugged sewn creases on 100% nylon model.

100% Nylon for \$35 Half Nylon, half cotton for \$30
NEW 1969 COLORS now available — Navy, Forest Green, Wine Red, Tan, Yellow, Red, Black, White, Deep Blue, Turquoise Blue. SIZE: Include Suit Coat Size, Height, Bodyweight.

BOB BACKUS IMPORT CO.
PEMBROKE, MASS. 02359

Money Order Only
QUALITY GUARANTEED BY TRACK HALL OF FAME ATHLETE



PACER AMERICAN, INC.

POST OFFICE BOX 2266 • SANTA FE SPRINGS, CALIFORNIA 90670

- CATA-POLE • RIGID-L HURDLES • HELD JAVELINS
- PACER STANDARDS • STARTING BLOCKS • BUSH PUSH
- BERG SHOTS • HAMMERS • OBOL DISCUS • BERG DISCUS

20.6	(2)	Commonwealth G	7/22	21.0y	s(1)	NCAA	6/20	20.9	(1)	v Poland	9/13	20.9	s(1)	Cent Amer Ch	3/ 3
20.8	(1)	Cologne	8/11	20.7y	(2)	NCAA	6/20	8. SIEGFRIED SCHENKE (E Germany)				21.2	(1)	Cent Amer Ch	3/ 4
21.1	(2)	Blankenberge	8/15	7. MARTIN REYNOLDS (Great Britain)				20.8	(1)	E German Ch	7/ 5	20.8	(1)	Rumanian Intl	9/13
21.0	(2)	Norrkoping	8/17	21.0	(2)	Mericamp Mem	6/21	21.0	(1t)	v Great Britain	7/11	20.7	(1)	Havana	11/ 1
21.5	(2)	Malmö	8/19	21.0w	(1t)	v E Germany	7/11	21.1	(2)	EC sf (Helsinki)	8/ 2	10. GERARD FENOUIL (France)			
6. MEL GRAY (US/Missouri)				20.6w	s(1)	Commonwealth G	7/21	20.7	(1)	European Cup	8/30	20.9	(1)	Mericamp Mem	6/21
21.0yw	(1)	Columbia	4/11	20.8	(4)	Commonwealth G	7/22	21.0	(2)	Universiade	9/ 6	21.4	(1)	v Finland	6/28
20.4y	h(1)	Big 8	5/15	20.7	(2)	EC sf (Zurich)	8/ 2	20.8	(1)	v Poland, S Union	9/27	20.8	(3)	v US	7/ 9
20.7y	(1)	Big 8	5/16	21.0w	(1)	AAA	8/ 8	21.5	(4)	Havana	11/ 1	20.6	(1)	French Ch	7/19
21.1y	(3)	Compton Inv	6/ 6	21.0	(1)	London	8/22	9. PABLO MONTES (Cuba)				20.5	(1)	EC sf (Zurich)	8/ 2
20.9y	h(2)	NCAA	6/18	21.0	(1)	Universiade	9/ 6	21.0	(1)	Havana	1/25	21.0	(5)	European Cup	8/30

World List

200 METERS

(* = 220-yard time minus 0.1-seconds)

20.2"	*John Carlos (US/Seamans) Melbourne	(1)3/17
20.3'h	*Mel Gray (US/Mo) Lawrence, Kans	(1)5/15
20.3'	*Willie Turner (US/Ore St) W L Angeles	(1)5/16
20.4'	Stan Allotey (Ghana/LA St) L Angeles	(1)3/28
20.4'h	*Larry Black (US/N Car Cent) D Moines	(1)6/18
20.4'	*Al Coffee (US/LSU) Baton Rouge, La	(1)3/28
20.4'	*Eddie Hart (US/Cal) W Los Angeles	(2)5/16
20.4	*Curtis Mills (US/Tex A&M) Moscow	(2)7/26
20.4'	*Fred Newhouse (US/P View) Dallas, Tx	(1)5/ 2
20.4'	*Reggie Robinson (US/UCLA) W LA	(1)4/25
20.4	*Ben Vaughan (US/US Army) Stuttgart	(2)7/16
20.5	Valeriy Borzov (SU) Kiev, SU	(1)7/ 3
20.5	Gerard Fenouil (Fr) Zurich, Switz	(1)8/ 2
20.5'	*Dave Masters (US/Cal) W Los Angeles	(3)5/16
20.5	*Marvin Mills (US/Tex A&M) Villanova	(2)5/16
20.5'	*Willie Polk (US/Tex Sn) Billings, Mont	(1)6/ 6
20.5	Don Quarrie (Jam/Nebr) Edinburgh	(1)7/22
20.5	Edwin Roberts (Trin/Spts Intl) Zurich	(1)7/ 3
20.5'	*Gerald Tinker (US/Memphis St) Miami	(1)1/ 1
20.6'	*Wayne Collett (US/UCLA) W L Angeles	(2)4/11
20.6'	*Willie Deckard (US/LACC) Huntgtn Bch	(1)5/ 2
20.6'	*Edesel Garrison (US/Sn Cal) L Beach	(1)3/ 7
20.6'	*Clyde Glosson (US/EI Paso) S Lk City	(2)5/16
20.6's	*Mike Goodrich (US/Ind) Des Moines	(1)6/20
20.6'	*Earl Harris (US/Okla St) Baton Rouge	(2)5/ 9
20.6'	*Albert Hearvey (US/Ore) W L Angeles	(4)5/16
20.6'	*John Holbrook (US/Ariz St) S Lk City	(3)5/16
20.6'	*Harrington Jackson (US/EI Paso) SLCTy	(1)5/16
20.6'	*Randy Montgomery (US/Web St) Ogdn	(1)5/16
20.6	Jean-Claude Nallet (Fr) Colombes, Fr	(2)7/19
20.6'	*Dennis Schultz (US/Okla St) B Rouge	(3)5/ 9
20.6'	*John Smith (US/UCLA) W Los Angeles	(1)4/11
20.6'	*Eugene Thomas (US/En Mich) Billings	(2)6/ 6
20.7	Charles Asati (Kenya) Edinburgh	(3)7/22
20.7'h	*Roger Colglazier (US/ACC) Abilene, Tx	(1)5/ 8
20.7'	*Isaac Curtis (US/Cal) W Los Angeles	(6)5/16
20.7'	Gary Eddy (Aus) Hobart	(1)2/26
20.7'	*Warren Edmonson (US/Merr JC) S Rosa	(1)5/16
20.7	Joachim Eigenherr (WG) Stuttgart	(3)7/16
20.7'	*Dave Gilliard (US/ELAJC) Hngton Bch	(1)5/ 2
20.7'	*Jim Green (US/Ky) Wichita, Kans	(1)6/12
20.7	Pablo Montes (Cuba) Havana, Cuba	(1)11/ 1
20.7'	*Danny Moore (US/L Beach St) L Beach	(1)4/18
20.7	Martin Reynolds (GB) Zurich, Switz	(2)8/ 2
20.7	Julius Sang (Kenya) Nairobi, Ken	(1)8/22
20.7'	*Ernie Smith (US/Ore St) W L Angeles	(5)5/16
20.7'	*Robert Taylor (US/Tex Sn) Dallas, Tex	(2)5/ 2
20.7	Bruce Weatherlake (Aus) Sydney, Aus	(1)2/21

Wind-aided:
20.4' *Willie Polk (US/Tex Sn) Pasadena, Tex (1)5/29



(Right) Europe's leading 200-meter sprinter, Britain's Martin Reynolds ranked seventh off his Universiade win, Commonwealth fourth and seasonal best of 20.7. /Ed Lacey/



(Left) Reynolds got plenty of competition from East Germany's Siegfried Schenke, here winning the European Cup. This victory helped rank him eighth for the year. /L'Equipe-Athletisme/

20.4	Don Quarrie (Jam/Nebr) Berlin, WG	(1)7/ 4
20.5h	Charles Asati (Kenya) Edinburgh	(1)7/21
20.5'	*Marshall Dill (US/Mich HS) B Green	(1)8/ 1
20.6'	*Fred Kuller (US/Strid) San Jose, Calif	(1)4/18
20.6'	*Mark Lutz (US/Minn HS) Sacramento	(2)6/20
20.6'	*Robert Mitchell (US/Houston)Pasadena	(2)5/29
20.6'	Peter Norman (Aus) Melbourne	(1)2/ 8
20.6'	*Ray Robinson (US/ Fla HS) Sacrmnto	(1)6/20
20.6'	*Chuck Smith (US/Oxy) St Paul, Minn	(1)6/13

US Additions

20.8'	Gerald Conley (unat) Las Cruces, NM	(1)3/21
20.8'	Ivory Crockett (Sn III) Wichita, Kans	(2)6/ 12
20.8	Lee Evans (unat) Milan, Italy	(2)7/ 1
20.8'	Royce Ford (Merritt JC) San Jose, Cal	(1)5/ 1
20.8'	Steve Gibson (UCLA) W Los Angeles	(3)3/28
20.8'	Joe Johnson (JC Smith) Durham, NC	(1)5/ 2

20.8'	Tom Jones (Strid) West Los Angeles	(1)3/14
20.8'	Fred Kuller (Strid) Fullerton, Calif	(1)4/ 4
20.8'	Mickey Matthews (Kans) Lawrence	(2)5/16
20.8'	Tom Randolph (Phil PC) Kalamazoo	(1)5/30
20.8'	Larry Scheurer (Wash St) Pullman	(1)6/ 9
20.8'	Jim Thoeming (Wyo) Salt Lake City	(4)5/16
20.8'	Dennis Walker (Adelphi) Brookville	(1)5/ 5
20.8'	Rockie Woods (Tex A&M) Coll Station	(1)4/18

Wind-aided:

20.7'	Mike Lindon (P View A&M) Pasadena	(3)5/29
20.7'	Milton Plagens (H Payne) Baywood, Tx	(1)3/ 9

220-yard supplement:

These 220-yard marks are provided for athletes whose names appear above and whose 1970 seasonal best 220-yard time was inferior to their 200-meter clocking by at least 0.1-seconds—the latter time being carried in the main list: 20.6, *Ben Vaughan. 20.7, *Curtis Mills, *Marvin Mills. 20.8, Don Quarrie, Ed Roberts. 20.9, *Tom Randolph. 21.0, *Lee Evans.

400 METERS-440 YARDS

Evans Still One-Lap King

First place in the one-lap event was a difficult choice to make. Any of the first four could make a strong case for top consideration. All had a compilation of quality marks, all won some big races, all beat talented opposition. But it was finally determined that the strongest case was presented by Lee Evans. Except for two races in late June he was undefeated and he had easily handled those who beat him in other races. So Evans regains the top ranking he lost last year to Curtis Mills. Commonwealth champion Charles Asati lost no races but the Kenyan raced no Americans. So either or both of the UCLA duo of Wayne Collett and John Smith could possibly rate higher. Collett split his time between the flat and hurdles races and performed brilliantly in both. The younger Smith made a splendid national and international debut, garnering the AAU title and performing generally well in Europe despite a late-season leg injury. However, separating these two was not so easy either. The remaining spots again indicate the continuing dominance of the US; as last year, seven of the 10 spots are claimed by Americans. Last year's leader Curtis Mills fills fifth this time. He lost his NCAA crown to Larry James—who ranks sixth—but came home in the AAU ahead of James to make the international relay team. Seventh went to Fred Newhouse, who surely would have been more of a factor in the rankings had he competed in the AAU race. But in his brief sojourn in Europe, Newhouse easily handled eighth-placer Jean-Claude Nallet. Like Collett, Nallet ran both the one-lapper and 400 hurdles but he came up with a national record in winning his



Three of 1970's premier one-lappers share the spotlight after the US-West Germany 400. US champ John Smith (l) ranks fourth after this and other major victories. Tenth-ranked Thomas Jordan (c) won the West German title. World leader Wayne Collett (r) ranks third in both the one-lap flat and hurdles. /Neil Leifer for Sports Illustrated/

national 400 title. American Tom Ulan, overshadowed by James much of the year, came into his own with a victory in the Universiade and ranks ninth. Several sprinters could have claimed 10th but West German Thomas Jordan got the nod over Australia's Ross Wilson and Poland's Jan Werner. Young Wilson was runner-up in the Commonwealth race, while Werner, who ran this race infrequently, won the European Cup.

1. LEE EVANS (US/unattached)	46.6	(1)	Kenyan Ch	8/22
46.7y (1) Mt SAC Rlys	4/25			
45.8y (1) San Jose (45.5m*)	5/ 2			
45.6 (1) King Gms	5/16			
46.4y (1) Kennedy Gms	5/30			
46.3y (1) Compton Inv	6/ 6			
dnf (-) Orange Inv	6/20			
45.8y (2) AAU	6/27			
45.5 (1) Consolini Mem	7/ 1			
45.6 (1) Zurich	7/ 3			
45.9 (1) W Berlin	7/ 4			
46.1 (1) Mainz	7/19			
2. CHARLES ASATI (Kenya)				
46.9 (1) Auckland	3/18			
48.1 (1) Christchurch	3/22			
46.5 (1) Dar-es-Salaam	6/ 6			
45.1 (1) Nairobi (396m)	6/27			
45.5 s(1) Commonwealth G	7/22			
45.0 (1) Commonwealth G	7/23			
3. WAYNE COLLETT (US/UCLA)				
46.0y (1) W Los Angeles	3/28			
48.4y (2) Stanford	4/ 4			
46.9y (2) Eugene	4/18			
45.8y (1) Los Angeles	5/ 2			
45.7y h(1) AAU	6/26			
45.9y (3) AAU	6/27			
44.9 (1) v France	7/ 9			
45.3 (2) v W Germany	7/15			
45.7 (1) v Soviet Union	7/23			
46.6 (1) Cologne	8/11			
46.4 (2) Malmo	8/19			
4. JOHN SMITH (US/UCLA)				
46.2y (2) W Los Angeles	3/14			
46.1y (2) W Los Angeles	3/28			
48.0y (1) Stanford	4/ 4			
46.8y (1) Eugene	4/18			
46.5y (2) Los Angeles	5/ 2			

45.9y (1) Pac-8	5/16			
46.8y (3) Kennedy Gms	5/30			
46.3y (2) Compton Inv	6/ 6			
46.0y (4) NCAA	6/20			
45.8y h(2) AAU	6/26			
45.7y (1) AAU	6/27			
45.0 (2) v France	7/ 9			
45.1 (1) v W Germany	7/15			
46.3 (2) v Soviet Union	7/23			
46.4 (1) Stockholm	7/29			
48.6 (2) Helsinki	8/24			
45.8 (1) Warsaw	9/ 3			
5. CURTIS MILLS (US/Texas A&M)				
46.4y (1) Corpus Christi	3/28			
46.0y (1) Southwest Conf	5/ 2			
45.5y (1) USTFF	6/13			
45.8y (3) NCAA	6/20			
46.1y (4) AAU	6/27			
46.4 (1) Moscow	7/26			
6. LARRY JAMES (US/Villanova)				
45.8 (2) King Gms	5/16			
46.2y (1) ICAA	5/30			
46.1y h(1) NCAA	6/19			
45.5y (1) NCAA	6/20			
46.6y h(1) AAU	6/26			
46.2y (5) AAU	6/27			
7. FRED NEWHOUSE (US/P View A&M)				
45.9y (1) Houston	5/23			
45.9y (1) Pasadena	5/30			
46.3y (1) NAIA	6/ 6			
45.2 (1) Colombes	6/10			
46.4 (1) Athens	6/13			
8. JEAN-CLAUDE NALLET (France)				
47.8 (1) Bordeaux	5/24			
46.8 (1) Barcelona	6/ 3			
46.2 (2) Colombes	6/10			
45.4 (3) v US	7/ 9			
45.1 (1) French Ch	7/19			
45.7 (1) EC sf (Zurich)	8/ 1			
46.3 (2) European Cup	8/29			
9. TOM ULAN (US/Rutgers)				
46.9y (1) Bethlehem	4/11			
46.3y (2) IC4A	5/30			
45.7y (2) USTFF	6/13			
46.0y (5) NCAA	6/20			
46.7y (7) AAU	6/27			
45.9 (1) Universiade	9/ 4			
10. THOMAS JORDAN (West Germany)				
46.5 (1) Leverkusen	5/24			
45.5 (1) Stuttgart	7/ 6			
45.4 (3) v US	7/15			
45.6 (1) W German Ch	8/ 8			

World List

400 METERS

(* = 440-yard time minus 0.3-seconds)

44.9	*Wayne Collett (US/UCLA)	Colombes	(11/7/ 9
45.0	Charles Asati (Kenya)	Edinburgh	(11/7/23
45.0	*John Smith (US/UCLA)	Colombes, Fr	(2/7/ 9
45.1	Jean-Claude Nallet (Fr)	Colombes, Fr	(1/7/19
45.2	*Larry James (US/Vill)	Des Moines, Ia	(11/6/20
45.2	*Curtis Mills (US/Tex A&M)	Wichita	(11/6/13
45.2	*Fred Newhouse (US/P View)	Paris, Fr	(11/6/10
45.4	Thomas Jordan (WG)	Stuttgart, WG	(3/7/15
45.4	*Tom Ulan (US/Rutgers)	Wichita, Kans	(216/13
45.5	*Lee Evans (US/unat)	San Jose, Calif	(11/5/ 2
45.5	*Tommy Turner (US/Murray St)	Wichita	(316/13
45.6	Julius Sang (Kenya)	Nairobi, Kenya	(11/8/29
45.6	Ross Wilson (Aus)	Edinburgh	(217/23
45.7	*Edsel Garrison (US/Sn Cal)	W L Angls	(215/16
45.7	*Dave Morton (US/Tex)	Austin, Tex	(11/4/18
45.7	Edwin Roberts (Trin/Spts Intl)	Rome	(11/5/16
45.8	Andrzej Badenski (Pol)	Warsaw, Pol	(116/19
45.8	Jan Balachowski (Pol)	Sofia, Bulgaria	(116/13
45.8	Claver Kamanya (Tanz)	Edinburgh	(417/23
45.8	Saimone Tamani (Fiji)	Edinburgh	(317/23
45.8	*Len Van Hofwegen (US/Strid)	W LAN	(113/14
45.9	Jacques Carrette (Fr)	Colombes, Fr	(217/19
45.9	*Al Coffee (US/LSU)	Baton Rouge, La	(115/ 9
45.9	*Roger Colglazier (US/ACC)	Wichita	(116/13
45.9	*Clyde McPherson (US/Adelphi)	St Paul	(116/13
45.9	Horst-Rudiger Schloske (WG)	Stuttgart	(417/15
45.9	Jan Werner (Pol)	Warsaw, Pol	(216/19

46.0	Kent Bernard (Trin/ AATC)	Ann Arbor	(115/27
46.0	Gilles Bertouid (Fr)	Colombes, Fr	(317/19
46.0	Hermann Kohler (WG)	Berlin, WG	(218/ 8
46.0	Fanahan McSweeney (Eire/McNs St)	Laf	(115/ 9
46.1	Fernando Acevedo (Peru)	Maracaibo	(1)
46.1	*Jay Elbel (US/Strid)	Portland, Ore	(116/13
46.1	Clifton Forbes (Jam)	Edinburgh	(717/23
46.1	Markku Kukkoaho (Fin)	Leipzig, EG	(119/15
46.1	Wolfgang Muller (EG)	Berlin, EG	(116/17
46.1	Christian Nicolau (Fr)	Colombes, Fr	(417/19
46.2	*Gerald Conley (US/P Coast)	Portland	(216/13
46.2	Martin Jellinghaus (WG)	Turin, Italy	(219/ 4
46.2	Robert Ouko (Kenya)	Nairobi, Ken	(218/29
46.2	*Clarence Palmer (US/L Beach St)	D Mn	(416/19
46.3	*Larry Black (US/N Car Cent)	Durham	(115/ 2
46.3	Garth Case (Jam/Nebr)	Kingston, Jam	(216/ 6
46.3	*Jackie Colbert (US/Lamar Tech)	D Mns	(516/19
46.3	*Ralph Mann (US/BYU)	Salt Lake City	(115/16
46.4	Dicky Broberg (S Afr)	Pretoria, S Afr	(113/17
46.4	*Elmo Dees (US/S Jose St)	San Jose	(215/ 2
46.4	*Martin McGrady (US/Spts Intl)	Mlbrne	(113/12
46.4	Hezekiah Nyamau (Kenya)	Machakos	(115/23
46.4	Roland Rossmessl (WG)	Stuttgart	(216/ 6
46.4	Don Timm (S Afr)	Bloemfontein	(112/ 7
46.4	*Jim Ward (US/Strid)	Eagle Rock, Calif	(115/16
46.4	Michael Zerbes (EG)	Berlin, EG	(216/17

US Additions

46.5	Dale Alexander (Kans St)	Lawrence	(215/16
46.5	Kermit Bayless (Hayward St)	Berkeley	(215/30

46.5	Thurman Boggess (P View A&M)	Ft Wt	(112/28
46.5	Dick Bruggeman (Ohio TC)	Knoxville	(114/18
46.5	Alvin Dotson (P View A&M)	Billings	(216/ 6
46.5	Earnest Haynes (Tex A&I)	Pasadena	(415/29
46.5	Robert Johnson (US Army)	Viareggio	(116/14
46.6	Bill Askey (Rice)	Pasadena, Tex	(315/ 2
46.6	Darwin Bond (Tenn HS)	Knoxville	(115/16
46.6	Wayne Bradshaw (Ariz)	S Lake City	(315/16
46.6	Hugh Brown (Oxy)	Eagle Rock, Calif	(114/11
46.6	Charles Callihan (SW Tex St)	Alpine	(115/ 9
46.6	Greg Daughtery (Morg St)	Philadelphia	(315/30
46.6	Hardge Davis (Vill)	Philadelphia, Pa	(415/30
46.6	Steve Jordan (Ky St)	Bloomington	(116/ 6
46.7	Warren Edmonson (Merritt JC)	Oakland	(112/24
46.7	Jimmy Evans (Dallas Baptist)	Brnwood	(114/11
46.7	Bob Frey (US Army)	Viareggio, It	(216/14
46.7	Stan McDaniel (Tex)	Austin, Tex	(214/18
46.7	Terry Musika (Ind)	Bloomington, Ind	(114/11
46.7	Lloyd Wills (LSU)	Baton Rouge, La	(114/18
46.8	Joe Aldridge (Tex HS)	Fort Worth, Tx	(114/27
46.8	Rick Brown (Calif HS)	Los Altos Hills	(115/30
46.8	LaMotte Hyman (Vill)	Philadelphia	(515/30
46.8	Eugene Thomas (En Mich)	Ypsilanti	(216/ 9
46.8	Mark Young (Spts Intl)	Madrid, Spain	(115/27
46.8	Louis Vicens (Houston)	Baton Rouge	(215/ 9

440-yard supplement:


These 440-yard marks are provided for athletes whose names appear above and whose 1970 seasonal best 440-yard time was inferior to their 400-meter clocking by at least 0.3-seconds—the latter time being carried in the main list: 45.7, *Wayne Collett. 45.8, *Lee Evans, *John Smith. 45.9, *Fred Newhouse. 46.7, Garth Case. 46.8, *Elmo Dees.

800 METERS—880 YARDS

Arzhanov Tough—Slow or Fast

Young Soviet Yevgeniy Arzhanov (22-years-old) made a clean sweep of the top European honors and proved to be a remarkable competitor regardless of the type of race. Fast-paced or slow, Arzhanov won them all and so makes virtually an undisputed claim on the top position. The only runner who could have vied with him for first was American Ken Swenson. Vastly-improved, he won everything until he was unlucky enough to be hit by illness at the Soviet meet. That one demise was enough to push him to second. Third place Franz-Josef Kemper and fourth-place Jozef Plachy, number one last

year, both had consistent records, Plachy even setting a European 880 record. Fifth-placer Mark Winzenried, who was instrumental in forging the pace in many of the year's fastest contests and who amassed quite a few quick clockings himself, is placed ahead of West German Walter Adams, who matched the continental 800 record in the US match where Swenson got a new American mark. These two traded wins but, on the whole, the American was a steadier performer than the West German. Fanie Van Zijl of South Africa tops countryman Dicky Broberg for seventh; Van Zijl beat Broberg in a hot race at home but Fanie subsequently lost to Adams in Europe. American Pat Collins got a win (California Relays) and a second (NCAA) in two key meets of the US season and is ranked ninth ahead of Commonwealth champ Robert Ouko of Kenya, whose overall record save for his Edinburgh run was not that impressive.



Soviet Yevgeniy Arzhanov enjoyed wide victory margins all season, as graphically demonstrated in this photo. He wins the European Cup here, just one of several major titles for the number-one ranked runner. Arzhanov defeated third-ranked Franz-Josef Kemper (c) 1:48.6 and Poland's Andrzej Kupczyk (l) 1:48.7 in this race with 1:47.8. /L'Equipe-Athletisme/

1. YEVGENIY ARZHANOV (Soviet Union)	1:48.6 (2)	European Cup	8/30	1:45.6 (4)	v W Germany	7/16	8. DICKY BROBERG (South Africa)	1:48.6 (1)	Stellenbosch	3/ 9			
1:48.2 (1)	Moscow	6/11	1:49.1 (1)	Universiade	9/ 5	1:46.4 (3)	v S Union	7/23	1:46.1 (1)	Stellenbosch	3/20		
1:45.5 h(1)	Znamenskiy Mem	7/ 2	4. JOZEF PLACHY (Czechoslovakia)	1:47.5 (1)	Stockholm	7/29	1:45.9 (2)	S African Ch	3/28	1:47.3 (1)	Stellenbosch	4/ 8	
1:45.6 (1)	v US	7/23	1:46.4 (1)	Ostrava	5/28	1:49.3 (1)	Bislett Gms	8/ 5	1:47.3 (1)	Stellenbosch	4/ 8		
1:48.6 (1)	EC sf (Zurich)	8/ 2	1:48.5 (1)	Belgrade	6/10	1:49.9 (2)	Cologne	8/11	9. PAT COLLINS (US/Oregon State)	1:51.2y (1)	Tempe	3/27	
1:47.8 (1)	European Cup	8/30	1:47.7 (1)	Mericamp Mem	6/21	1:47.8 (1)	Malmö	8/19	1:53.1y (2)	Corvallis	4/18		
1:46.8 (1)	Soviet Union Ch	9/13	1:49.0 (1)	Rosicky Mem	6/23	1:47.4 (1)	Helsinki	8/24	1:52.4y (2)	Los Angeles	4/24		
2. KEN SWENSON (US/Kansas State)	1:47.3 (1)	v Poland, Hungary	6/28	1:47.3 (1)	v Poland, Hungary	6/28	1:47.0 (3)	Warsaw	9/ 3	1:52.4y (2)	Los Angeles	4/24	
1:48.2y (1)	Lawrence	5/16	1:46.9 (1)	Stockholm	7/ 1	6. WALTER ADAMS (West Germany)	1:47.1 (1)	Koblenz	6/24	1:48.3y (2)	Pac-8	5/16	
1:47.9y (1)	Compton Inv	6/ 6	1:47.0 (1)	Kosice	7/11	1:48.7 (2)	W Berlin	7/ 4	1:48.8y (1)	California Rlys	5/23		
1:46.3y (1)	NCAA	6/20	1:46.0 (2)	US v Soviet Union	7/23	1:47.6 (2)	Eschweiler	7/10	1:46.5y (2)	NCAA	6/20		
1:47.4y (1)	AAU	6/27	1:49.6 (2)	EC sf (Sarajevo)	8/ 2	1:44.9 (2)	v US	7/16	10. ROBERT OUKO (Kenya)	1:52.0 (2)	Nyeri	2/ 1	
1:47.5 (1)	v France	7/ 8	1:46.3 (1)	Warsaw	9/ 3	1:50.1 (3)	EC sf (Sarajevo)	8/ 2	1:52.4 (2)	Bungoma	2/28		
1:44.8 (1)	v W Germany	7/16	1:47.1 (1)	Ostrava	9/13	1:46.6 (2)	W German Ch	8/ 9	---	(3) Kisumu	3/28		
1:55.2 (6)	v Soviet Union (ill)	7/23	1:46.7y (1)	v Finland (1:45.9°)	9/19	1:50.7 (3)	Cologne	8/11	2:04.0 (2)	Lusaka	5/ 2		
3. FRANZ-JOSEF KEMPER (W Germany)	1:49.3 (1)	v France	9/27	1:49.3 (1)	v France	9/27	1:49.4 (2)	v France	8/29	1:49.8 (2)	King Gms	5/16	
1:46.7 (1)	Hannover	6/25	5. MARK WINZENRIED (US/Wisconsin)	1:51.8y (3)	Kennedy Gms	5/30	7. FANIE VAN ZIJL (South Africa)	1:48.1 (1)	Johannesburg	3/14	1:49.1 (1)	Machakos	5/23
1:48.3 (1)	W Berlin	7/ 4	1:51.8y (3)	Compton Inv	6/ 6	1:48.1 (1)	S African Ch	3/28	1:50.8 (2)	Kenyan Comm Trl	5/30		
1:47.4 (1)	Eschweiler	7/10	1:48.1y (2)	NCAA	6/20	1:45.6 (1)	S African Ch	6/24	1:46.8 (1)	Commonwealth G	7/25		
1:45.4 (3)	v US	7/16	1:47.3y (4)	AAU	6/27	1:47.8 (2)	Koblenz	6/24	1:48.5 (1)	Kenyan Ch	8/22		
1:45.9 (1)	W German Ch	8/ 9	1:47.4y (2)	v France	7/ 8	1:50.4 (1)	de Coubertin Mem	11/ 8	1:48.7' Marty Liquori (Vill)	Modesto, Calif	(4)5/23		
1:49.6 (1)	Cologne	8/11	1:47.5' *Lowell Paul (US/UUCTC)	Wichita, Kans	(2)6/12	1:48.7' Dave Morton (Tex)	Corpus Christi, Tex	(1)3/28	1:48.7' Dave Perry (P Coast)	Orange, Calif	(4)6/20		

World List

800 METERS

(=880-yard time minus 0.7-seconds)

1:44.8	*Ken Swenson (US/Kans St)	Stuttgart	(1)7/16
1:44.9	Walter Adams (WG)	Stuttgart	(2)7/16
1:45.4	Franz-Josef Kemper (WG)	Stuttgart	(3)7/16
1:45.5h	Yevgeniy Arzhanov (SU)	Kiev, SU	(1)7/ 2
1:45.6	Fanie Van Zijl (S Afr)	Pretoria, S Afr	(1)3/28
1:45.6	*Mark Winzenried (US/Wisc)	Stuttgart	(4)7/16
1:45.8'	*Pat Collins (US/Ore St)	Des Moines	(2)6/20
1:45.9	Dicky Broberg (S Afr)	Pretoria, S Afr	(2)3/28
1:45.9°	Jozef Plachy (Czech)	Prague, Czech	(1)9/19
1:46.3'	*Art Sandison (US/Wash St)	Des Moines	(3)6/20
1:46.8	Reiner Fohrenbach (WG)	Berlin, WG	(3)8/ 9
1:46.8	Robert Ouko (Kenya)	Edinburgh	(1)7/25
1:46.9	Andrzej Kupczyk (Pol)	Warsaw, Pol	(1)8/16
1:47.0	Jimmy Crampton (Burma)	Bangkok	(1)12/
1:47.0	Dieter Fromm (EG)	Erfurt, EG	(1)9/ 2
1:47.0	Stanislaw Waskiewicz (Pol)	Warsaw	(1)8/ 8
1:47.1'	*Dave Wottle (US/B Green St)	Wichita	(1)6/12
1:47.2'	*Tom Von Ruden (US/P Coast)	Bksfld	(3)6/27
1:47.2	Colin Campbell (GB)	Zurich, Switz	(2)7/ 3
1:47.2	Andy Carter (GB)	Zurich, Switz	(1)7/ 3
1:47.2	John Davies (GB)	Edgbaston, Eng	(1)6/ 6
1:47.2'	Mathyas Michael (Eth/CP/SLO)	D Mns	(5)6/20
1:47.3	Danie Malan (S Afr)	Stellenbosch	(2)4/ 8
1:47.3	Henryk Szordykowski (Pol)	Warsaw	(2)8/ 8
1:47.4	Naftali Bon (Kenya)	Nairobi, Ken	(1)8/29
1:47.4	Benedict Cayenne (Trin/Spts Intl)	Edbr	(2)7/25
1:47.4	Phil Lewis (GB)	Edinburgh	(2)6/13
1:47.4	Bill Smart (Can/Wash)	Edinburgh	(3)7/25
1:47.5'	*Keith Colburn (US/Harv)	Wichita, Kans	(3)6/12
1:47.5'	Byron Dyce (Jam/United AA)	N York	(1)6/13
1:47.5	Jens-Bodo Fried (WG)	Berlin, WG	(4)8/ 9

1:47.5'	*John Perry (US/USMC)	Bakersfield	(4)6/27
1:47.5	Kazimierz Wardak (Pol)	Warsaw, Pol	(3)8/ 8
1:47.5	Martin Winbolt-Lewis (GB)	Edinburgh	(3)6/13
1:47.6	Hans Bertram (WG)	Berlin, WG	(5)8/ 9
1:47.6	Ralph Doubell (Aus)	Adelaide, Aus	(1)3/22
1:47.6	Jan Radomski (Pol)	Warsaw, Pol	(5)9/ 3
1:47.6	Thomas Saisi (Kenya)	Nairobi, Ken	(2)8/29
1:47.7	Chris Fisher (Aus)	Edinburgh	(4)7/25
1:47.7°	Thomas Jungwirth (Czech)	Prague, Cze	(2)9/19
1:47.7°	*John Lilly (US/Ore St)	W Los Angeles	(3)5/16
1:47.7	Mike MacLean (GB)	Edinburgh	(4)6/13
1:47.7	Jerzy Maluski (Pol)	Warsaw, Pol	B(1)6/28
1:47.8	Francesco Arese (It)	Cagliari, Italy	(1)10/21
1:47.8	Ivan Ivanov (SU)	Leningrad, SU	(4)7/23
1:47.8	Ulrich Schmidt (EG)	Erfurt, EG	(1)7/ 4
1:47.8	Wolfgang Schmidt (EG)	Erfurt	(1)6/10
1:47.9°	Markku Aalto (Fin)	Prague, Czech	(3)9/19
1:47.9°	*Bob Kaczka (US/S Car)	Des Moines	(6)6/20
1:47.9	Eric Reygaert (Belg)	Brussels, Belg	(1)6/28
1:47.9	Gernot Schoch (WG)	Berlin, WG	(6)8/ 9

US Additions

1:48.1'	Dennis Stephens (N Tex St)	Pasadena	(1)5/29
1:48.2'	Kerry Ellison (El Paso)	Salt Lake City	(1)5/16
1:48.2'	Chuck LaBenz (Ariz St)	Salt Lake City	(2)5/16
1:48.2'	Ralph Schultz (UCTC)	Bakersfield	(6)6/27
1:48.3'	Jim Neihaus (Kans)	W Los Angeles	(1)3/28
1:48.4'	Roscoe Divine (Ore)	Eugene, Ore	(1)5/ 2
1:48.4'	Larry LeMaster (US Army)	W Los Angeles	(1)6/23
1:48.4'	Brian McElroy (Kans)	Modesto, Calif	(3)5/23
1:48.6'	Bob Langston (UCLA)	W Los Angeles	(4)5/16
1:48.6'	Mike Mosley (Tex)	Austin, Tex	(1)4/18
1:48.7	Denis Flood (NYAC)	Villanova, Pa	(1)5/16
1:48.7'	Earl Goldman (Ark AM&N)	Orange	(3)6/20

1:48.7'	Marty Liquori (Vill)	Modesto, Calif	(4)5/23
1:48.7'	Dave Morton (Tex)	Corpus Christi, Tex	(1)3/28
1:48.7'	Dave Perry (P Coast)	Orange, Calif	(4)6/20
1:48.8'	Andy O'Reilly (Vill)	Knoxville, Tenn	(1)4/ 4
1:48.9'	John Drew (Cal)	West Los Angeles	(5)5/16
1:48.9'	Dave Peterson (Kans St)	Lawrence, Kan	(4)5/16
1:48.9	Jere VanDyk (US Army)	Helsinki, Fin	(2)8/24
1:48.9'	Paul Williams (UCLA)	Los Angeles	(5)6/ 6
1:49.1'	Paul Hackett (BYU)	Salt Lake City	(3)5/16
1:49.2'	Rich Mesmer (Wash)	W Los Angeles	(6)5/16
1:49.3'	Stan Bergeson (BYU)	Salt Lake City	(4)5/16
1:49.3'	Dave Kaemerer (USMC)	Los Angeles	(2)6/23
1:49.3'	Bob Martin (Athens)	Sacramento	(1)6/13
1:49.3'	Mike Eck (Strid)	Portland, Ore	(2)6/13
1:49.5'	Thomas Fulton (Tex Sn)	Pasadena, Tx	(3)5/29
1:49.5'h	Allen Judd (BYU)	Salt Lake City, Utah	(2)5/15
1:49.5'	Dan Morran (Neb)	Lawrence, Kans	(5)5/16
1:49.5'	Joe Savage (NJ HS)	Elizabeth, NJ	(1)5/23
1:49.6'h	Steve Bergeson (BYU)	Salt Lake City	(1)5/15
1:49.6'	James Craig (Tenn)	Knoxville, Tenn	(1)5/ 9
1:49.6'	Robert Gonzales (Tex A&I)	Pasadena	(4)5/29
1:49.7'	Greg Jones (El Paso)	Albuquerque	(1)5/ 2
1:49.7'	Steve Straub (Rice)	Houston, Tex	(1)4/11
1:49.7'	Larry Woods (Hayward St)	Tempe, Arz	(1)4/18
1:49.8'	Ray Alaniz (Baylor)	Austin, Tex	(2)4/18
1:49.8'	Jay Fabian (Ashland)	St Paul, Minn	(2)6/13
1:49.8'	Kenny Helms (N Car)	Raleigh, NC	(2)5/ 9
1:49.8'	Mike Hoses (CW Post)	Carlisle, Pa	(1)5/23
1:49.8'	Ricco Sanchez (Moorpark JC)	Bksfield	(1)5/16
1:49.8'	Rick Wohlhuter (N Dame)	Bloomington	(1)5/ 5

880-yard supplement:
These 880-yard marks are provided for athletes whose names appear above and whose 1970 seasonal best 880-yard time was inferior to their 800-meter clocking by at least 0.7-seconds--the latter time being carried in the main list: 1:46.3, *Ken Swenson. 1:46.7, Jozef Plachy. 1:47.3, *Mark Winzenried. 1:50.3, *Jere VanDyk.

1500 METERS--ONE MILE

Keino Competed Brilliantly

Kipchoge Keino traveled and competed extensively on four continents during 1970 and lost just twice. Among his victories was the Commonwealth title (his second)--run from the front on a cold, windy day which prompted one veteran track writer to call it the greatest 1500 ever. His two losses were early in the year in New Zealand to Dick Quax and that enigmatic King Games race to Marty Liquori. But his overall record, backed by that magnificent Edinburgh triumph, gives him an undisputed claim to the top position. The top three Europeans, Francesco Arese of Italy, Henryk Szordykowski of Poland and Jean Wadoux of France, rank in the order they placed in the European Cup final. Arese lost a few times and split in his two American performances but won the big ones--the Cup and Universiade. Szordykowski proved both competitive and quick--as did Arese for that matter. Wadoux produced the year's fastest time--and a European record and second-fastest ever to boot--but faced top-flight competition only in the Cup final. Chuck LaBenz proved to be the top American and his record included three important wins, one over Arese. Military service interrupted his season just a week before the AAU, thus depriving him of possible higher rating. Sixth-place Arne Kvalheim of Norway recorded some surprising wins in international meets (beating Arese, Szordykowski and Liquori among others) but did not do very well in his European Cup semi-final race while his other wins came against lesser opposition. Liquori himself had mixed fortunes, retaining his NCAA title but losing his AAU crown, then losing more of his European races than he won. He still seems entitled to number two among Americans; he was rated first globally last year. Quax, Keino's early-sea-son conqueror, was a strong second in the Commonwealth. The New Zealander edges the European pair of Andre De Hertoghe of Belgium and Jurgen May of West Germany. The two Europeans had little competition of the highest caliber and finished in the order they are ranked the only time they met.

1. KIPCHOGE KEINO (Kenya)	3:42.7 (1)	Nyeri	1/31	3:44.9 (1)	v Sweden	7/26
3:42.3 (1)	Bungoma	2/28	3:40.7 (3)	Stockholm	7/29	
4:02.1y (2)	Auckland	3/18	3:41.2 (1)	EC sf (Helsinki)	8/ 1	
3:42.0 (1)	Christchurch	3/22	3:42.5 (2)	European Cup	8/29	
3:42.1 (1)	Kisumu	3/28	3:42.6 (1)	Warsaw	9/ 3	
3:37.5 (1)	Abdijan	4/ 4	3:38.8 (1)	v Great Britain	9/12	
3:43.7 (1)	Bouake	4/ 6	3:42.6 (1)	v E Ger, S Union	9/26	
3:45.2 (1)	Addis Ababa	4/10	4. JEAN WADOUX (France)	3:41.2 (1)	Sochaux	6/ 6
3:43.8 (1)	Lusaka	5/ 2	3:40.8 (1)	Colombes	6/14	
3:43.8 (2)	King Gms	5/16	3:42.4 (1)	Mericamp Mem	6/21	
3:40.4 h(1)	Commonwealth G	7/18	3:38.0 (1)	French Ch	7/18	
3:36.6 (1)	Commonwealth G	7/22	3:34.0 (1)	Colombes	7/23	
3:59.2y (1)	Dublin	8/10	3:44.4 (1)	EC sf (Zurich)	8/ 1	
3:39.2 (1)	East African Ch	8/29	3:42.3 (1)	Kuopio	8/ 6	
4:05.0y (1)	Dublin	9/ 8	3:43.2 (1)	Vittel	8/20	
2. FRANCESCO ARESE (Italy)	3:42.6 (3)	European Cup	8/29	3:42.6 (3)	European Cup	8/29
3:38.7 (1)	Rodrigo Mem	6/ 3	5. CHUCK LABENZ (US/Arizona State)	4:04.3y (1)	W Los Angeles	3/ 7
3:59.4y (2)	Rose Fest	6/13	4:04.3y (1)	Tempe	3/14	
4:02.2y (1)	Orange Inv	6/20	4:03.1y (2)	Tempe	4/ 4	
3:39.1 (1)	Milan	7/ 1	4:02.4y (2)	WAC	5/16	
3:43.6 (2)	v Poland	7/ 5	3:56.9y (1)	Kennedy Gms	5/30	
3:44.3 (1)	Italian Ch	7/15	3:59.5y (1)	Compton Inv	6/ 6	
3:47.6 (1)	EC sf (Sarajevo)	8/ 1	3:59.1y (1)	Rose Fest	6/13	
3:40.7 (3)	Bislett Gms	8/ 5	4:02.6y (2)	Orange Inv	6/20	
3:42.8 (1)	Siena	8/ 8	3:53.5 (6)	Universiade	9/ 3	
3:42.3 (1)	European Cup	8/29	6. ARNE KVALHEIM (Norway)	3:46.6 (1)	v Sweden	6/26
3:42.0 h(1)	Universiade	9/ 2	3:43.3 (1)	v Switzerland	7/ 8	
3:52.7 (1)	Universiade	9/ 3	3:44.9 (1)	v Bulgaria	7/22	
3:45.5 (1)	v Rumania, Hung	9/18	3:40.2 (1)	Stockholm	7/29	
3. HENRYK SZORDYKOWSKI (Poland)	3:40.4 (1)	Kusocinski	6/19	3:41.5 (3)	EC sf (Helsinki)	8/ 1
3:40.4 (1)	v Hungary, Czech	6/27	3:40.1 (1)	Oslo	8/ 5	
4:02.3y (1)	Stockholm	7/ 1	3:41.9 (1)	Norwegian Ch	8/16	
3:43.4 (1)	v Italy	7/ 5				



Smiles all around follow the award presentation for the Commonwealth Games 1500-meters. Kip Keino (c) struck gold with a 3:36.6 victory over Dick Quax (l), second in 3:38.1, and Brendan Foster (r), third in 3:40.6. Keino ranks an easy first with Quax, who administered one of Kip's two defeats during 1970, eighth. /Fionnbar Callanan/

3:39.6 (1) Oslo	8/26	3:59.9y (4) Kennedy Gms	5/30
3:42.0 (1) Eskilstuna	9/ 1	4:01.5y (4) Compton Inv	6/ 6
3:47.8 (1) v Canada	9/12	4:00.1y (4) Rose Fest	6/13
3:41.6 (1) v Canada, Sweden	9/19	3:38.1 (2) Commonwealth G	7/22
7. MARTY LIQUORI (US/Villanova)			
3:42.6 (1) King Gms	5/16	4:02.9y (3) Stockholm	7/ 1
3:58.5y (1) IC4A	5/30	3:40.7 (1) Eschweiler	7/10
4:00.8y (3) Compton Inv	6/ 6	3:51.2 (1) Belgian Ch	8/ 9
3:59.9y (1) NCAA	6/20	3:39.5 (1) Cologne	8/11
4:02.4y (3) AAU	6/27	3:38.9 (1) Blankenberge	8/15
3:39.9 (3) Milan	7/ 1	3:42.5 (1) Geneva	8/19
3:41.7 (3) Eschweiler	7/10	10. JURGEN MAY (West Germany)	
3:44.6 (1) Mainz	7/19	3:42.7 (1) Aachen	5/28
3:41.5 (4) Stockholm	7/29	3:40.0 (1) Stockholm	6/ 9
3:40.6 (2) Bislett Gms	8/ 5	3:44.0 (1) Tampere	6/16
3:43.2 (2) Siena	8/ 8	3:40.7 (1) v US	7/15
4:02.1y (3) Dublin	8/10	3:39.9 (1) Rodenbach	8/ 1
8. DICK QUAX (New Zealand)			
3:44.9 (3) Auckland	2/28	3:42.4 (1) W German Ch	8/ 8
3:57.8y (1) Auckland (3:41.3*)	3/18	3:40.7 (2) Cologne	8/11
		3:39.2 (1) Stuttgart	8/20

World List

1500 METERS

3:34.0	Jean Wadoux (Fr) Colombes, Fr	(1)7/23
3:36.6	Kipchoge Keino (Ken) Edinburgh	(1)7/22
3:38.1	Dick Quax (NZ) Edinburgh, Scotland	(2)7/22
3:38.7	Francesco Arese (It) Barcelona, Sp	(1)6/ 3
3:38.8	Andre De Hertoghe (Belg) Blankenberge	1)8/15
3:38.8	Henryk Szordykowski (Pol) Warsaw	(1)9/12
3:39.0	Peter Stewart (GB) Warsaw, Pol	(2)9/12
3:39.2	Jurgen May (WG) Stuttgart, WG	(1)8/20
3:39.3	Gianni Del Buono (It) Milan, Italy	(2)7/ 1
3:39.6	Arne Kvalheim (Nor) Oslo, Norway	(1)8/26
3:39.9	*Marty Liquori (US/Vill) Milan, Italy	(3)7/ 1
3:40.0	Harald Norpoth (WG) Koblenz, WG	(1)6/24
3:40.3	Pavel Penkava (Czech) Prague, Cze	(1)9/18
3:40.5	Mikhail Zhelobovskiy (SU) Leningrad	(1)7/24
3:40.6	Brendan Foster (GB) Edinburgh	(3)7/22
3:40.6	Tom B. Hansen (Den) Stockholm, Swe	(2)7/29
3:40.7	Alfred Seyffarth (EG) Erfurt, EG	(1)8/30
3:40.8	Witold Baran (Pol) Warsaw, Poland	(2)6/27
3:40.9	Petr Blaha (Czech) Warsaw, Poland	(3)6/27
3:40.9	Bernd Exner (EG) Erfurt, EG	(2)8/30
3:40.9	Robert Lerborgne (Fr) Cologne, WG	(3)8/11
3:40.9	Norman Trerise (Can) Oslo, Norway	(4)8/ 5
3:41.0	Knut Kvalheim (Nor) Oslo, Norway	(2)8/26
3:41.0	Jerzy Maluski (Pol) Warsaw	(3)9/12
3:41.0	Pekka Vasala (Fin) Prague, Czech	(2)9/18
3:41.0	Walter Wilkinson (GB) Warsaw	(4)9/12
3:41.2*	*Roscoe Divine (US/Ore) Eugene, Ore	(1)6/ 5
3:41.2	John Whetton (GB) Edinburgh	(5)7/22
3:41.3	Frank Thome (WG) Munich, WG	(1)9/17
3:41.4	*Jere VanDyk (US/US Army) Leningrad	(2)7/24
3:41.4	Gilbert Van Manshoven (Belg) Cologne	(5)8/11
3:41.4	Mohamed Younis (Pak) Cologne, WG	(4)8/11
3:41.5	Michel Blondel (Fr) Colombes, Fr	(2)7/18
3:41.5	Klaus-Peter Justus (EG) London	(2)7/10
3:41.5	Ian Stewart (GB) London, Eng	(1)7/10
3:41.6	Frank Murphy (Eire/NYAC) Malmö	(3)8/19
3:41.7	Franz-Josef Kemper (WG) Blankenberge	2)8/15
3:41.9	Chris Fisher (Aus) Adelaide, Aus	(1)3/21
3:41.9	Jar-Ingvar Ohlsson (Swe) Sollentuna	(2)6/ 9
3:41.9	Emile Puttermans (Belg) Woluwe	(1)9/20
3:41.9	Bram Wassenaar (Holl) Milan, Italy	(5)7/ 1
3:42.0	Andrzej Kupczyk (Pol) Warsaw, Pol	(1)8/ 9
3:42.1*	De Villiers Lamprecht (S Afr) Stellenbch	(1)11/13
3:42.2	Ian McCafferty (GB) Edinburgh	(6)7/22
3:42.3	Andy Carter (GB) Cwmbran, Eng	(2)8/ 1

3:42.4	Rudi Simon (Belg) Eschweiler	(4)7/10
3:42.6	Vladimir Duda (Czech) Stara Boleslav	(1)8/19
3:42.6	Phil Thomas (GB) Edinburgh	(7)7/22
3:42.6	Matti Tuura (Fin) Leipzig, EG	(1)9/15
3:42.6	Eryk Zelazny (Pol) Warsaw, Poland	(3)6/19
3:42.7	Atanas Atanasov (Bul) Leipzig, EG	(2)9/15

ONE MILE

3:56.3	*Roscoe Divine (US/Ore) Eugene, Ore	(1)6/ 5
3:56.9	*Chuck LaBenz (US/Ariz St) Berkeley	(1)5/30
3:57.0	John Kirkbride (GB) London, Eng	(1)7/ 5
3:57.4	*Steve Prefontaine (US/Ore) Eugene	(2)6/ 5
3:57.4	Ian Stewart (GB) Edinburgh	(1)6/13
3:57.6	*Tom Von Ruden (US/P Coast) Toronto	(1)7/25
3:57.7	De Villiers Lamprecht (S Afr) Stellenbch	(1)11/13
3:57.7	John Whetton (GB) London, Eng	(2)7/ 5
3:57.8	Dick Quax (NZ) Auckland, NZ	(1)3/18
3:58.1	Walter Wilkinson (GB) London, Eng	(3)7/ 5
3:58.2	*Dave Wilborn (US/Ore TC) Eugene, Ore	(3)6/ 5
3:58.4	*John Mason (US/P Coast) Berkeley	(2)5/30
3:58.5	*Marty Liquori (US/Vill) Philadelphia	(1)5/30
3:58.7	Graham Crouch (Aus) Melbourne	(1)12/ 5
3:59.0	*Howell Michael (US/Wm&M) Phila	(2)5/30
3:59.0	Fanie Van Zijl (S Afr) Pretoria, S Afr	(1)3/17
3:59.0	*Dave Wottle (B Green St) Bloomington	(1)6/ 6
3:59.1	Norman Trerise (Can) Eugene, Ore	(4)6/ 5
3:59.2	Kipchoge Keino (Kenya) Dublin, Eire	(1)8/10
3:59.2	*John Lawson (US/P Coast) Berkeley	(3)5/30
3:59.2	*Rick Riley (US/Wash St) W L Angeles	(1)5/16
3:59.2	*Steve Savage (US/Ore) Eugene, Ore	(5)6/ 5
3:59.3	Frank Murphy (Eire/NYAC) Dublin	(2)8/10
3:59.4	Francesco Arese (It) Portland, Ore	(2)6/13
3:59.6	*Jim Crawford (US/unat) Modesto, Cal	(1)5/23
3:59.6	*Duncan MacDonald (US/Stan) W LA	(3)5/16
3:59.9	Chris Mason (GB/Vill) Philadelphia	(3)5/30
4:00.3	Gianni Del Buono (It) Edinburgh	(3)6/13
4:00.4	Phil Banning (GB) London, Eng	(2)9/ 5
4:00.4	*Hector Ortiz (US/Wn Ky) Bloomington	(2)6/ 6
4:00.5	Pavel Penkava (Czech) Stara Boleslav	(1)10/ 7
4:00.6	Ben Jipcho (Kenya) London, Eng	(4)7/ 5
4:00.6	Pekka Vasala (Fin) Helsinki, Fin	(1)8/24
4:00.7	*Mike McClendon (US/Ore TC) Eugene	(1)8/ 1
4:00.7	*Dennis Savage (US/Westmont) Eugene	(2)8/ 1
4:00.7	Adrian Weatherhead (GB) London	(5)7/ 5
4:00.8	*Keith Colburn (US/Harv) Philadelphia	(4)5/30
4:01.0	Andy Carter (GB) Motspur Park	(1)7/ 8
4:01.4	Ergas Leps (Can) Eagle Rock, Calif	(2)5/29
4:01.4	Rex Maddaford (NZ/En NM) Des Moin	(1)4/25
4:01.4	Matti Tuura (Fin) Helsinki, Fin	(2)8/24

4:01.4	*Jere VanDyk (US/US Army) E Rock	(1)5/29
4:01.5	*Jerry Richey (US/Pitt) Des Moines, Ia	(2)4/25
4:01.5	Ricky Wilde (GB) Stretford, Eng	(1)4/28
4:01.6	*Mike Mullins (US/UCLA) W L Angeles	(4)5/16
4:01.6	*Bob Rhen (US/Ore) Eugene, Ore	(6)6/ 5
4:01.6	Roy Young (GB) Motspur Park, Eng	(2)7/ 8
4:01.7	Tony Polhill (NZ) Whangarei, NZ	(1)2/19
4:01.7	Chris Stewart (GB) Motspur Park	(3)7/ 8

US Additions

1500 METERS

3:43.1	Howell Michael (Wm&M) Stuttgart	(2)7/15
3:44.9	Steve Prefontaine (Ore) Moscow	(1)7/26
3:45.0	John Lawson (P Coast) Villanova, Pa	(5)5/16
3:46.4	John Mason (P Coast) Tampere, Fin	(1)7/ 2
3:46.4	Rick Riley (Wash St) Moscow, SU	(3)7/26
3:47.0	Bill Reilly (NYAC) Malmö, Swe	(8)8/19
3:47.2	Tom Von Ruden (P Coast) Helsinki	(1)6/30

ONE MILE

4:01.8	Tom Morrow (Ore) Eugene, Ore	(7)6/ 5
4:02.2	Garry Bjorklund (Minn) Bloomington	(3)6/ 5
4:02.2	Greg Carlberg (Neb) Lawrence, Kans	(4)6/ 5
4:02.3	Wayne Jensen (Wyo) Salt Lake City	(1)5/16
4:02.7	John Baker (Md) Philadelphia, Pa	(5)5/30
4:02.8	Roy Shaw (Harv) Baton Rouge, La	(1)3/28
4:03.0	Bob Messina (S Diego St) Modesto	(5)5/23
4:03.1	Tim Danielson (S Diego St) Tempe, Ar	(1)4/ 4
4:03.1	Leonard Hilton (Houston) Baton Rouge	1)4/18
4:03.2	Bill Scobey (Humboldt St) Modesto	(6)5/23
4:03.5	Fred Cooper (Tex) Pasadena, Tex	(1)5/29
4:03.5	Tom Donahue (Manhattan) Philadelphia	6)5/30
4:03.5	Morgan Mosser (W Va) Des Moines, Ia	(6)6/20
4:03.6	Greg Fredericks (Penn St) Kent, Ohio	(1)4/18
4:03.7	Jim Johnson (Wash) Seattle, Wash	(2)5/ 9
4:03.8	Mike Solomon (Kans) Lawrence, Kans	(2)5/16
4:04.0	Jack Bacheler (Fla TC) Ft Lauderdale	(1)4/ 4
4:04.2	Art Dulong (H Cross) Chestnut Hill	(1)5/23
4:04.4	Lee LaBadie (Ill) Des Moines, Ia	(4)4/25
4:04.4h	Dave Prysieski (Ohio St) Des Moines	(3)6/18
4:04.4	Don Vandrey (Wisc) Bloomington, Ind	(2)5/16
4:04.6	Kerry Ellison (El Paso) Los Angeles	(1)16/ 6
4:04.7	Greg Nelson (Minn) Des Moines, Ia	(5)4/25
4:04.8	Bill Blewett (Okla) Pasadena, Tex	(3)5/29
4:04.8	Larry Conard (Pepp) Eagle Rock, Calif	(3)5/29
4:05.0	Bill Ripple (US Army) Eagle Rock	(4)5/29
4:05.1	Cliff West (Cal) West Los Angeles	(5)5/16

THREE MILES-5000 METERS

Stewart Splendid at Edinburgh

One race put Ian Stewart in the top position for the year. And what a race that Commonwealth Games final--he not only garnered the gold medal but also beat a sparkling field in a European record time. Despite a close loss to number-two-man Harald Norpoth in an international meet at Stockholm, Stewart amply proved his prowess and ranks first. Norpoth lost just once also, to Francesco Arese in a slow, tactical affair. Otherwise, he proved to be a most astute competitor, winning as the occasion dictated (such as fast against the US, slow in the European Cup final). Ian McCafferty and Kipchoge Keino, second and third behind Stewart in the Commonwealth, rate third and fourth. McCafferty actually came up with two fast races at Edinburgh. Keino really had only one fast race but that was in the biggest race of the year. Holding down fifth is the talented and inconsistent Dick Taylor, who might have ranked higher had he been "on" at Edinburgh. Kerry O'Brien was clever enough to beat world record holder Ron Clarke every time they met--even while performing brilliantly in the steeplechase. So O'Brien is sixth and Clarke eighth. Sandwiched between them is Jean Wadoux, who ran well until he "forced his talent" (as the French say) in a suicidal record attempt. (Curiously, two of his three races came in the same unlikely place,


Oulu, in northern Finland.) East German Gert Eisenberg won his national title and beat the Soviets and Poles (with a 54-second last lap) to rank ninth ahead of Briton Allan Rushmer. Both had on and off days but Rushmer's biggest day--again at Edinburgh--wasn't enough to displace the East German.

1. IAN STEWART (Great Britain)	dnf	(-) Addis Ababa	4/11
13:55.6 (1) Cardiff	5/16	14:25.6 (1) Ken Comm Trials	5/30
13:47.8 (1) Edinburgh	6/ 6	13:27.6 (3) Commonwealth G	7/25
13:35.8 (2) Stockholm	7/ 1	14:05.0 (1) East African Ch	8/29
13:22.8 (1) Commonwealth G	7/25	5. DICK TAYLOR (Great Britain)	
2. HARALD NORPOTH (West Germany)			
13:35.6 (1) Stockholm	7/ 1	13:54.8 (1) Keele	5/ 9
13:34.6 (1) v US	7/16	13:44.0 (2) Zauli Mem	5/16
14:17.6 (2) EC sf (Sarajevo)	8/ 2	13:26.2 (1) Edinburgh	6/13
13:53.6 (1) W German Ch	8/ 9	13:59.2 (2) Helsinki	6/30
14:25.4 (1) European Cup	8/30	13:33.8 (6) Commonwealth G	7/25
3. IAN MCCAFFERTY (Great Britain)			
13:29.6 (2) Edinburgh	6/13	13:54.2 (1) Adelaide	1/10
13:56.6 (1) v East Germany	7/10	13:46.0 (1) Adelaide	3/ 7
13:23.4 (2) Commonwealth G	7/25	13:37.2 (1) Melbourne	3/12
4. KIPCHOGHE KEINO (Kenya)			
14:01.2 (1) Christchurch	3/22	13:56.6 (2) Australian AAU	3/22
14:06.0 (1) Abidjan	4/ 4	13:42.2 (1) Compton Inv	6/ 6
		13:11.0y (1) Rose Fest	6/13
		13:42.2 (1) Vasteras	6/23

INCOMPARABLE for Safety * Economy * Durability



Joyal Olympica Spring Hurdle — College Model JSH-59



Practice position — self-righting



Folded for storage

JOYAL OLYMPICA SPRING HURDLES

Official adjustable L-Type hurdles

SAFE

- Maximum spacing between crossbar and cross member for greatest safety.
- Soft pine or larch crossbars, 41"-47" wide, full thickness, to minimize splintering if broken. Painted white with black cross-hatching. No projecting nuts or bolts.

DURABLE, LONG-LASTING

- Heavy-duty welded construction to assure proper alignment and long life.
- Plated tubing. Electro-galvanized to rust-proof, then painted for extra beauty. All hurdles are available in silver, black, red or blue.

ECONOMICAL

- Top quality hurdles at prices to fit your budget.

EASY TO USE AND STORE

- Hurdles may be run from either direction, safely. Self-righting for practice (hurdle gate springs automatically back to upright position if struck—2 lb. resistance). Also completely official for senior high school or collegiate competition. Meet all requirements of NCAA rule 28. 8-lb. pressure for competition.
- Instant adjusting and securing to 30", 36", 39", and 42"—quickly, easily. Can be carried at all heights. Lifetime guarantee for catch releases.
- Fold flat for storage or stack in upright position.

Specify color or finish desired.

College Model with ADJUSTABLE WEIGHTS

Ship. wt. 27¾ lbs.		
Plated finish only	JSH-59	\$22.94 each
Enamel finish on plating	JSH-C-P	24.15 each
With automatic catches	JSH-C-A	27.17 each

High School Model with FIXED WEIGHTS

Ship. wt. 26½ lbs.		
Senior-plated finish	JSH-59	\$21.84 each
Enamel finish on plating	JSH-H	22.94 each
With automatic catches	JSH-H-A	25.96 each

42" shipped unless otherwise specified.


Order from: PALO ALTO WELDING CO., Dept. T, 5032 W. State Street, Boise, Idaho 83703




Take a look at our track record.


Fifteen new world records were established on Tartan Brand Surfacing in Olympic Games Competition.

During its first Olympic Games test in Mexico City in 1968, 15 new world records were established on Tartan Brand Surfacing and two others were equalled. And of the 36 events on the Olympic calendar, 26 produced either world or Olympic records. Tartan is the "track of the future" that's here today. Provides a consistent running surface come rain or shine. Never changes its feel . . . never gets rutted or shows spike



marks . . . never causes shin splints. Stays smooth, non-skid and uniformly resilient. You'll find Tartan Brand Surfacing used world-wide . . . from Winnipeg to Warsaw . . . wherever top performance is called for. Isn't it the type of material you'd like on your track? Write on your letterhead to: R&A 224-5E, 3M Co., St. Paul, Minn. 55101.

We know recreational  **surfacing inside and out.**



Britain's Stewarts are quite a group of runners—and only two are related. (Left) Lachie pulled off one of the year's distance running surprises by beating Ron Clarke for the Commonwealth 10,000-meter title. /Ed Lacey/ (Right) Ian also starred at Edinburgh, winning a fast, competitive 5000-meters in a European record 13:22.8 clocking. /Lacey/

(Above) Ian's older brother Peter was nearly as much a record-breaker as his brother, setting British records in the 1500 (3:39.0) and two-mile (8:26.8). /Lacey/ (Right) The fourth running Stewart is Chris, who won the British 5000 title here with 13:49.6 and won three international meets over the same distance. /Mark Shearman/

13:52.2 (1) Gavle	7/ 6
13:47.2 (1) Uddevalla	7/27
7. JEAN WADOUX (France)	
13:46.6 (1) v Finland	6/28
13:28.0 (1) v US	7/ 8
dnf (-) Oulu	8/ 5
8. RON CLARKE (Australia)	
14:04.6 (1) Melbourne	1/21

13:30.0y (1) Melbourne	1/31
13:51.6y (1) Melbourne	2/21
13:56.8 (2) Melbourne	3/12
14:05.0 (3) Australian AAU	3/22
13:19.2y (2) Rose Fest	6/13
13:40.8 (1) Kusocinski Mem	6/20
13:45.2 (1) Vasteras	6/23
13:44.4 (3) Stockholm	7/ 1

13:52.6 (2) Gavle	7/ 6
13:32.4 (5) Commonwealth G	7/25
13:48.4 (2) Louvain	7/26
13:51.2 (4) Stockholm	7/29
9. GERT EISENBERG (East Germany)	
13:50.0 (1) Magdeburg	5/10
14:07.2 (1) Sofia	5/30
13:41.6 (1) E German Ch	7/ 5

14:14.2 (4) v Great Britain	7/11
14:25.6 (2) European Cup	8/30
13:40.6 (1) v S Union, Poland	9/27
10. ALLAN RUSHMER (Great Britain)	
13:37.0 (4) Edinburgh	6/13
13:29.8 (4) Commonwealth G	7/25
13:54.6 (4) AAA	8/ 8
13:55.4 (2) v Poland	9/13

World List

THREE MILES

13:11.0 Kerry O'Brien (Aus) Portland, Ore	(1)6/13
13:12.8 *Steve Prefontaine (US/Ore) Eugene	(1)4/25
13:13.0 *Jack Bachelier (US/Fla TC) Berkeley	(1)5/30
13:13.8 *Frank Shorter (US/Fla TC) Berkeley	(2)5/30
13:15.2* Arne Risa (Nor) Warsaw, Poland	(1)6/20
13:16.2* Mikko Ala-Leppilampi (Fin) Helsinki	(1)7/ 4
13:16.6 *Garry Bjorklund (US/Minn) Berkeley	(3)5/30
13:16.8* Arne Kvalheim (Nor) Oslo, Norway	(1)7/23
13:16.8* Juha Vaatainen (Fin) Helsinki, Fin	(2)7/ 4
13:19.2 Ron Clarke (Aus) Portland, Ore	(2)6/13
13:21.8 *Ken Moore (US/US Army) Portland	(3)6/13
13:22.0** Dick Buerkle (US/Vill) Los Angeles	(2)6/ 6
13:23.0** Eamon O'Reilly (US/Athens) Villanova	(3)5/23
13:23.4 Rex Maddaforad (NZ/En NM) Austin	(1)4/ 3
13:24.4 *Rick Riley (US/Wash St) Bakersfield	(2)6/26
13:25.0 *Gerry Lindgren (US/Cougar TC) Bksfld	(3)6/26
13:27.4* Stanislav Hoffman (Czech) St Boleslav	(1)10/ 7

5000 METERS

13:22.8 Ian Stewart (GB) Edinburgh	(1)7/25
13:23.4 Ian McCafferty (GB) Edinburgh	(2)7/25
13:26.2 Dick Taylor (GB) Edinburgh	(1)6/13
13:27.6 Kipchoke Keino (Ken) Edinburgh	(3)7/25
13:28.0 Jean Wadoux (Fr) Colombes, Fr	(1)7/ 8
13:29.8 Allan Rushmer (GB) Edinburgh	(4)7/25
13:32.4 Ron Clarke (Aus) Edinburgh	(5)7/25
13:34.6 Harald Norpoth (WG) Stuttgart, WG	(1)7/16
13:35.2 Mike Baxter (GB) Edinburgh	(3)6/13
13:37.2 Kerry O'Brien (Aus) Melbourne, Aus	(1)3/12
13:39.6 *Steve Prefontaine (US/Ore) Stuttgart	(2)7/16
13:40.2 Mikko Ala-Leppilampi (Fin) Helsinki	(1)8/24
13:40.6 Gert Eisenberg (EG) Erfurt, EG	(1)9/27
13:41.0 Mohamed Gamoudi (Tun) Rome, It	(1)5/16
13:41.0 Arne Risa (Nor) Warsaw, Pol	(2)6/20
13:41.8 Rashid Sharafyedinov (SU) Leningrad	(1)7/24
13:42.0 Dietmar Nagel (EG) Erfurt, EG	(2)7/ 5
13:42.4 Arne Kvalheim (Nor) Oslo, Norway	(1)7/23
13:42.4 *Frank Shorter (US/Fla TC) Colombes	(2)7/ 8
13:42.6 Edward Mleccko (Pol) Warsaw, Pol	(3)6/20
13:43.0 Lasse Viren (Fin) Helsinki, Fin	(2)8/24

13:43.2 Jurgen Haase (EG) Berlin, EG	(1)6/17
13:43.2 Juha Vaatainen (Fin) Helsinki, Fin	(2)6/ 4
13:43.4 Dick Quax (NZ) Edinburgh	(7)7/25
13:43.6 Vladimir Shashmurin (SU) Moscow, SU	(2)6/10
13:43.8 Wilfried Scholz (EG) Erfurt, EG	(3)7/ 5
13:44.2 Joachim Krebs (EG) Berlin, EG	(3)6/17
13:44.4 Aleksandr Morozov (SU) Moscow, SU	(3)6/10
13:44.6 Kipkemo Arap Ngeno (Ken) Edinburgh	(8)7/25
13:44.6 Rene Jourdan (Fr) Colombes, Fr	(1)7/19
13:44.6 Dane Korica (Yug) Stockholm, Swe	(1)7/29
13:44.6 Rauno Mattila (Fin) Imatrankoski	(1)8/31
13:44.6 Bob Finlay (Can) Edinburgh	(9)7/25
13:45.2 Henryk Szordykowski (Pol) Erfurt, EG	(2)9/27
13:45.6 Gerhard Seibt (EG) Berlin, EG	(4)6/17
13:45.8 Yuriy Aleksashin (SU) Moscow, SU	(4)6/10
13:45.8 Noel Tijou (Fr) Colombes, Fr	(2)7/19
13:46.0 Seppo Tuominen (Fin) Helsinki, Fin	(4)8/24
13:46.2 *Jack Bachelier (US/Fla TC) Villanova	(1)5/16
13:46.2 *Ken Moore (US/US Army) Stockholm	(2)7/29
13:46.6 Jean Le Vaillant (Fr) Colombes, Fr	(3)7/19
13:46.8 Maris Gailis (SU) Moscow, SU	(5)6/10
13:46.8 Nikolay Puklakov (SU) Erfurt, EG	(3)9/27
13:46.8 Witold Baran (Pol) Warsaw, Pol	(4)6/20
13:47.0 *Eamon O'Reilly (US/Athens) Villanova	(3)5/16
13:47.0 Emile Puttemans (Belg) Blankenberge	(1)8/15
13:47.2 Nikolay Sviridov (SU) Moscow, SU	(6)6/10
13:47.4 Yuriy Ribachenko (SU) Moscow, SU	(7)6/10
13:47.6 Leonid Mikityenko (SU) Minsk, SU	(1)9/14
13:47.8 Michel Bernard (Fr) Colombes, Fr	(4)7/19
13:47.8 *Dick Buerkle (US/Vill) Los Angeles	(2)6/ 6
13:47.8 Lachie Stewart (GB) Edinburgh	(5)6/13
13:48.0 Jean-Yves Le Flohic (Fr) Colombes	(5)7/19

US Additions

THREE MILES

13:28.0 Don Kardong (Stan) Des Moines, Ia	(4)6/20
13:28.6* John Kennedy (Strid) Los Angeles	(5)6/ 6
13:29.4 Tarry Harrison (Strid) Bakersfield	(7)6/20
13:30.0 Greg Fredericks (Penn St) Des Moines	(5)6/20
13:31.0 Pete Morales (Baylor) Des Moines, Ia	(3)4/24
13:31.8 John Lawson (P Coast) Portland, Ore	(4)6/13
13:32.0 Ole Oleson (Sn Cal) W Los Angeles	(2)5/16

5000 METERS

13:49.4 Bill Reilly (NYAC) Helsinki, Fin	(5)8/24
13:57.0 John Kennedy (Strid) Los Angeles	(5)6/ 6
13:58.4 Gerry Lindgren (Cougar TC) Modesto	(1)5/23
13:58.8 Tarry Harrison (Strid) Los Angeles	(6)6/ 6
14:05.0 Jerry Jobski (P Coast) Los Angeles	(9)6/ 6
14:13.2 Garry Bjorklund (Minn) Leningrad	(5)7/24
14:17.6 Ray Hughes (Strid) Los Angeles	(1)16/ 6
14:17.8 Ron Pettigrew (Strid) Modesto, Calif	(6)5/23

MIDDLE DISTANCES Odd Events Provide Diversion

With the three-mile virtually standard in US college competition, the two-mile has been relegated more and more to early-season and invitational meet status, to be run as a kind of respite from the 12-lap event. US leader Jack Bachelier got his mark at the Florida Relays in late March. Collegiate pacer Ron Stonitsch turned in his at the Penn Relays a month later. While the quality of US performances wasn't what it has been, the quantity is still fairly high as 56 men bettered nine minutes. But it was left for non-Americans to claim eight of the top 10 world times, with Kip Keino leading. England's Peter Stewart became the 11th to break 8:30, in that same race.

The "odd" metric distances serve the same diversion for world run-

ners as the two-mile does for Americans. Italian 800-meter/1500-meter star Francesco Arese turned in probably the top performance over these lesser-run distances when he covered 1000-meters in 2:16.9, sixth-fastest in history. Besides leading the two-mile, Kip Keino also produced a world-pacing 2000-meters of 5:05.2, a Commonwealth record. Yugoslav Dane Korica, Soviet Mikhail Zhelobovskiy and Belgian Andre De Hertoghe weren't far behind however. East German Bernd Dinessner paced the 3000-meters, his time being the eighth-fastest in history.

Americans fared pretty well at these distances too. Tom Von Ruden first altered the American 1000-yard mark to 2:06.2 at South Lake Tahoe. Later he lowered the 1000-meter mark to 2:19.0--and ran 2:06.3 for yards along the way. While touring Europe, Marty Liquori established a collegiate record over 2000-meters and missed the American record by one second. Also on the continent, steeplechaser Bill Reilly tried his hand at the flat 3000-meters and missed the American record by only eight-tenths.

1000 METERS

2:16.9	Francesco Arese (Italy) Turin, Italy	(1)10/11
2:19.0	*Tom Von Ruden (US/P Coast) SL Tah	(1)7/18
2:19.4	Jozef Plachy (Czech) Kosice, Czech	(1)10/ 4
2:20.2	Andrzej Kupczyk (Pol) Kosice, Czech	(2)10/ 4
2:20.8	Ralph Doubell (Aus) Melbourne	(1)3/12
2:20.8	*John Mason (US/P Coast) Formia, It	(1)5/ 7
2:21.1	Robert Ouku (Kenya) Formia, Italy	(2)5/ 7
2:21.1	Mohamed Younis (Pak) Aachen, WG	(1)8/13
2:21.2	Tomas Jungwirth (Czech) Formia, It	(3)5/ 7
2:21.2	Stanislav Meshcherskikh (SU) Svdlovsk	(1)9/20
2:21.3	Jean-Pierre Dufresne (Fr) St Maur, Fr	(1)6/ 3
2:21.9	Joze Medjimurec (Yug) Formia, Italy	(4)5/ 7
2:22.0	Franz-Josef Kemper (WG) Dormagen	(1)7/18
2:22.0	Pavel Penkava (Czech) Liberec, Czech	(1)8/11
2:22.0	Pierre Toussaint (Fr) St Maur, France	(2)6/ 3
2:22.1	Guy Fontaine (Fr) St Maur, France	(3)6/ 3
2:22.2	Harald Norpoth (WG) Dormagen, WG	(2)7/18

2000 METERS

5:05.2	Kipchoge Keino (Kenya) Leicester, Eng	(1)9/26
5:05.6	Dane Korica (Yug) Belgrade, Yugo	(1)9/30
5:05.6	Mikhail Zhelobovskiy (SU) Minsk, SU	(1)5/17
5:05.8	Andre De Hertoghe (Belg) Louvain	(1)7/26
5:08.2	Gilbert Van Manshoven (Bel) Louvain	(2)7/26
5:08.4	*Marty Liquori (US/VIII) Louvain	(3)7/26
5:08.8	Matti Tuura (Fin) Turku, Fin	(1)9/ 9
5:11.0	Phil Banning (GB) Leicester, Eng	(2)9/26
5:12.6	Toni Feldmann (Switz) Zug	(1)9/27
5:12.6	Andy Holden (GB) Leicester, Eng	(3)9/26
5:13.4	Javier Alvarez (Sp) Vigo	(1)6/14
5:13.8	Kerry O'Brien (Aus) Rjukan	(1)6/27
5:14.8	Ron Clarke (Aus) Rjukan	(2)6/27
5:15.0*	Jean Wadoux (Fr) Cologne, WG	(1)8/11
5:16.2	Max Grutter (Switz) Zug	(2)9/27
5:16.4	Armando Scozzari (It) Milan	(1)4/18
5:16.6	Rune Holmen (Fin) Turku, Finland	(3)9/ 9
5:16.6	Pekka Paivarinta (Fin) Turku, Fin	(2)9/ 9
5:17.0	Francesco Valenti (It) Milan	(2)4/18

3000 METERS

7:49.4	Bernd Diessner (EG) Potsdam, EG	(1)6/ 3
--------	---------------------------------	---------

SIX MILES-10,000 METERS

Young Bedford, Shorter Impress

Thanks to brilliant performances by two young runners, this was one of the most difficult events to rank. Both Dave Bedford of Britain and Frank Shorter of the US were undefeated, recorded fast and impressive times, beat top-flight athletes and won important races. However, Bedford finally got the number-one spot on the strength of winning his national title against top opposition and then posting the year's fastest time in a subsequent international match. Shorter's year was no less superb, however. Another Briton, Lachie Stewart, takes third; his magnificent Commonwealth victory was partially counterbalanced by a poor showing in his European Cup semi-final race. Fourth-place Ron Clarke ended a career that was virtually beyond description with a fast (but alas non-winning) effort in the Commonwealth and then lost to Shorter and others in his last race. As in the 5000, Dick Taylor is fifth, largely due to his bronze in the Edinburgh final. Veteran Jurgen Haase had a balanced sheet--two big wins and two big failures--and ranks sixth ahead of Britain's Roger Matthews who beat Taylor once and then ran well in Bedford's big race against Poland. Three more Europeans fill out the remaining spots. East Germany's Gert Eisenberg scored a victory against distance-strong Britain with a quick time--but against none of the ranked Britishers. West German Lutz Philipp got his seasonal best while defeating old champ Gaston Roelants of Belgium. Gaston himself scored victories in two internationals.



Britain's Dave Bedford moved to third all-time with his 28:06.2 10,000 and here won the British title with 28:26.4. And the world leader's exploits came at the age of 20. /Ed Lacey/

Two more of Britain's talent-laden distance corps battle here. Roger Matthews (12) ranks seventh and Dick Taylor (rear) fifth. /Lacey/

7:49.6	Harald Norpoth (WG) Cologne, WG	(1)8/11
7:50.2*	Kipchoge Keino (Kenya) London, Eng	(1)9/ 5
7:50.8	Kerry O'Brien (Aus) Cologne, WG	(2)8/11
7:51.8	Emile Puttemans (Belg) Cologne, WG	(3)8/11
7:54.0	Wolfgang Falke (WG) Cologne, WG	(4)8/11
7:54.8	Gert Eisenberg (EG) Potsdam, EG	(2)6/ 3
7:54.8	Arne Kvalheim (Nor) Oslo, Norway	(1)8/ 6
7:55.0	*Bill Reilly (US/NYAC) Cologne, WG	(5)8/11
7:55.2*	Peter Stewart (GB) London, Eng	(2)9/ 5
7:55.8	Ricky Wilde (GB) Oslo, Norway	(2)8/ 6
7:56.4	Jean Wadoux (Fr) Epinal, Fr	(1)5/17
7:57.0	Gianni Del Buono (It) Cologne, WG	(6)8/11
7:57.8*	Brendan Foster (GB) London, Eng	(2)7/ 5
7:57.8	Mariano Haro (Sp) Cologne, WG	(8)8/11
7:57.8	*Frank Shorter (US/Fla TC) Cologne	(7)8/11
7:58.2	Dave Bedford (GB) London, Eng	(1)8/29
7:58.4	Noël Tijou (Fr) St Maur, Fr	(1)6/ 3
7:58.8	Francesco Arese (It) Malmo, Swe	(2)8/19
7:59.2*	Allan Rushmer (GB) London, Eng	(4)9/ 5
7:59.6	Roland Brehmer (Pol) Katowice, Pol	(1)7/12
7:59.8	Ian Stewart (GB) Leicester, Eng	(1)5/25
8:00.2	Mikko Ala-Leppilampi (Fin) Vuosaari	(1)7/27

TWO MILES

8:25.4	Kipchoge Keino (Kenya) London, Eng	(1)9/ 5
8:26.8	Peter Stewart (GB) London, Eng	(2)9/ 5
8:30.0	Emile Puttemans (Belg) London, Eng	(3)9/ 5
8:30.8	Brendan Foster (GB) London, Eng	(2)7/ 5
8:33.0	Allan Rushmer (GB) London, Eng	(4)9/ 5
8:34.2	*Jack Bachelor (US/Fla TC) Gainesville	(1)3/27
8:34.8	Alan Blinston (GB) London, Eng	(4)7/ 5
8:35.8	Trevor Wright (GB) London, Eng	(5)9/ 5
8:38.8	*Ron Stonitsch (US/CW Post) Philadlpha	(1)4/25
8:39.6	Dick Newble (GB) London, Eng	(6)7/ 5

US Additions

3000 METERS

8:09.6	Ken Moore (US Army) Malmo, Swe	(9)8/19
8:15.6	Phil Ritson (Cornell) London, Eng	(1)6/11

TWO MILES

8:40.0	Steve Prefontaine (Ore) Fresno, Calif	(1)3/21
8:41.4	Gerry Lindgren (Cougar TC) Orange	(2)6/20

1. DAVE BEDFORD (Great Britain)		
28:26.4 (1) AAA	8/ 7	
28:06.2 (1) v Poland	9/12	
2. FRANK SHORTER (US/Florida TC)		
28:24.0y (1) Drake Rlys	4/25	
27:24.0y (1t) AAU	6/27	
28:22.8 (1) v Soviet Union	7/23	
28:32.6 (1) Oslo (27:42.6y*)	8/ 5	
3. LACHIE STEWART (Great Britain)		
28:33.4 (1) Edinburgh	6/ 5	
28:11.8 (1) Commonwealth G	7/18	
29:59.4 (5) EC sf (Zurich)	8/ 1	
4. RON CLARKE (Australia)		
28:24.4y (1) Melbourne	2/26	
29:26.0 (1) Australian AAU	3/20	
28:43.8 (1) Stockholm	7/ 2	
28:13.4 (2) Commonwealth G	7/18	
29:00.4 (6) Oslo (28:04.0y*)	8/ 5	
5. DICK TAYLOR (Great Britain)		
29:05.0 (2) Leicester	6/ 6	
28:15.4 (3) Commonwealth G	7/18	
6. JURGEN HAASE (East Germany)		
dnf (-) Moscow	6/11	
28:26.0 (1) E German Ch	7/ 3	
28:26.8 (1) European Cup	8/29	
29:26.8 (5) v S Union, Poland	9/26	
7. ROGER MATTHEWS (Great Britain)		
28:59.8 (1) Leicester	6/ 6	
28:21.4 (4) Commonwealth G	7/18	
28:35.4 (2) v Poland	9/12	
8. GERT EISENBERG (East Germany)		
28:43.8 (1) Warsaw	5/ 1	
29:15.6 (1) Erfurt	6/10	
28:27.0 (1) v Great Britain	7/10	
9. LUTZ PHILIPP (West Germany)		
28:23.4 (1) Koblenz	6/24	
28:55.8 (3) v US	7/15	
10. GASTON ROELANTS (Belgium)		
29:40.2 (1) v Switzerland, Neth	6/ 7	
28:25.4 (2) Koblenz	6/24	
30:04.2 (4) Stockholm (inj)	7/ 2	
28:37.2 (1) Sodertalje	9/26	

World List

SIX MILES

27:24.0	*Jack Bacheler (US/Fla TC) Bakersfield (1t)6/27
27:24.0	*Frank Shorter (US/Fla TC) Bakersfield (1t)6/27
27:30.0	*Garry Bjorklund (US/Minn) Bakersfield (3)6/27
27:40.0	Jerome Drayton (Can) Toronto, Ont (1)5/23
27:42.6	Mariano Haro (Sp) Oslo, Norway (2)8/ 5
27:51.2	Tsugumichi Suzuki (Jap) Oslo, Nor (3)8/ 5
27:51.4	Nedo Farcic (Yug) Oslo, Norway (4)8/ 5
27:54.4	*Ken Moore (US/US Army) Bakersfield (4)6/27
27:57.6	*Bob Bertelsen (US/Ohio U) Des Moines (1)6/19
28:02.0	Seppo Tuominen (Fin) Helsinki, Fin (-)7/ 1
28:04.0	Ron Clarke (Aus) Oslo, Norway (6)8/ 5
28:05.8	*Gerry Lindgren (US/Cougar TC) Bksfld (5)6/27
28:09.4	Arne Risa (Nor) Kristiansand, Nor (1)8/16

10,000 METERS

28:06.2	Dave Bedford (GB) Warsaw, Pol (1)9/12
28:11.8	Lachie Stewart (GB) Edinburgh (1)7/18
28:13.4	Ron Clarke (Aus) Edinburgh (2)7/18
28:15.4	Dick Taylor (GB) Edinburgh (3)7/18
28:19.6	Juha Vaatainen (Fin) Oulu, Fin (1)6/27
28:21.4	Roger Matthews (GB) Edinburgh (4)7/18
28:22.0	Jurgen Busch (EG) Berlin, EG (1)9/ 6
28:22.8	*Frank Shorter (US/Fla TC) Leningrad (1)7/23
28:23.4	Lutz Philipp (WG) Koblenz, WG (1)6/24
28:25.4	Gaston Roelants (Belg) Koblenz, WG (2)6/24
28:25.8	Jerome Drayton (Can) Hamilton, Ont (1)6/19
28:26.0	Jurgen Haase (EG) Erfurt, EG (1)7/ 3
28:27.0	Gert Eisenberg (EG) London, Eng (1)7/10
28:27.6	John Caine (GB) Edinburgh (5)7/18
28:28.0	Gerhard Seibt (EG) Erfurt, EG (2)7/ 3
28:29.0	Manfred Letzerich (WG) Koblenz (3)6/24
28:29.2	Nikolay Sviridov (SU) Stockholm, Swe (2)8/29
28:31.4	Trevor Wright (GB) London, Eng (2)6/10
28:31.4	Kipkemo Arap Ngeno (Ken) Edinburgh (6)7/18
28:34.2	Mariano Haro (Sp) Oslo, Norway (2)8/ 5
28:38.0	Joachim Liess (WG) Koblenz, WG (4)6/24
28:40.0	Ron Hill (GB) London, Eng (3)7/10
28:40.0	Joachim Krebs (EG) Erfurt, EG (1)6/10
28:40.4	Bob Holt (GB) London, Eng (3)8/ 3
28:40.4	Hans Munzinger (WG) Koblenz, WG (5)6/24

28:42.0	Dick Wedlock (GB) Edinburgh (2)6/ 5
28:42.8	Philip Ndoou (Ken) Edinburgh (7)7/18
28:43.4	Kerry O'Brien (Aus) Edinburgh (8)7/18
28:44.0	John Stephen (Tanz) Edinburgh (9)7/18
28:44.6	Tsugumichi Suzuki (Jap) Oslo, Nor (3)8/ 5
28:45.8	Nedo Farcic (Yug) Oslo, Norway (4)8/ 5
28:47.6	*Ken Moore (US/US Army) Colombes (1)7/ 9
28:47.8	Tim Johnston (GB) London, Eng (4)8/ 7
28:47.8	Abdelkadar Zaddam (Tun) Stockholm (2)7/ 2
28:49.2	Lajos Mecsner (Hun) Ozd (1)5/ 1
28:49.2	Arne Risa (Nor) Skovde, Swe (1)6/26
28:49.4	Edward Mleczo (Pol) Warsaw, Pol (2)5/ 1
28:49.4	Noel Tijou (Fr) Colombes, Fr (2)7/ 9
28:49.6	Jens Wollenberg (WG) Koblenz, WG (6)6/24
28:49.8	Rene Jourdan (Fr) Colombes, Fr (3)7/ 9
28:50.4	*Garry Bjorklund (US/Minn) Colombes (4)7/ 9
28:51.4	Leonid Mikityenko (SU) Leningrad (3)7/23
28:51.6	Pavel Andreyev (SU) Lvov, SU (1)5/19
28:51.8	Bernard Plain (GB) Edinburgh (1)17/18
28:51.8	Seppo Tuominen (Fin) Warsaw, Pol (4)5/ 1
28:52.2	Rashid Sharafytdinov (SU) Moscow (1)6/11
28:53.6	Vladimir Shashmurin (SU) Helsinki (1)7/ 1
28:53.8	Javier Alvarez (Sp) La Coruna, Sp (1)4/12
28:54.8	Kazimierz Podolak (Pol) Erfurt, EG (3)9/26
28:55.0	Mike Tagg (GB) London, Eng (5)8/ 7

US Additions

SIX MILES

28:19.8	Jon Anderson (Cornell) Des Moines, Ia (3)6/19
28:34.8	Dick Buerkle (Vill) Philadelphia, Pa (1)5/29
28:36.6	Jerry Jobski (P Coast) San Diego, Calif (1)3/28
28:36.8	Fred Ritcherson (Sn Cal) Des Moines (4)6/19
28:37.4	Ray Hughes (Strid) Eagle Rock, Calif (1)5/29
28:39.4	Bill Clark (unat) Bakersfield, Calif (7)6/27
28:41.0	Ron Stonitsch (CW Post) Des Moines (5)6/19
28:43.8	Tom Hoffman (Kegonsa TC) Bakersfield (9)6/27
28:44.0	Eamon O'Reilly (Athens) Washington (1)5/31
28:44.2	Rick Riley (Wash St) Des Moines, Ia (6)6/19
28:52.2	John Cragg (St John's/Minn) St Paul (2)6/12
28:52.6	Oscar Mieroe (Sn III TC) Lawrence (2)4/16
28:52.8	Hartzell Alpizar (UCLA) W L Angeles (1)3/14
28:53.4	Mark Covert (LA Valley JC) Eagle Rock (2)5/29

28:55.0	Grant Colehour (UCTC) Knoxville (1)4/18
28:56.0	Art Dulong (H Cross) Philadelphia, Pa (4)5/29
28:56.4	John Collet (DePaul) Des Moines, Ia (9)6/19
28:57.4	Ken Howse (III) Des Moines, Ia (10)6/19
29:01.8	John Vitale (Conn) Philadelphia, Pa (5)5/29
29:02.6	Greg Brock (Stan) Des Moines, Ia (13)6/19
29:02.6	Gary Harris (Wn Mich) Des Moines, Ia (12)6/19
29:05.0	Jeff Galloway (Atlanta TC) Knoxville (2)4/18
29:06.6	Sid Sink (B Green St) Bowling Green (1)5/29
29:06.8	Craig Runyan (Colo TC) Lawrence (3)4/16
29:07.8	John Jones (Air Force) Des Moines, Ia (15)6/19
29:08.6	Phil Camp (Strid) Eagle Rock, Calif (3)5/29
29:12.2	Dennis McGuire (Iowa St) Lawrence (4)4/16
29:13.4	John Loeschorn (USAF) Eagle Rock (4)5/29
29:15.0	Rich Woelk (Strid) Eagle Rock, Calif (5)5/29
29:16.6	Herb Lorenz (Penn AC) Philadelphia (1)6/ 7
29:17.6	Jerome Liebenberg (Wn Mich) Oxford (3)5/22
29:20.0	*Bill Scobey (Humboldt St) Mill Valley (1)8/15
29:20.2	Dave Wilborn (Ore TC) Eugene, Ore (1)12/12
29:21.0	Alvin Penka (Ft Hays St) Lawrence (5)4/16
29:21.6	Dave Chesebrough (Pitt) Philadelphia (6)5/29
29:27.0	Mike Mittelstaedt (Quantic) Bakersfield (14)6/27
29:28.0	Tracy Elliott (B Green St) Oxford, O (4)5/22
29:30.4	John Bennett (Wn Mich) Oxford, Ohio (5)5/22
29:32.2	Charlie Messenger (USAF) Des Moines (6)4/25
29:36.0	Wes Crist (Colo St) Lawrence, Kans (9)4/18
29:36.2	Doug Beck (Wartburg) St Paul, Minn (4)6/12
29:38.8	Matt Chadwick (Penn St) Lawrence, Pa (1)5/16
29:38.8	Jeff Marsee (Sn Cal) Eagle Rock, Calif (6)5/29
29:39.4	Doug Rustad (WVTC) San Jose, Calif (1)5/ 2
29:39.6	Vic Nelson (Ky) Des Moines (18)6/19
29:42.8	Tom Hopkins (SWN La) St Paul, Minn (5)6/12

10,000 METERS

29:33.8	Rick Riley (Wash St) Stuttgart, WG (4)7/15
29:39.0	Mike Mittelstaedt (Quantic) Viareggio (4)6/12
29:41.2	Charlie Messenger (USAF) Viareggio (5)6/12
29:41.6	Eamon O'Reilly (Athens) Washington (1)5/31
29:44.2	John Loeschorn (USAF) Viareggio, It (6)6/12
29:51.6	Larry Blancett (US Army) Nuremberg (1)9/24
30:14.2	Dick Buerkle (unat) Turin, Italy (8)9/ 2
30:21.8	Bill Clark (unat) Quantic, Va (1)5/ 2
30:25.6	Bob Bertelsen (Ohio U) Turin, It (1)19/ 2
30:35.0	Dick Spurling (Conn) Quantic, Va (2)5/ 2
30:37.8	Ray Hughes (Strid) Walnut, Calif (1)4/25

3000 METER STEEPCHASE

Only A Fall Spoils 70 for O'Brien

So often an athlete's season can be proliferated with "ifs": "IF he had won this race..."; "IF he hadn't lost to that man...". In the case of Kerry O'Brien, it was "IF he hadn't tripped on the barrier of the penultimate water jump of the Commonwealth final, he most likely would have won and very likely could have been world athlete of the year". However, the compilers never consider positively any "if" situations. But for that one monumental mishap, O'Brien was flawless and rates first anyway. His set of marks, his victories over top Europeans and his world record are enough to justify his top ranking. He is rated ahead of the man who beat him at Edinburgh, Tony Manning--that victory virtually putting him second when he otherwise might not have even ranked. Mikhail Zhelev of Bulgaria, 1969 leader, was again the top European. His only defeat can well be discarded as he and Soviet Vladimir Dudin apparently purposely tied in the US match after working together to defeat the Americans. Dudin had a flawless record up to and including the European Cup final but then tailed off in his national meet. Jean-Paul Villain was a consistent performer and bowed, like other top Frenchmen, only in the Stockholm meet. The Kenyan duo of Ben Jipcho and Amos Biwott showed their stuff at Edinburgh--especially Jipcho, the former 1500 man who paced Kip Keino to his Olympic 1500 win--to rank ahead of Soviet Romualdas Bite who defeated Dudin in the Soviet title meet. Late-comer Kazimierz Maranda matched Zdzislaw Krzyzskowiak's Polish (and former world) record and takes ninth ahead of Stale Engen, the best of a good trio of Norwegians.

1. KERRY O'BRIEN (Australia)	dnf	(-) Comm G (fell)	7/23
8:32.0 (1) Adelaide	2/28	8:29.2 (1) Stockholm	7/29
8:34.4 (1) Australian AAU	3/21	8:31.2 (1) Bislett Gms	8/ 5
8:29.4 (1) Stockholm	7/ 2	2. TONY MANNING (Australia)	
8:22.0 (1) W Berlin	7/ 4	8:38.8 (1) Sydney	2/22
8:41.2 h(2) Commonwealth G	7/22	8:26.2 (1) Commonwealth G	7/23

3. MIKHAIL ZHELEV (Bulgaria)		7. AMOS BIWOTT (Kenya)	
8:38.8 (1) Ostrava	5/28	9:07.8 (1) Nyeri	2/ 1
8:35.0 (1) Sofia	5/31	9:08.6 (1) Bungoma	2/28
8:40.4 (1) v Poland	6/13	8:37.6 (3) Zauli Mem	5/16
8:36.4 (1) Bulgarian Ch	6/28	9:14.2 (2) Ken Comm Trials	5/30
8:35.4 (2) US v Soviet Union	7/24	8:37.0 h(1) Commonwealth G	7/22
8:29.4 (1) EC sf (Sarajevo)	8/ 2	8:30.8 (3) Commonwealth G	7/23
8:47.4 (1) Balkan Gms	8/15	8:50.4 (2) Kenyan Ch	8/22
8:32.6 (1) Universiade	9/ 5	8:49.8 (2) East African Ch	8/29
8:43.2 (1) v EG, Finland	9/16	8. ROMUALDAS BITE (Soviet Union)	
8:43.2 (1) Varna	9/27	8:33.6 (3) Moscow	6/10
8:56.8 (1) Sofia	10/18	8:39.2 (2) Znamenskiy Mem	7/ 3
4. VLADIMIR DUDIN (Soviet Union)		8:36.0 (3) v US	7/24
8:37.6 (1) Znamenskiy Mem	7/ 3	8:48.4 (4) EC sf (Zurich)	8/ 2
8:35.4 (1) v US	7/24	8:49.4 (1) Vilnius	8/24
8:31.6 (1) European Cup	8/30	8:35.4 (1) Soviet Union Ch	9/13
8:49.2 (5) Soviet Union Ch	9/13	8:33.8 (1) v E Ger, Poland	9/27
8:35.0 (2) v EG, Poland	9/27	8:54.6 (1) Alusta	10/29
8:41.6 (1) Lvov	10/22	9. KAZIMIERZ MARANDA (Poland)	
5. JEAN-PAUL VILLAIN (France)		8:41.8 (5) Zauli Mem	5/16
8:35.4 (2) Zauli Mem	5/16	8:53.2 (2) v Bulgaria	6/13
8:45.6 (1) Sotteville	5/30	8:46.2 (4) v Czech, Hungary	6/27
8:41.8 (1) Mericamp Mem	6/20	8:58.6 (1) v Italy	7/ 4
8:31.6 (1) v Finland	6/28	8:39.8 (2) EC sf (Helsinki)	8/ 2
8:33.0 (1) v US	7/ 8	8:38.0 (3) European Cup	8/30
8:36.8 (1) French Ch	7/19	8:30.4 (1) v Great Britain	9/12
8:46.4 (1) EC sf (Zurich)	8/ 2	8:36.8 (3) v S Union, E Ger	9/27
8:44.0 (5) European Cup	8/30	10. STALE ENGEN (Norway)	
6. BEN JIPCHO (Kenya)		8:41.8 (2) v Spain	5/ 2
8:38.2 (4) Zauli Mem	5/16	8:41.6 (2) v Sweden	6/27
8:29.6 (2) Commonwealth G	7/23	8:49.8 (2) v Bulgaria	7/22
8:41.8 (1) Kenyan Ch	8/22	8:31.4 (2) Stockholm	7/29
8:48.8 (1) East African Ch	8/29	8:39.4 (1) Norwegian Ch	8/16
8:37.0 (1) London	9/ 5	8:40.6 (1) v Canada, Sweden	9/20

World List

8:22.0	Kerry O'Brien (Aus) Berlin, WG (1)7/ 4
8:26.2	Tony Manning (Aus) Edinburgh (1)7/23
8:29.4	Mikhail Zhelev (Bulg) Sarajevo, Yug (1)8/ 2
8:29.6	Ben Jipcho (Kenya) Edinburgh, Scot (2)7/23
8:30.4	Kazimierz Maranda (Pol) Warsaw (1)9/12
8:30.8	Amos Biwott (Kenya) Edinburgh (3)7/23
8:30.8	Viktor Kudinskiy (SU) Moscow, SU (1)6/10
8:31.4	Stale Engen (Nor) Stockholm, Swe (2)7/29
8:31.6	Vladimir Dudin (SU) Stockholm, Swe (1)8/30
8:31.6	Arne Risa (Nor) Oslo (2)8/ 5

8:31.6	Jean-Paul Villain (Fr) Oulu, Finland (1)6/28
8:31.8	Rolf Burscheid (WG) Berlin, WG (2)7/ 4
8:32.2	Georgiy Poluyanskiy (SU) Moscow (2)6/10
8:32.4	*Bill Reilly (US/NYAC) Stockholm, Swe (3)7/29
8:33.0	Karl-Heinz Betz (WG) Berlin, WG (3)7/ 4
8:33.6	Romualdas Bite (SU) Moscow, SU (3)6/10
8:33.8	Gareth Bryan-Jones (GB) Edinburgh (4)7/23
8:33.8	Umberto Risi (It) Rome, Italy (1)6/20
8:34.4	Tadeusz Zielinski (Pol) Warsaw, Pol (1)8/ 8
8:34.6	Andy Holden (GB) Edinburgh (5)7/23
8:34.6	Jozef Rebacz (Pol) Warsaw, Pol (2)8/ 8
8:34.6	Edward Szklarczyk (Pol) Warsaw, Pol (3)8/ 8
8:35.0	Nikolay Zobov (SU) Moscow, SU (4)6/10
8:35.4	Georgi Tikhov (Bulg) Rome, Italy (1)5/16

8:36.0	Ulrich Hobeck (EG) Stockholm (2)8/30
8:36.2	Ben Kogo (Kenya) Edinburgh (6)7/23
8:36.4	*Bob Price (US/AIA) Bakersfield, Calif (2)6/27
8:36.6	Pavel Sisoyev (SU) Kiev, SU (1)8/14
8:37.0	Nikolay Kharchkin (SU) Minsk, SU (2)9/13
8:37.2	Jan Kondzior (Pol) Warsaw (4)8/ 8
8:37.2	Takaharu Koyama (Jap) Berlin, WG (4)7/ 4
8:37.2	Manfred Letzerich (WG) Munich, WG (1)9/17
8:37.6	Aleksandr Golub (SU) Moscow, SU (6)6/10
8:38.2	Sverre Sornes (Nor) Helsinki, Fin (1)8/ 2
8:38.6	Willi Maier (WG) Berlin, WG (2)8/ 9
8:38.6	*Steve Savage (US/Ore) Bakersfield, Cal (3)6/27
8:38.6	Gerry Stevens (GB) Edinburgh (1)6/13
8:38.8	Yoshinobu Miura (Jap) Tokyo (1)5/30

- 8:38.8 Hans-Dieter Schulten (WG) Berlin, WG (5)7/ 4
- 8:39.2 Gunther Rademacher (EG) Erfurt, EG (2)7/ 5
- 8:39.2 Yuriy Ribachenko (SU) Moscow, SU (1)7/26
- 8:39.4 Jouko Kuha (Fin) Oulu, Finland (2)6/28
- 8:39.6 Nikolay Baklanov (SU) Moscow, SU (8)6/10
- 8:39.8 Bernard Hayward (GB) Edinburgh (7)7/23
- 8:39.8 Sandor Mate (Hun) Budapest (1)8/ 8
- 8:40.0 Nikolay Drachov (SU) Kiev, SU B(1)7/ 3
- 8:40.0 Petr Havel (Czech) Warsaw, Pol (1)6/27
- 8:40.0 Hans Menet (Switz) Geneva, Switz (1)8/19
- 8:40.2 Waldemar Cierpinski (EG) Erfurt, EG (3)7/ 5

US Additions

- 8:41.0 Sid Sink (B Green St) Des Moines, Ia (1)6/20
- 8:44.4 Jerome Liebenberg (Wn Mich) Bksfield(4)6/27
- 8:44.8 Ken Silvious (En Ky) Bloomington, Ind(2)6/ 5
- 8:47.6 Barry Brown (NYAC) Los Angeles (3)6/ 6
- 8:47.6 Jim Johnson (Wash) W Los Angeles (1)5/15
- 8:47.6 Bill Norris (US Army) Eugene, Ore (1)8/ 1
- 8:48.2 Don Timm (Minn) Bloomington, Ind (3)6/ 5
- 8:48.4 Steve Kelley (Ind) Bloomington, Ind (1)5/16
- 8:49.2 Mike Manley (Ore TC) Eugene, Ore (2)8/ 1
- 8:49.8 Dave Pottetti (Harv) Philadelphia, Pa (1)4/25
- 8:50.0 Ed Walsh (Manhattan) Philadelphia (2)5/30
- 8:51.2 Jim Gorman (Ore) Eugene, Ore (1)5/ 2
- 8:54.4 Dennis Bayham (Miami/O) Bloomington(4)6/ 5
- 8:55.0 Fred Lands (Wisc) East Lansing, Mich (2)5/ 2
- 8:57.8 Greg Dykstra (Ill) Bloomington, Ind (3)5/16
- 8:59.0 John Parker (Fla) Berkeley, Calif (4)5/30
- 8:59.4h Bob Gray (Ark St U) Des Moines, Ia (2)6/18
- 8:59.6 Brook Thomas (Stan) W Los Angeles (4)5/15
- 8:59.8 Dave Hein (Wn Mich) Kalamazoo, Mich (1)5/30
- 9:00.2 Ed Haver (UC Davis) San Francisco (1)3/28
- 9:01.0 Jon Anderson (Cornell) Philadelphia (3)5/30
- 9:01.0 Curtis Jones (Sn Cal) Seattle, Wash (1)4/11
- 9:01.2 Jon Callen (Kans) W Los Angeles (1)3/28
- 9:01.6 Tom Donnelly (Phil AC) Philadelphia (1)6/ 7
- 9:01.8 Byron Spradlin (UC Davis) St Paul, Min (1)6/13
- 9:02.8 Gregg Rodgers (Pitt) Philadelphia, Pa (4)5/30
- 9:03.4 Bob Williams (Husky SC) Seattle, Wash (1)4/ 4
- 9:04.6 Bill Koss (Wash) Seattle, Wash (2)4/11



In near-perfect sequence, these steeplechasers negotiate the water jump in the Commonwealth final race (l-r): Bernard Hayward (7th), Tony Manning (1st, 8:26.2), Andy Holden (5th), Kerry O'Brien (dnf) and Amos Biwott (3rd). A fall later in this race couldn't keep O'Brien from top ranking with Manning second and Biwott seventh. /Mark Shearman/

- 9:04.8 Terry Donnelly (US Army) Eagle Rock (1)5/29
- 9:05.0 Mike Dailey (Chico St) Chico, Calif (1)4/25
- 9:05.6 Jim Allahand (Penn St) University Park (1)5/16
- 9:05.6 Jack Bachelor (Fla TC) Gainesville, Fla (1)3/28
- 9:05.8 Tom Morrow (Ore) Eugene, Ore (1)4/25
- 9:06.4 George Lokken (Penn) Philadelphia (5)3/30
- 9:06.8 Darold Dent (S Jose St) Stanford, Calif (1)2/28
- 9:07.0 Ken Snowden (Miami/O) Oxford, Ohio (1)5/ 2
- 9:07.2 Jim Press (Ind) Bloomington, Ind (4)5/16
- 9:07.4 Rich Dyer (Sn Cal) Los Angeles (1)4/18
- 9:08.2 Spencer Lyman (Ore St) W Los Angeles(5)5/15
- 9:08.2 Larry Mayse (En Ill) Valparaiso, Ind (1)4/18
- 9:08.4 Neil Sybert (UCLA) W Los Angeles (1)3/ 7
- 9:09.4 Duane Hartman (UCLA) Los Angeles (2)5/ 2
- 9:09.6 Mike Fischer (Ohio St) Columbus, Ohio(1)5/ 2
- 9:10.0 Robert Montoya (Adams St)
- 9:10.0 Bob Rhen (Ore) W Los Angeles (6)5/15
- 9:10.6 Vic Kelley (Quantico) Wichita, Kans (3)6/12
- 9:11.2 Raul Nido (Ariz) Long Beach, Calif (1)4/ 4
- 9:11.4 Mark Hendrickson (L Beach St) L Beach(2)4/ 4

MARATHON

Hill Boston, Empire Victor

With both Derek Clayton and Jerome Drayton failing at Edinburgh and Boston, it was left to the winner of both these races, Ron Hill, to take the top spot. He beat quality fields in both those races and his 2:09:28 for the Commonwealth gold is second-fastest ever. His slippage at Fukuoka -- due to a stitch at 15-miles -- couldn't even budge him from first.

Second goes to the Fukuoka winner, Akio Usami, who won two big races but who was faster than Hill only once during the year. American Ken Moore rates third, chiefly on the basis of his Japanese performance (second-fastest ever by an American) and despite a relatively poor run at Boston, ahead of Jim Alder who was Scottish champion -- in a field where the first six men beat 2:20:00 -- before finishing second to Hill at Edinburgh. Rounding out the top five is Yoshiaki Unetani, who had a very steady year.

Sixth goes to New Zealander Jack Foster, who was edged by Unetani by just four seconds at Fukuoka. But no other ranked man raced as many times as Foster. Seventh-placer Don Faircloth won his first-ever marathon over the Windsor-Chiswick route and then turned in 2:12:19 for the bronze medal at the Commonwealth. Not bad running for his first two tries at the distance. Bill Adcocks finished behind John Farrington at Fukuoka but is preferred for eighth on a season's record which included a win over Japan's elite in April before sustaining foot trouble. Tenth place goes to Yuriy Volkov, the Soviet champion who finished eighth at Fukuoka (lowering the 12-year-old national record of 2:15:17.0 by Sergey Popov in the process).

World List

- 2:09:28 Ron Hill (GB) Edinburgh (1)7/23
- 2:10:37.8 Akio Usami (Japan) Fukuoka (1)12/ 6
- 2:11:12 *Eamon O'Reilly (US/Athens) Boston(2)4/20
- 2:11:35.8 *Ken Moore (US/Ore TC) Fukuoka (2)12/ 6
- 2:12:04 Jim Alder (GB) Edinburgh (2)7/23
- 2:12:12 Yoshiaki Unetani (Japan) Fukuoka (3)12/ 6
- 2:12:17.8 Jack Foster (NZ) Fukuoka, Japan (4)12/ 6
- 2:12:19 Don Faircloth (GB) Edinburgh (3)7/23
- 2:12:58.4 John Farrington (Aus) Fukuoka (5)12/ 6
- 2:13:32 Bill Adcocks (GB) Fukuoka, Japan (6)12/ 6
- 2:13:39 Derek Clayton (Aus) Trarlgon (1)6/ 6
- 2:13:44 Alastair Wood (GB) Inverness (1)7/ 4
- 2:13:46 Tadaaki Ueoka (Japan) Fukuoka (7)12/ 6
- 2:14:28 Yuriy Volkov (SU) Fukuoka (8)12/ 6
- 2:14:41.2 Jurgen Busch (EG) Karl Marx Stadt (1)5/10
- 2:14:53 Pat McMahon (Eire/Boston AA) Bstn(3)4/20
- 2:14:59 Pentti Rummakko (Fin) Boston (4)4/20
- 2:15:05 John Stephen (Tanz) Edinburgh (5)7/23
- 2:15:22.6 Lutz Philipp (WG) Kunsebeck (1)4/26

2:15:32 Fergus Murray (GB) Edinburgh (7)7/23

US Additions

- 2:20:39.2 Bill Clark (USMC) Beppu, Japan (6)2/ 8
- 2:20:40.8 Herb Lorenz (Penn AC) Toronto (6)8/24
- 2:21:07.6 Byron Lowry (S Francisco OC) C Cty(1)12/6
- 2:21:21 Mike Mittelstaedt (USMC) Viareggio (1)6/14
- 2:22:00 Jack Bachelor (Fla TC) Atlanta, Ga (1)12/26
- 2:22:25 Mike Mahler (P Coast) San Diego (1)1/10
- 2:23:08 Jeff Galloway (Fla TC) Atlanta, Ga (2)12/26
- 2:23:23.2 Bill Scobey (Humboldt St) Cul City(2)12/ 6
- 2:23:26 Ed Walkwitz (Springfield) Boston (12)4/20
- 2:23:38 Vic Nelson (Ky) Pullman, Wash (1)8/ 2
- 2:24:10.6 Bob Fitts (Millrose AA) Redfield, Ia (1)6/ 7
- 2:24:29 Moses Mayfield (Phil PC) Philadel (1)11/29
- 2:24:43 William Speck (Providence) Boston (14)4/20
- 2:24:44 Steve Dean (Sac St) Petaluma, Calif (1)12/13
- 2:24:50 Bob Deines (OWAC) Boston (15)4/20
- 2:25:02.8 Bruce Mortenson (Roch TC) Hurlley (1)8/15
- 2:25:26 Phil Burkwitz (Spok Falls CC) Spokn(1)9/13
- 2:25:27 Amby Burfoot (Cent Conn AA) Btrn(16)4/20



To this 1969 European marathon win, Ron Hill added the 70 Boston and Commonwealth titles plus ranking as the year's top 26-miler. /Fionnbar Callanan/

Free Introductory Shoe Offer



\$7.95
Per Pr.

TRACK SHOE

ECONOMY TRACK is proud to introduce the

Econo Jet

NOW IN SCHOOL COLORS

We are so proud of this outstanding imported track shoe and want you to inspect it for yourself free of charge. You won't believe such quality at such a price. Now you can buy two pairs for the price of one!



\$5.95

Per Pr.

TRAINING FLATS

FREE OFFER—Send sample request on school stationery—inspect shoes—buy 12 pair at our special introductory price of \$7.95 each—keep sample pair free—no charge. If shoes do not meet your expectations, return samples and we will refund postage. Order six pair—keep sample pair for \$5.00. **YOU CAN'T LOSE. ORDER NOW AND AVOID SPRING RUSH!** Prices good till March 1977

TRACK SHOE SPECIFICATIONS: The "Econo Jet" is made with soft white, light, glove leather with colorful stripes. Nylon sole with four cast-in removable spikes—gristle rubber sole with heel pad and pulled-up ball support—foam padded innersole and tongue. **COLORS AVAILABLE:** White-blue trim; red-white trim; orange-black trim; black-white trim.

TRAINING SHOE SPECIFICATIONS: These low priced training flats are made with soft white man-made leather uppers with gum rubber, rippled soles—padded tongue, ankle, and arch. Choice of models—"A"—4 black or blue stripes—Model "B"—blue trim only, sweptwing design. All prices F.O.B. Grand Rapids, Michigan.

ECONOMY TRACK EQUIPMENT COMPANY

1824 Newark Avenue, S.E., Grand Rapids, Michigan 49507 Telephone: (616) 452-8419



apollo can only give you the very best in athletic equipment...

the rest is up to you!

There can be no substitute for natural athletic ability. But there is a difference between having the best equipment for the job and just making do. Buy the best from the outset and you get a flying start. Apollo athletic equipment is made by one of Britain's largest precision tube manufacturers. With a high strength-to-

weight ratio Apollo equipment always remains true, gives a consistent performance throughout its life and is unaffected by climate. Javelins, Starting Blocks, Vaulting Poles, Relay Batons, Jumping Laths—Apollo makes them all with the same precision and care and the same high and consistent quality. Give your natural ability a proper start by buying the best equipment for the job. Apollo athletic equipment, billiard cues, golf club and ski-stick shafting are made by the Apollo Products Division of Accles & Pollock Ltd. Oldbury, Warley, Worcestershire.



apollo

Tube Investments Ltd an advanced engineering group

American Agents. Premier Products of River Vale, New Jersey.

stripes champions wear.



TG-24 CORTEZ

A TRULY INTERNATIONAL
SPORT SHOE. SO TOUGH
AND SO COMFORTABLE
IT'S USED FOR BOTH
TRAINING AND CASUAL
WEAR BY THE BEST
ATHLETES ON FIVE
CONTINENTS. CORTEZ.

Tiger

BLUE RIBBON SPORTS

N. WESTERN OFFICE

6900 S.W. Haines Road
Plaza 1

Tigard, Oregon 97223

Tel. (503) 639-8803

*

S. WESTERN OFFICE

9073 Washington Blvd.
Culver City, Cal. 90230

Tel. (213) 836-4848

*

N. EASTERN OFFICE

75 Middlesex Avenue
Natick, Mass. 01760

Tel. (617) 237-2923

*

S. EASTERN OFFICE

5568 S.W. Eighth
Coral Gables, Fla. 33134

Tel. (305) 445-5642

20,000 METER WALK

Frenkel: 5 of 7 Tough Races

Peter Frenkel won five of seven races against stiff competition, all in fast times and also bettered the world record at Erfurt. He slipped to third in the Lugano Cup race at Eschborn but his overall record merits the number one spot. Teammate Hans-Georg Reimann's outstanding victory at Eschborn cemented second position. He also bettered the old world mark in finishing a close second at Erfurt. The old master, Vladimir Golubni-

1. PETER FRENKEL (East Germany)	3. VLADIMIR GOLUBNICHY (S Union)	6. GERHARD SPERLING (East Germany)	1:31:27.0 (1) London 7/25
1:27:27.6tr (1) E Berlin 5/1	1:28:34.4 (1t) v US 7/24	1:32:25.2 (4) E Berlin 5/10	1:38:55.8 (6) W German Ch 8/8
1:28:34.0 (1) E Berlin 5/10	1:30:21.6 (2) S Union Ch 9/12	1:28:55.4 (2) v Sweden 6/14	1:31:32.6 (1) v Sweden, France 8/15
1:28:26.0 (1t) Bucharest 5/23	1:27:21.4 (2) Lugano Cup 10/10	1:27:04.4tr (3) Erfurt 7/4	1:35:18.0 (4) Enfield 8/29
1:25:50.0tr (1) Erfurt 7/4	4. NIKOLAY SMAGA (Soviet Union)	1:30:36.2 (4) v S Union 7/12	1:30:16.0 (7) Lugano Cup 10/10
1:28:06.0 (2) v Soviet Union 7/12	1:28:34.4 (1t) v US 7/24	1:28:47.6 (6) Lugano Cup 10/10	9. BORIS YAKOVLEV (Soviet Union)
1:29:17.2 (1) Konigswuster 9/27	1:30:21.6 (2) S Union Ch 9/12	7. NOEL FREEMAN (Australia)	1:29:37.0 (3) v US 7/24
1:27:32.8 (3) Lugano Cup 10/10	1:28:08.6 (4) Lugano Cup 10/10	1:30:56.0 ^o (1) Melbourne 6/13	10. DAVE ROMANSKY (US/Dela T&FC)
2. HANS-GEORG REIMANN (E Germany)	5. GENNADIY AGAPOV (Soviet Union)	1:30:10.0 ^o tr (1) Melbourne 6/20	1:30:11.8tr (1) Greenvale 3/15
1:29:13.0 (2) E Berlin 5/10	1:29:09.0 (1) Simfyeropol 4/8	1:31:24.0 (1) Melbourne 6/27	1:31:10.2tr (1) Trenton 4/11
1:28:26.0 (1t) Bucharest 5/23	1:34:13.2tr (2) E Berlin 5/1	2:33:33 (1) Comm G (20mi) 7/18	1:35:05.0 (1) AAU Ch 5/23
1:28:05.2 (1) v Sweden 6/14	1:27:30.2 (1) v E Germany 7/12	1:30:53.0 (1) Australian Ch 8/29	1:31:56.8 (1) v France 7/8
1:26:07.8tr (2) Erfurt 7/4	1:31:51.8 (5) S Union Ch 9/12	8. WILF WESCH (West Germany)	1:29:50.4 (4) v S Union 7/24
1:30:10.6 (3) v Soviet Union 7/12	1:28:24.8 (5) Lugano Cup 10/10	1:29:02.0 (1) London 4/4	1:30:46.6 (8) Lugano Cup 10/10
1:26:54.6 (1) Lugano Cup 10/10		1:31:47.0 (1) British Ch 5/9	(tr=mark made on track rather than road)

World List

1:25:50.0tr Peter Frenkel (EG) Erfurt, EG (1)7/4
1:26:07.8tr Hans-Georg Reimann (EG) Erfurt (2)7/4
1:27:04.4tr Gerhard Sperling (EG) Erfurt, EG (3)7/4
1:27:21.4 Vladimir Golubnichy (SU) Eschbn (2)10/10
1:27:30.2 Gennadiy Agapov (SU) Naumberg (1)7/12
1:28:08.6 Nikolay Smaga (SU) Eschborn, WG (4)10/10
1:28:13.6tr Siegfried Zschiegner (EG) Erfurt (4)7/4
1:28:33.0 Gerhard Weidner (WG) Berlin, WG (1)3/22
1:29:02.0 Wilf Wesch (WG) London, Eng (1)4/4

1:29:11.8 Juraj Bencik (Czech) , Cze (1)7/26
1:29:12.0 Gerd Schuth (WG) Berlin, WG (2)3/22
1:29:13.0 Vladimir Schalosyik (SU) Simfropol (2)4/8
1:29:14.8 Alexander Bilek (Czech) Ostrava (1)9/12
1:29:22.4 Peter Selzer (EG) Vilnius, SU (1)5/24
1:29:35.0 Vassiliy Bochan (SU) Simfyeropol (3)4/8
1:29:35.4 Julius Muller (WG) Berlin, WG (3)3/22
1:29:37.0 Boris Yakovlav (SU) Leningrad (3)7/24
1:29:37.0 Stanislav Schapetschko (SU) Smflp (4)4/8
1:29:50.4 *Dave Romansky (US/Del TFC) Lngd (4)7/23
1:30:04.2 Christoph Hohne (EG) Vilnius, SU (3)5/24
1:30:10.0 ^o tr Noel Freeman (Aus) Melbourne (1)6/20

US Additions

1:30:50.0 Tom Dooley (Athens) Eschborn (9)10/10
1:32:06.0tr Steve Hayden (LIAC) Greenvale, NY (2)3/15
1:33:35.0tr Ron Laird (NYAC) Los Angeles (1)4/19
1:35:12.0 ^o tr Goetz Klopfer (Athens) Seattle (1)11/15
1:35:53.0tr John Knifton (NYAC) Greenvale (3)3/15
1:36:25.0tr Bill Ranney (Athens) Kentfield, Calif (3)4/12
1:37:01.2 Ron Daniel (NYAC) Eschborn (2)3/10/10
1:37:37.8 Ron Kulik (NYAC) Eschborn (24)10/10
1:38:17.4tr Greg Diebold (Shore AC) Trenton (2)4/11

50,000 METER WALK

Hohne May Be Greatest

Christoph Hohne was untouchable after faltering in his first 50 of the year. His devastating mid-race spurt at Eschborn should convince anyone that he is the all-time top distance walker. Benjamin Soldatenko was a clear choice for the next spot because of his strong seconds at both Prague and Eschborn after beating Hohne earlier. He also won the USSR title. Burkhard Leuschke was a narrow pick for third over Peter Selzer, although he lost three of five races to his younger teammate. He came on to beat Selzer in the two important races, the East German championship and the Lugano Cup 50-kilo. Otto Bartsch is rated fifth, although he faded badly in the last five kilometers at Eschborn. He was a close second to Soldatenko at the USSR title race and beat Hohne and Winfried Skotnicki in a July dual match. Yevgeniy Lungin and Skotnicki follow Bartsch in sixth and seventh, although it was difficult to decide among this trio. Dr. Herbert Meier's good race at Eschborn gave him eighth in the rankings. Peter Schuster, still a junior in Europe, was unable to compete for West Germany in the Lugano Cup because of political reasons and had just one race at this distance in which he impressively won the West German title. A third West German, Horst-Rudiger Magnor, takes the 10th spot off his ninth place in the Lugano race, getting the nod over Kiss, Visini, Grigoryev, Caraiosifoglou and Romansky.

World List

4:04:35.2 Christoph Hohne (EG) Eschborn (1)10/11
4:06:28.6 Peter Schuster (WG) Eschborn, WG (1)7/19
4:06:56.6 Benjamin Soldatenko (SU) Naumberg (1)7/12
4:07:48.4 Burkhard Leuschke (EG) Leegebruch (2)8/30
4:08:35.2 Dr. Herbert Meier (WG) Eschborn (2)7/19
4:08:56.8 Gerhard Weidner (WG) Salzgitte (1)5/2
4:09:02.0 Antal Kiss (Hung) Budapest, Hun (1)11/1
4:09:10.2 Bernhard Nermerich (WG) Eschborn (3)7/19
4:09:26.4 Otto Bartsch (SU) Frasino, SU (2)9/12

4:10:26.2 Horst-Rudiger Magnor (WG) Eschbrn (4)7/19
4:10:53.4 Winfried Skotnicki (EG) Leegebruch (4)8/30
4:13:01.0 Yevgeniy Lungin (SU) Frasino, SU (3)9/12
4:13:21.4 Wilf Wesch (WG) Eschborn, WG (5)7/19
4:13:24.8 Leonida Caraiosifoglou (Rum) Bcht (1)8/30
4:14:31.8 Anatoliy Penek (SU) Frasino, SU (4)9/12
4:15:24.0tr* Dave Romansky (US/Del TFC) PtPlt (1)4/19
4:15:49.8 Gerd Schuth (WG) Salzgitte, WG (2)5/2
4:15:57.0 Sergei Grigoryev (SU) Frasino, SU (5)9/12
4:17:33.4 Gerhard Sperling (EG) Leegebruch (5)8/30
4:18:27.0 Yuriy Andruschenko (SU) Frasino (6)9/12
4:18:28.0 Tore Brustad (Nor) Mariedalen (1)9/5

US Additions

4:28:41.6 John Knifton (NYAC) Eschborn (16)10/11
4:33:23.6 Goetz Klopfer (Athens) Eschborn (19)10/11
4:34:41.0 Bill Ranney (Athens) San Francisco (1)4/26
4:37:53.6 Bob Kitchen (Springfield) Eschbn (22)10/11
4:37:53.8 John Kelly (Strid) Santa Barbara (2)9/12
4:39:43.0tr Ron Kulik (NYAC) Pt Pleasant, NJ (2)4/19
4:43:36.8 Jim Lopes (Athens) Santa Barbara (5)9/12
4:44:43.0 Jerry Bocci (Motor City Strid) Dtroit(1)4/5
4:46:27.4tr Bob Bowman (Strid) Woodland Hills (1)6/13

120 YARD-110 METER HURDLES

Hill Nabs Record, AAU Title

After reigning five consecutive years as lord and master of high hurdling, Willie Davenport lost his crown to a trio of youthful challengers. Leading the assault--and assuming the mantle, if at least temporarily--was lanky Thomas Hill, who matched the world mark in the USTFF and who rebounded from a shaky NCAA performance to take the AAU title. Plus, he won five of six important races in Europe, two from Davenport. Right behind him all year, Marcus Walker again takes second in the rankings. He pressed Hill in tough fashion in four straight races before finally beating him in the Soviet match. Third could have gone to either Guy Druet of France or Davenport but the younger hurdler finally won out. Druet won everything in Europe

and lost only to the two top-ranked Americans. Until his defeat at the AAU, Willie looked to be on the road to his sixth consecutive number-one rating. Fifth goes to Britain's Dave Hemery, Olympic 400-meter hurdles champion who has proved nearly as talented over the highs as over the one-lap barriers. He claimed a couple of big wins in the Commonwealth--his second--and in the Universiade where he beat West German Gunther Nickel among others. Sixth and seventh was a near toss-up between Rod Milburn and Paul Gibson but Milburn got the nod since he beat NCAA winner Gibson in their two encounters during the year.

The final three spots are tenuous at best. None of the next-ranking Americans seemed quite good enough so the next three ranking Europeans take the spots. Stocky Czech Lubomir Nadenicek compiled a good record which included his national title. Nickel lost his share but proved fast on occasion. His East German counterpart, Frank Siebeck, got a quickie to win his national title but slipped against Hemery and in the European Cup.

1. THOMAS HILL (US/Arkansas State U)
 13.7y (2) Pelican Rlys 4/17
 14.0y (4) Dogwood Rlys 4/18
 13.6y (1) Drake Rlys 4/25
 13.6yw (3) California Rlys 5/23
 13.1yw s(1) USTFF 6/13
 13.2y (1) USTFF 6/13
 13.5y h(1) NCAA 6/18
 13.9y (5) NCAA 6/19
 13.3y (1) AAU 6/26
 13.3w (1) v France 7/ 9
 13.5 (1) v W Germany 7/16
 14.1 (2) v Soviet Union 7/23
 13.8 (1) Stockholm 7/29
 13.8 (1) Bislett Gms 8/ 5
 13.6 (1) Cologne 8/11
2. MARCUS WALKER (US/Colorado)
 13.5yw (1) Wichita 4/11
 13.8y (1) Kansas Rlys 4/18
 13.7y (1) Big 8 5/16
 13.5y dis(3) USTFF 6/13
 13.6y (2) NCAA 6/19
 13.3y (2) AAU 6/26
 13.3w (2) v France 7/ 9
 13.6 (2) v W Germany 7/16
 13.8 (1) v Soviet Union 7/23
 13.7 (1) Moscow 7/26
3. GUY DRUT (France)
 13.8 (1) Paris 6/10
 13.6 (1) v Spain 6/28
 13.5w (3) v US 7/ 9
 13.6 (1) French Ch 7/19
 13.3 (1) EC sf (Zurich) 8/ 1
 13.4w (1) Font Romeu 8/ 9
 13.8 (1) Autun 8/15
 13.6 (1) Dole 8/22
 13.7 (1) European Cup 8/29
 13.7 (1) v Czechoslovakia 9/28
4. WILLIE DAVENPORT (US/Texas Strid)
 13.6y (1) Pelican Rlys 4/17
 13.5y (1) Dogwood Rlys 4/18
 13.7y (1) Mt SAC Rlys 4/25
 13.5 (1) King Gms 5/16
 13.4yw (1) California Rlys 5/23
 13.5y (1) Kennedy Gms 5/30
 13.5y (1) Rose Fest 6/13
 13.4y (3) AAU 6/26
 14.0 (2) Bislett Gms 8/ 5
 13.7 (2) Cologne 8/11
 13.9 (1) Blankenberge 8/16
 13.6 (1) Malmo 8/19
5. DAVID HEMERY (Great Britain)
 14.2 (1) London 6/11
 14.1 (1) Edinburgh 6/13
 14.2 (2) London 7/ 5
 14.0 (1) v E Germany 7/10
 13.6w (1) Commonwealth G 7/18



Hurling into the finish tape at the end of the NCAA highs, Paul Gibson (l) nips Marcus Walker (c) while Thomas Hill (r) is back in fifth. But Hill's superior overall season—including matching the world record and winning the AAU title—ranked him first ahead of Walker, AAU runner-up and internationalist. Gibson's victory here helped rank him seventh. /Jeff Jacobsen, Topeka Capital-Journal/

- 13.4 (2) EC sf (Zurich) 8/ 1
 13.9 (1) AAA 8/ 8
 13.8 (1) Universiade 9/ 6
 13.6 (1) v Poland 9/13
6. ROD MILBURN (US/Southern U)
 13.6y (1) Houston 3/14
 13.7y (1) Texas Rlys 4/ 4
 13.6yw (1) SWn La Rlys 4/11
 14.0y (4) Pelican Rlys 4/17
 13.8y (2) Drake Rlys 4/25
 13.5yw (1) SWAC 5/ 9
 13.5 (2) King Gms 5/16
 13.6y (1) Pasadena 5/29
 13.7y (1) NAIA 6/ 6
 13.3yw s(1) USTFF 6/13
 13.5y (2) USTFF 6/13
 13.7y (4) AAU 6/26
7. PAUL GIBSON (US/EI Paso)
 13.8y (2) Texas Rlys 4/ 4
 13.8y (1) Penn Rlys 4/25
 13.6y h(1) WAC 5/15
- 13.6y (1) WAC 5/16
 13.5yw (2) California Rlys 5/23
 13.8y (1) Kennedy Gms 5/30
 13.8y (1) Compton Inv 6/ 6
 13.6y (1) NCAA 6/19
 13.6y h(1) AAU 6/26
 13.7y (5) AAU 6/26
 14.3 (1) TOP Gms 7/ 1
8. LUBOMIR NADENICEK (Czech)
 13.8 (1) Brno 5/23
 14.0 (1) Rosicky Mem 6/23
 14.1 (1) v Poland, Hungary 6/27
 14.0 (1) Stockholm 7/ 1
 13.7 (1) EC sf (Sarajevo) 8/ 1
 13.8 (1) Prague 8/ 8
 13.7 (1) Prostějov 8/11
 14.1 (1) Czech Ch 9/12
 13.7 (1) v Finland 9/18
 14.1 (3) v France 9/26
9. GUNTHER NICKEL (West Germany)
 13.7 (1) Leverkusen 5/31
- 13.9 (2) Munich 7/12
 13.7 (3) v US 7/16
 13.8 (3) EC sf (Sarajevo) 8/ 1
 13.7 (1) W German Ch 8/ 8
 13.5 (1) Bonn (I) roll start 8/23
 13.6 (1) Bonn (II) 8/23
 14.0 (3) European Cup 8/29
 13.8 (2) Universiade 9/ 6
 13.9 (2) Weinheim 10/ 3
10. FRANK SIEBECK (East Germany)
 13.9 (1) Erfurt 5/24
 13.9 (1) Schenkdtitz 5/30
 14.2 (2) Edinburgh 6/13
 13.7 (1) Berlin 6/17
 13.8 s(1) E German Ch 7/ 4
 13.5 (1) E German Ch 7/ 4
 14.4 (3) v Great Britain 7/10
 13.8 (1) E Berlin 7/26
 13.9 (1) EC sf (Helsinki) 8/ 1
 14.0 (4) European Cup 8/29
 13.9 (1) v Finland 9/13

World List

- 13.2y *Thomas Hill (US/Ark St U) Wichita (1)6/13
 13.3 Guy Drut (Fr) Zurich, Switz (1)8/ 1
 13.3y *Marcus Walker (US/Colo) Bakersfield (2)6/26
 13.4y *Willie Davenport (US/Tex Strid) Bksfld (3)6/26
 13.4 Dave Hemery (GB) Zurich, Switz (2)8/ 1
 13.4 Werner Trzmiel (WG) Zurich, Switz (1)7/ 3
 13.5y *George Carty (US/S Jose St) Sacramento (1)6/13
 13.5y *Herm Franklin (US/Sn Cal) La Beach (1)3/ 7
 13.5 *Rod Milburn (US/Sn U) Villanova, Pa (2)5/16
 13.5 Frank Siebeck (EG) Erfurt, EG (1)7/ 4
 13.6 *Leon Coleman (US/Strid) Villanova, Pa (3)5/16
 13.6y *Ron Draper (US/N Car Cent) Durham (1)8/21
 13.6y *Paul Gibson (US/EI Paso) S Lake City (1)5/15
 13.6y *Bill High (US/Tenn) Knoxville, Tenn (2)4/18
 13.6 Gunther Nickel (WG) Bonn, WG B(1)8/23
 13.6 Alan Pascoe (GB) Zurich, Switz (2)7/ 3
 13.6 *Gary Power (US/Strid) Malmo, Swe (2)8/19
 13.6y *Tom White (US/Strid) Long Beach, Cal (2)3/ 7
 13.7 Viktor Balikhin (SU) Zurich, Switz (3)8/ 1
 13.7 Raimund Bethge (EG) Frankfurt/Oder (1)5/30
 13.7 Juan Morales (Cuba) Bucharest, Rum (1)9/12
 13.7y Godfrey Murray (US/Mich) Lexington (2)4/ 4
 13.7 Lubomir Nadenicek (Czech) Sarajevo (1)8/ 1
 13.7y *Bill Tipton (US/En Mich) Lexington (1)4/ 4
 13.7 *Handsome Wearing (US/Vill) Villanova (4)5/16
 13.8 Eckart Berkes (WG) Bucharest, Rum (2)9/12
 13.8y *Tom Bonin (US/BYU) Provo, Utah (3)8/ 1
 13.8 Andre Brilland (Fr) Zurich, Switz (3)7/ 3
 13.8 Marek Jozwik (Pol) Warsaw, Pol (2)9/13
 13.8 Sergio Liani (It) Rome (1)5/16
 13.8y *Larry McBryde (US/TCU) Pasadena (2)5/29
 13.8 Nicolae Pertea (Rum) Zurich, Switz (4)8/ 1
 13.8 Ari Salin (Fin) Prague, Czech (2)9/18
 13.8 Pierre Schoebel (Fr) Lyons, Fr (1)6/21
 13.8y *Jimmy Upton (US/NE La St) Monroe (1)5/ 2

- 13.9 Marco Acerbi (It) Siena, Italy (2)8/ 8
 13.9 Mal Baird (Aus) Sydney, Aus (1)7/ 5
 13.9y *Jim Barber (US/Ohio St) Lexington, Ky (3)4/ 4
 13.9y *Corey Bouyer (US/Ferris St) Billings (2)6/ 6
 13.9y *Walt Butler (US/P Coast) Portland, Ore (4)6/13
 13.9y *Tyrone Dutton (US/Sn Cal) Long Beach (3)3/ 7
 13.9 Hakon Finland (Nor) Skovde, Swe (1)6/26
 13.9 Bo Forssander (Swe) Karlstad, Swe (1)8/24
 13.9y *Don French (US/BYU) Provo, Utah (2)3/28
 13.9y *Greg Gilliland (US/Rice) College Station (1)4/18
 13.9 Kalju Jurkatamm (SU) Kharkov, SU (2)8/10
 13.9y *Larry Livers (US/Athens) Walnut, Cal (3)4/25
 13.9 Patrick Malrieu (Fr) Bayonne, Fr (1)4/ 3
 13.9y *Pete Mattina (US/Tenn) Knoxville (1)5/ 2
 13.9ys Kwaku Ohene-Frempong (Gha/Yale)Ph (1)5/30
 13.9y *Pat Pomphrey (US/USAF) S L Tahoe (1)5/16
 13.9 Jurgan Schimmel (WG) Munich, WG B(2)8/19
 13.9 Aleksandr Sinitsin (SU) Kharkov, SU (3)8/10
 13.9 *Bob Steele (US/AATC) Warsaw, Pol (1)9/ 3
 13.9 Olyeg Styepanyenko (SU) Kharkov (1)8/10
 13.9y *Ron Washington (US/Tex Sn) Pasadena (3)5/29
 13.9y *Rich Weaver (PMC Coll) Carlisle, Pa (1)5/23
- Wind-aided:
 13.1ys *Thomas Hill (US/Ark St U) Wichita (1)6/13
 13.3ys *Rod Milburn (US/Sn U) Wichita, Kans (1)6/13
 13.4y *Tom White (US/Strid) San Jose, Calif (1)4/18
 13.5y *Jimmy Upton (US/NE La St) Ntchtchs (1)4/18
 13.6y *Sam Caruthers (US/S Jose St) San Jose (3)4/18
 13.6y *Dick Taylor (US/NWn) DeKalb, Ill (1)5/ 2
 13.7 Andre Brilland (Fr) Font Romeu, Fr (3)8/ 9
 13.7 Patrick Malrieu (Fr) Font Romeu, Fr (2)8/ 9
 13.7y *Rockie Meadors (US/W Tex St) Canyon (1)5/ 7
 13.7yh *Dick Olsen (US/Wash St) Modesto, Cal (3)5/23
 13.7y *Randy Thomas (US/W Tex St) Canyon (2)5/ 7
 13.7yh *Ron Washington (US/Tex Sn) Pasadena (1)5/29
 13.7y *Roosevelt Williams (US/NM) Albuquerque (1)4/11
 13.8 Mal Baird (Aus) Edinburgh (1)7/18
 13.8y *Walt Butler (US/P Coast) Modesto, Cal (6)5/23

- 13.8ys *Preston Carrington (US/Wich St) Wicht (2)6/13
 13.8y *Myron Johnson (US/Ore) Fresno, Cal (1)3/21
 13.8y *Bob McLennan (US/Cal) Pullman, Wash (1)4/18
 13.8y *Efen Gipson (US/S Houston St) Kgsvll (1)5/ 2
 13.8 Harald Uber (EG) Rostock (1)7/18

- Rolling start:
 13.5 Gunther Nickel (WG) Bonn (1)8/23
 No opponent:
 13.8 Bo Forssander (Swe) Vaxjo (--)5/17

US Additions

- 14.0y Lance Babb (LACC) Bakersfield (1)5/16
 14.0y Jim Bolding (Okla St) Wichita, Kans (2)4/22
 14.0y Preston Carrington (Wich St) Wichita (1)4/22
 14.0y Sam Caruthers (S Jose St) San Jose (1)4/ 4
 14.0y Bob Daniels (Tex A&I) Alpine, Tex (1)5/ 9
 14.0y Dave Derr (Cent Mich) Bowling Green (1)4/28
 14.0y Robert Figueira (CW Post) Carlisle, Pa (2)5/23
 14.0y Lowell Harris (Ore St) Tempe, Ariz (1)3/27
 14.0y Gordon Hodges (S Jacinto JC) Pasadena (4)5/29
 14.0y Paul Kerry (Strid) Portland, Ore (5)6/13
 14.0y Billy Novo (S Car) Raleigh, NC (1)5/ 9
 14.0yh Dick Olsen (Wash St) Des Moines, Ia (3)6/18
 14.0y Dan Redfearn (BYU) Provo, Utah (3)3/28
 14.0y Roy Robinson (Mont) Ogden, Utah (1)5/16
 14.0y Dave Kurrle (P Coast) Long Beach (1)4/18
 14.0y Tom Ryall (Baptist Coll) Gainesville (1)3/31
 14.0y Dick Taylor (NWn) Bloomington, Ind (1)5/16
 14.0y Jerry Wilson (Fresno CC) Sacramento (3)6/13
 14.0y Paul Zitko (B Green St) Wichita, Kans (6)6/13
- Wind-aided:
 13.9y Jim Bolding (Okla St) Baton Rouge, La (1)5/ 9
 13.9ys Randy Butts (Nebr) Austin, Tex (1)4/ 3
 13.9yh Larry McCready (Strid) Modesto, Calif (4)5/23
 13.9y Greg Magee (USCG) Quantico, Va (1)5/ 2
 13.9y David Weathersby (Tex A&I) Kgsville (2)5/ 2

400 METER-440 YARD HURDLES

Nallet, Mann Inject New Life

Although no one knew it at the time, the top spot in the world was settled in 48.6 seconds at Colombes, France on July 8. That race pitted Ralph Mann of the US--NCAA and AAU champ and newly-crowned 440 hurdle record holder with a barrier-shattering 48.8--against France's Jean-Claude Nallet--in his first year of serious medium hurdling but undefeated with several quick clockings. And in those 48.6 seconds, Nallet nailed down the number one position and shut the door on Mann's hopes for the top spot to go with his world record. Nallet bolstered his position after the US meet with another quick run in his European Cup semi, the Cup win and an undefeated year. Mann won two big internationals and only lost twice, to Nallet and Lee Evans. Wayne Collett had an excellent year except for one bad race when ill, chasing Mann to the record and, like Nallet, recorded quick times despite doubling in the flat one-lap race. Finn Ari Salin emerged as a surprisingly tough competitor and gave Mann and Collett some competitive tussles, actually defeating Collett once. John Sherwood finally struck gold at the Commonwealth--after bronze in the Olympics in the European championships--and lost only to Nallet. Two African tribe members rate sixth and seventh. Charles Kipkemboi Yego won the East African title to edge William Kipkemboi Koskei, who had edged him for second at Edinburgh. The next two were respective second and third placers behind Nallet in the European Cup: West German Werner Reibert, who got his seasonal best in beating two Olympic



West German Werner Reibert, who competed early in the spring in the US, won his national title and was second in the Universiade to rank eighth. /Callanan/



Young Dmitriy Stukalov of the USSR scored a brilliant 50.2 European Junior win to go with his Universiade third and ranks ninth. /Fionnbar Callanan/

finalists in his national meet, and young Soviet Dmitriy Stukalov, European Junior champ. Tenth was a difficult choice but finally went to Ron Whitney, reliable national and international veteran. Two top quarter-milers, Lee Evans and Larry James, tried their hands at the hurdles and achieved some success, James winning the Universiade in 50.2.

1. JEAN-CLAUDE NALLET (France)	50.4 (1) Colombes 6/14	3. WAYNE COLLETT (US/UCLA)	51.2y (1) W Los Angeles 2/21	49.9 (1) v Czechoslovakia 9/19	50.4 (1) EC sf (Sarajevo) 8/ 2
50.4 (1) Mericamp Mem 6/21	50.0y (1) W Los Angeles 3/ 7	52.1 (1) Leicester 5/25	50.4y (1) W Los Angeles 4/25	50.0 (1) Commonwealth G 7/21	50.0 (1) W German Ch 8/ 9
50.5 (1) v Spain 6/27	50.6y (1) Pac-8 5/16	50.9 (1) Loughborough 5/28	50.6y (1) Pac-8 5/16	50.7 (2) EC sf (Zurich) 8/ 2	50.5 (1) Munich 8/19
48.6 (1) v US 7/ 8	53.7y (7) Kennedy Gms 5/30	51.2 (1) Leicester 6/ 6	53.7y (7) Kennedy Gms 5/30	51.0 (1) v E Germany 7/10	50.4 (2) Universiade 9/ 6
49.4 (1) EC sf (Zurich) 8/ 2	50.2y h(1) NCAA 6/18	51.0 (1) v E Germany 7/10	50.2y h(1) NCAA 6/18	50.0 (1) Commonweath G 7/21	51.9 (1) Mainz 9/19
50.1 (1) European Cup 8/30	49.2y (2) NCAA 6/20	50.7 (2) EC sf (Zurich) 8/ 2	49.2y (2) NCAA 6/20	50.7 (1) Machahos 5/23	9. DMITRIY STUKALOV (Soviet Union)
50.8 (1) v Czechoslovakia 9/27	51.1 (1) Stockholm 7/29	50.0 (1) Commonweath G 7/21	51.1 (1) Stockholm 7/29	50.2 (1) European Cup 8/30	51.2 (3) Universiade 9/ 6
2. RALPH MANN (US/Brigham Young)	50.9 (1) Bislett Gms 8/ 5	50.6 (1) Kenyan Ch 8/22	50.9 (1) Bislett Gms 8/ 5	50.3 (1) European Cup 8/30	50.7 (3) Universiade 9/ 6
50.0y (1) Texas Rlys 4/ 3	50.5 (2) Helsinki 8/24	50.0 (1) East African Ch 8/29	50.5 (2) Helsinki 8/24	50.2 (1) European Jr Ch 9/13	50.3 (1) v E Ger, Poland 9/26
49.4y (1) Drake Rlys 4/24	50.3 (1) Lappeenranta 8/25	51.6 (1) Tashkent 10/10	50.3 (1) Lappeenranta 8/25	50.3 (1) v E Ger, Poland 9/26	51.6 (1) Tashkent 10/10
50.7y (1) WAC 5/16	50.5 (1) Warsaw 9/ 3	7. WILLIAM KOSKEI (Uganda)	50.5 (1) Warsaw 9/ 3	51.9 (1) Kampala 5/ 9	50.6y dis(2) Mt SAC Rlys 4/25
51.2y (2) California Rlys 5/23	4. ARI SALIN (Finland)	50.4 (1) Kampala 5/23	50.9 (1) v France 6/28	51.4 (1) Kampala 5/30	51.3y (3) California Rlys 5/23
51.1y (1) Compton Inv 6/ 6	50.9 (1) v France 6/28	50.1 (2) Commonwealth G 7/21	50.3 (2) Riikimaki 7/27	50.1 (1) Ugandan Ch 8/23	51.1y (2) Kennedy Gms 5/30
50.7y (1) USTFF 6/12	50.3 (2) Riikimaki 7/27	50.2 (2) East African Ch 8/29	50.0 (1) EC sf (Helsinki) 8/ 2	50.2 (2) East African Ch 8/29	51.0y (1) Sacramento 6/13
48.8y (1) NCAA 6/20	51.0 (1) Finnish Ch 8/15	52.2y (2) Long Beach 4/18	51.0 (1) Finnish Ch 8/15	50.0 (1) East African Ch 8/29	51.1y (1) Orange Inv 6/20
49.8y (1) AAU 6/27	50.1 (1) Helsinki 8/24	50.5 (2) Zurich 7/ 3	50.1 (1) Helsinki 8/24	8. WERNER REIBERT (West Germany)	50.2y (2) AAU 6/27
49.5 (2) v France 7/ 8	51.0 (2) Lappeenranta 8/25	51.9 (1) Kampala 5/ 9	51.0 (2) Lappeenranta 8/25	52.2y (2) Long Beach 4/18	51.4 (4) v France 7/ 8
49.3 (1) v W Germany 7/15	51.1 (2) Kotka 8/26	50.4 (1) Kampala 5/23	51.1 (2) Kotka 8/26	50.7 (2) Zurich 7/ 3	50.0 (3) v W Germany 7/15
49.9 (1) v Soviet Union 7/24	51.4 (1) v Sweden 9/ 6	51.4 (1) Kampala 5/30	51.4 (1) v Sweden 9/ 6		50.7 (3) v Soviet Union 7/24
50.3 (1) Riikimaki 7/27	50.8 (1) v E Ger, Bulgaria 9/15	50.1 (2) Commonwealth G 7/21	50.8 (1) v E Ger, Bulgaria 9/15		
50.7 (1) Kotka 8/26		50.2 (2) East African Ch 8/29			
51.0 (1) Hyvinka 8/27		52.2y (2) Long Beach 4/18			

World List

400 METER HURDLES

(* = 440-yard hurdle time minus 0.3-seconds)

48.5'	*Ralph Mann (US/BYU) Des Moines	(1)6/20
48.6	Jean-Claude Nallet (Fr) Colombes	(1)7/ 8
48.9'	*Wayne Collett (US/UCLA) Des Moines	(2)6/20
49.8	Rainer Schubert (WG) Stuttgart, WG	(2)7/15
49.9	Ari Salin (Fin) Prague, Czech	(1)9/19
49.9'	*Ron Whitney (US/Strid) Bakersfield	(2)6/27
50.0	Werner Reibert (WG) Berlin, WG	(1)8/ 9
50.0	John Sherwood (GB) Edinburgh	(1)7/21
50.0'	*Wes Williams (US/S Diego St) D Moines	(3)6/20
50.0	Charles Kipkemboi Yego (Ken) Nairobi	(1)8/29
50.1	William Koskei (Uganda) Edinburgh	(2)7/21
50.1	Vyacheslav Skomorokhov (SU) Minsk	(1)9/12
50.2	Giorgio Ballati (It) Madrid, Spain	(1)5/31
50.2'	*Lee Evans (US/unat) Walnut, Calif	(1)4/25
50.2	Gerhard Hennige (WG) Berlin, WG	(2)8/ 9
50.2	*Larry James (US/Phil PC) Turin, It	(1)9/ 6
50.2	Gary Knoke (Aus) Adelaide, Aus	(1)3/22
50.2	Dmitriy Stukalov (SU) Colombes, Fr	(1)9/13
50.3'	*Don Kellar (US/Tex A&M) D Moines	(2)4/ 3
50.3	Manfred Klausner (WG) Berlin, WG	(3)8/ 9
50.3	Tadeusz Kulczycki (Pol) Warsaw, Pol	(1)8/ 8
50.3	Peter Rich (S Afr) Potchefstroom	(1)4/27
50.3'	*Jim Wharton (US/Ida St) Des Moines	(4)6/20
50.3	Jean-Pierre Perrot (Fr) Colombes, Fr	(2)9/13
50.4'	*Ron Rondeau (US/EI Paso) D Moines	(5)6/20
50.4	Zdzislaw Serafin (Pol) Warsaw, Pol	(1)8/ 8
50.5	Anatoliy Kazakov (SU) Minsk, SU	(2)9/12

50.6'	*Corey Bouyer (US/Ferris St) Billings	(1)6/ 6
50.6'	*Dick Bruggeman (US/Ohio TC) Knxvll	(1)4/18
50.6	Juan Garcia (Cuba) Panama City	(1)3/ 2
50.6	Yevgeniy Gavril'yenko (SU) Colombes	(3)9/13
50.6'	*Dick Olsen (US/Wash St) W L Angeles	(2)5/16
50.6	Alejandro Sanchez (Mex) Panama City	(2)3/ 2
50.6	Francisco Suarez (Spain) Madrid, Sp	(1)7/11
50.7	Sergio Bello (It) Rome, Italy	(1)7/14
50.7'	*Dennis Cotner (US/Okla) Austin, Tex	(3)4/ 3
50.7'	*Mike Cronholm (US/Rice) Pasadena	(1)5/ 2
50.7'	*T.C. Minor (US/P View) Billings, Mont	(2)6/ 6
50.7	Christian Rudolph (EG) Erfurt, EG	(1)7/ 4
50.7	Alessandro Scatena (It) Madrid, Sp	(2)5/31
50.7	Stavros Tziortzis (Gr) Bucharest, Rum	(1)8/14
50.7'	*David Wyatt (US/Mid Tenn St) Knxvll	(2)4/18
50.8h	Dieter Buttner (WG) Berlin, WG	(2)8/ 8
50.8	Dieter Friedrich (WG) Berlin, WG	(4)8/ 9
50.8'	*Hardee McAlhany (US/Tenn) Gainesville	(1)5/16
50.8	Georg Nuckles (WG) Vitell, Fr	(1)8/29
50.8	Ion Ratoai (Rum) Bucharest	(2)8/14
50.8	Antoni Siwiec (Pol) Warsaw	(3)8/ 8
50.8'	*Bob Steele (US/AATC) Kalamazoo	(1)5/30
50.8	Torsten Torstensson (Swe) Vaxjo	(1)8/16

US Additions

50.9's	Jim Seymour (Wash) Des Moines, Ia	(2)6/19
51.1'h	Efren Gipson (S Houston St) Austin	(1)4/ 3
51.1's	Wayne Hartwick (Mich St) Des Moines	(4)6/19
51.2'	Jesse Ball (P View A&M) Houston, Tex	(1)5/ 9
51.3'	David Adkins (US Army) Walnut, Calif	(3)4/25
51.3'	Jack Keeler (Ind) Bloomington, Ind	(2)5/16

51.3'	Mark Koster (Ill) Bloomington, Ind	(1)5/16
51.3'	Mike Sullivan (Ala) Gainesville, Fla	(2)5/16
51.3'	Rich Weaver (PMC Coll) Philadelphia	(1)5/30
51.4'	Tyrone Dutton (Sn Cal) W Los Angeles	(3)5/16
51.4'	Bob McLennan (Cal) Berkeley, Calif	(1)4/11
51.4'	David Prince (Tex A&M) Des Moines	(5)4/24
51.5'	Ralph Baker (UCTC) Kalamazoo, Mich	(3)5/30
51.5'	Mike Jones (NM) Albuquerque, NM	(1)5/ 2
51.6'	Herm Franklin (Sn Cal) Tempe, Ariz	(1)3/14
51.6'	Len Gaskill (S Jose St) Fresno, Calif	(2)5/16
51.6'	Myron Johnson (Ore) Seattle, Wash	(1)5/ 9
51.6'	Joe Simones (Mo) Lawrence, Kans	(2)5/16
51.6'	Carl Wood (Richmond) Columbia, SC	(1)4/ 4
51.7'	Larry Eubanks (SMU) Pasadena, Tex	(2)5/ 2
51.7'	Jerry Fannin (Fla) Gainesville, Fla	(2)4/18
51.7'	Chuck Harvey (Penn St) Wichita, Kans	(3)6/12
51.7'	Tom Ries (Ore St) West Los Angeles	(4)5/16
51.8'	Rodney Jackson (En Ill) Billings, Mont	(5)6/ 6
51.8'	David Wagner (Houston TC) Pasadena	(2)12/19
51.9'	Milton Bresler (Auburn) Gainesville	(3)5/16
51.9'	James King (S Diego St) Fresno, Calif	(3)5/16
51.9'	Larry Kreider (Navy Supp) Eugene	(1)8/ 1
52.0'	George Carty (S Jose St) Sacramento	(1)4/18
52.0'	Marvin Utecht (H Payne) Alpine, Tex	(1)5/ 9
52.0'	Louis Vicens (Houston) Pasadena, Tex	(2)5/29
52.0'	Dave Watson (Wm&M) Philadelphia, Pa	(3)5/30
52.0'	Randy White (Stan) Berkeley, Calif	(2)5/ 2

440-yard hurdle supplement:

These 440-yard hurdle marks are provided for athletes whose names appear above and whose 400-meter hurdle time was inferior to their 440-yard hurdle clocking by at least 0.3-seconds--the latter time being carried in the main list: 51.0, Manfred Klausner (WG). 51.4, *Larry James.

HIGH JUMP

Ni: 8 Meets 7'4 1-4" to 7'6 1-4"

The compilers of the World Ranking have faced many thorny problems in the past--but the ranking in 1970 of Red Chinese high jumper Ni Chih-chin may be the worst yet. His marks of 7'6 1/4" and 7'5" are the only two "official" clearances verified but unofficial reports indicate he tried in six other meets for the world record before his 7'6 1/4" topper and each time jumped between 7'4 1/4" and 7'5". But when it comes to the ranking, two questions are asked

about any athlete: how did he perform on the big occasion, and, who did he beat and who beat him? In short, they are interested in the athlete as a competitor--but one does not have to be a competitor to compile an impressive list of great marks. True, marks are a factor--but they tend to be number three in importance of the compiler's three criteria. However, they chose Ni first because his marks were so vastly superior to those posted by the other jumpers in "circulation" and because he shouldn't be overly penalized for not having the "right" or "opportunity" to compete against athletes of comparable stature.

After careful study of the records of the other jumpers, Reynaldo Brown was given second. Except for Ni, Brown's marks were as good or bet-

ter than anyone else's. With one exception, all his losses were on fewer misses. (In the Ranking, such losses are usually ignored and counted as ties.) Commonwealth champ Lawrie Peckham of Australia is third and, in a way, his case is exactly opposite that of Ni. Peckham's marks are clearly inferior to those of any other ranked jumper but he never lost, not even via fewer misses. And he beat strong international fields in three European meets. Last year's leader, Valentin Gavrilov of the USSR, is fourth. He was never worse than second until late in the year after all the big meets were over and won a couple of the big meets besides. European Cup winner Kenneth Lundmark of Sweden is fifth. He really had two seasons, one in the US and one in Europe with the latter most impressive. The next two are a pair of successful Fosbury floppers. Soviet Kestutis Sapka is now second on the all-time flop list while American Bill Elliott is third. Elliott had a great season going until an achilles tendon injury practically put him out of commission and limited his June performances. Eighth and ninth are another nearly bracketed pair, with records about as similar as an American collegian (Barry Shepard) and Soviet competitor (Viktor Bolshov) can have. Bolshov had a slight edge in marks, however, and so he gets the higher place. Hungarian Endre Kelemen edges into 10th ahead of other qualified Europeans Erminio Azzaro of Italy and West Germans Hermann Magerl and Thomas Zacharias.



Soviet Kestutis Sapka became the second-highest Fosbury flopper in history with his 1970 personal best clearance of 7'3 3/4"; only Dick Fosbury himself has jumped higher. The 21-year-old also had two other jumps over 7'2 1/2" to rank sixth—one spot ahead of American Bill Elliott, third-highest flopper ever. /Zigurdus Mezavilks, Sports, USSR/

1. NI CHIH-CHIN (China)	7'5/8" (1) Peking 7/ 5	7'5/8" (1) Moscow 7/26
(reportedly 6 meets between 7'4 1/4"-7'5")	7'2 1/4" (1) Changsha 11/ 8	6'11 7/8" (2) EC sf (Zurich) 8/ 1
2. REYNALDO BROWN (US/Calif TC)	7'2 1/2" (1) Long Beach Inv 4/18	7'2 1/2" (1) Moscow 8/21
7'1" (2) Mt SAC Rlys 4/25	7'1 1/8" (1) European Cup 8/29	7'2 1/8" (1) Moscow 8/22
7'1" (1) Compton 5/ 3	7'1 1/8" (1) Universiade 9/ 6	6'11 7/8" (2) Milan 9/ 8
7'2 3/4" (1) King Gms 5/16	7'1 1/8" (2) Soviet Union Ch 9/14	7'1 1/8" (2) Sochi 10/ 2
7'3 1/4" (2) California Rlys 5/23	6'11 3/8" (3) Sochi 10/ 2	6'11 1/8" (4) Tashkent 10/11
7'1" (2) Kennedy Gms 5/30	5. KENNETH LUNDMARK (Swe/BYU)	7'1" (1) Texas Rlys 4/ 4
7'1" (1) Compton Inv 6/ 6	7'0" (2) Tempe 4/11	7'0" (2) Drake Rlys 4/25
7'0" (1) Rose Fest 6/13	7'0" (2) Drake Rlys 4/25	7'1/4" (1) Beehive Rlys 5/ 2
6'8" (4) Orange Inv 6/20	7'1/2" (1) Provo 5/ 9	6'11" (1) WAC 5/16
7'1" (1) AAU 6/26	6'11" (1) WAC 5/16	6'10" (6t) California Rlys 5/23
6'11 1/2" (2) v France 7/ 9	6'10" (3) Compton Inv 6/ 6	6'11" (3) Compton Inv 6/ 6
6'11 7/8" (2) v W Germany 7/16	6'10" (1) USTFF 6/13	6'10" (1) USTFF 6/13
7'4" (1) v S Union 7/24	7'0" (4) NCAA 6/19	6'10" (3t) Rose Fest 6/13
7'4" (1) Bislett Gms 8/ 5	6'11 7/8" (1) v Norway 6/26	6'10" (5t) AAU 6/26
6'11 7/8" (2) Cologne 8/11	6'10" (1) Stockholm 7/ 1	6'10" (1) Stockholm 7/ 1
3. LAWRIE PECKHAM (Australia)	6'10" (1) Melbourne 1/31	6'11 1/8" (1) v Poland 7/26
7'0" (1) Croyden 1/ 1	7'4" (1) Melbourne 2/ 1	6'11 1/8" (1) EC sf (Helsinki) 8/ 1
6'9 1/4" (1) Melbourne 1/24	7'1/2" (1) Melbourne 2/21	7'1/4" (1) Swedish Ch 8/15
6'10" (1) Melbourne 1/31	7'1/2" (1) Australian Ch 3/22	7'5/8" (1) European Cup 8/29
7'4" (1) Melbourne 2/ 1	6'10" (1) Sydney 7/ 5	6'11 1/2" (2) v Finland 9/ 5
7'0" (1) Melbourne 2/21	7'4" (1) Commonwealth G 7/18	7'1" (1) v Canada 9/15
7'1/2" (1) Australian Ch 3/22	7'5/8" (1) Siena 8/ 8	7'1/2" (1) v Canada, Norway 9/20
6'10" (1) Sydney 7/ 5	6'11 7/8" (1) Cologne 8/11	6. KESTUTIS SAPKA (Soviet Union)
7'4" (1) Commonwealth G 7/18	6'11 7/8" (1) Cologne 8/11	6'11 1/8" (1) Vilnius 5/24
7'5/8" (1) Siena 8/ 8	6'11 7/8" (2) v US 7/24	6'9 7/8" (4) Riga 6/ 5
6'11 7/8" (1) Cologne 8/11		
4. VALENTIN GAVRILOV (S Union)		
7'2 3/8" (1) Znamenskiy Mem 7/ 3		
6'11 7/8" (2) v US 7/24		

6'11 1/2" (1) Vilnius 6/14	9. BARRY SHEPARD (US/Arizona State)	7'1" (1) Tempe 3/14
6'8 3/4" (1) Riga 6/21	7'2" (1) Tempe 3/31	7'2" (1) Tempe 4/11
6'9 1/8" (14) Znamenskiy Mem 7/ 3	7'0" (1) Penn Rlys 4/25	6'11" (4) WAC 5/16
7'2 5/8" (1) Kiev 8/16	7'1" (3) California Rlys 5/23	6'10" (3t) Rose Fest 6/13
7'3" (1) Vilnius 8/21	7'0" (2) AAU 6/26	7'0" (2) AAU 6/26
6'11 1/8" (7) Soviet Union Ch 9/14	6'11 1/2" (1) v France 7/ 9	6'10 3/4" (2) Budapest 5/24
6'11 1/8" (1) v Poland, E Ger 9/26	6'10 3/4" (3) v W Germany 7/16	7'1 1/2" (2) Budapest 5/30
7'3 3/4" (1) Sochi 10/ 2	6'9 7/8" (5) v Soviet Union 7/24	7'1" (1) Sofia 6/14
7. BILL ELLIOTT (US/Pacific Coast)	7'1" (1) Malmö 8/19	6'11 1/8" (1) Helsinki 8/24
6'10" (1) W Los Angeles 3/14	6'11 1/8" (1) Helsinki 8/24	7'5/8" (2) Warsaw 9/ 3
7'1 1/2" (1) Los Angeles 3/21	6'11 1/8" (2) Budapest 5/ 1	6'10 3/4" (2) Budapest 5/10
7'1/4" (1) El Paso 4/11	6'10 3/4" (2) Budapest 5/24	7'1 1/2" (2) Budapest 5/30
7'1" (1) Mt SAC Rlys 4/25	7'1 1/2" (1) Sofia 6/14	6'11 1/2" (2) Budapest 6/14
7'1/4" (2) Poli Mem 5/ 7	6'11 1/2" (1) v Poland, Czech 6/28	7'2 1/4" (1) v Poland, Czech 6/28
7'3 3/4" (1) California Rlys 5/23	6'10 3/4" (1) Helsinki 7/ 1	6'10 3/4" (1) Helsinki 7/ 1
7'1" (1) Kennedy Gms 5/30	7'5/8" (1) Varkaus 7/ 2	7'5/8" (1) Varkaus 7/ 2
nh (-) Compton Inv 6/ 6	7'1" (1) Sotkamo 7/ 5	6'11 1/8" (2) EC sf (Sarajevo) 8/ 1
6'10" (3t) Rose Fest 6/13	6'11 1/8" (2) EC sf (Sarajevo) 8/ 1	6'10 3/4" (1) Hungarian Ch 8/ 9
6'10" (5t) AAU 6/26	6'10 3/4" (9) Universiade 9/ 6	6'8 3/4" (2) Milan 9/ 8
8. VIKTOR BOLSHOV (Soviet Union)	6'11 1/2" (2) v Rumania, Italy 9/18	
7'1" (1) Kishinyev 4/26		
7'5/8" (1) Kishinyev 5/27		
6'10 3/4" (1) Potsdam 6/14		
7'1 1/2" (1) Kishinyev 6/20		
7'5/8" (2) Znamenskiy Mem 7/ 3		
6'9 7/8" (3) v US 7/24		
7'2 1/4" (1) Kishinyev 9/ 4		
6'11 1/8" (6) Soviet Union Ch 9/14		
7'5/8" (1) Kishinyev 10/ 5		
7'5/8" (1) Kishinyev 10/13		

World List

7'6 1/4" Ni Chih-chin (China) Changsha, China (1)11/ 8	7'5/8" Jan Dahlgren (Swe) Handen, (2)8/23
7'3 3/4" Kestutis Sapka (SU) Sochi, SU (1)10/ 2	7'5/8" Serban Ioan (Rum) Bucharest, Rum (1)5/ 9
7'3 1/4" *Reynaldo Brown (US/Cal TC) Modesto (2)5/23	7'5/8" Gerard Lamy (Fr) Dole, Fr (1)8/22
7'3 1/4" *Bill Elliott (US/P Coast) Modesto, Calif (1)5/23	7'5/8" Vassilios Papadimitriou (Gr) Athens (1)8/ 1
7'2 5/8" Valentin Gavrilov (SU) Kiev, SU (1)7/ 3	7'5/8" Lawrie Peckham (Aus) Siena, Italy (1)8/ 8
7'2 5/8" Istvan Major (Hun) Budapest, Hungary (1)5/24	7'5/8" Gunther Spielvogel (WG) Friedrichshfn (1)8/ 2
7'2 5/8" Thomas Zacharias (WG) Mayen, WG (1)9/27	7'2" *Scott English (US/El Paso) El Paso (1)3/21
7'2 1/4" Viktor Bolshov (SU) Kishinyev, SU (1)9/ 4	7'1/2" *Willie Sojourner (US/Weber St) Ogden (1)5/16
7'2 1/4" Endre Kelemen (Hun) Warsaw, Pol (1)6/28	7'1/4" *Aaro Alarotu (Fin) Virrat, Fin (1)6/14
7'2" *Ron Jourdan (US/Fla) Gainesville, Fla (1)3/31	7'1/4" Jerry Culp (US/Calif HS) San Diego (1)5/23
7'2" *Barry Shepard (US/P Coast) Tempe (1)3/31	7'1/4" Sergey Budalov (SU) Minsk, SU (1)9/14
7'1 7/8" Jaroslav Alexa (Czech) Ostrava, Czech (1)5/21	7'1/4" Gerd Duhrkop (EG) Malmo, Swe (3)8/19
7'1 7/8" Wojciech Golebiowski (Pol) Warsaw (1)9/ 3	7'1/4" Lech Klinger (Pol) Siracusa, Italy (2)7/ 5
7'1 7/8" Jiri Palkovsky (Czech) Colombes, Fr (1)9/13	7'1/4" Zbynek Kuzela (Czech) Pardubice, Cz (1)6/28
7'1 7/8" Hidehiko Tomizawa (Jap) Tokyo (1)5/ 2	7'1/4" Wolfgang Schillikowski (WG) Heilbronn (1)7/ 4
7'1 3/4" *Mike Bowers (US/AATC) Ypsilanti, Mi (1)6/ 9	7'1/4" Jozsef Tihanyi (Hun) Budapest (3)5/24
7'1 3/4" *Pat Matzdorf (US/Wisc) Milwaukee, Wi (1)6/13	7'1/4" Branko Vivod (Yug) Belgrade (1)10/10
7'1 1/2" Erminio Azzaro (It) Fomia, Italy (1)5/ 7	Extra trial:
7'1 1/2" Christer Celion (Swe/BYU) Provo, Ut (1)5/ 9	7'3" Endre Kelemen (Hun) Sotkamo (-)7/ 5
7'1 1/2" *Frank Costello (US/Spts Intl) CII Park (2)5/23	
7'1 1/2" *Joe David (US/Md) College Park, Md (1)5/23	
7'1 1/2" Lothar Doster (EG) Magdeburg, EG (1)8/15	
7'1 1/2" Kenneth Lundmark (Swe/BYU) Provo (1)5/ 9	
7'1 1/2" Hermann Magerl (WG) Stuttgart, WG (1)7/16	
7'1 1/2" Juri Tarmak (SU) Sochi, SU (1)10/ 4	
7'1 1/4" *Otis Burrell (US/Strid) San Jose, Calif (1)4/18	
7'1" Fernando Abugattis (Peru) Albuquerque (2)9/13	
7'1" Cseba Dozsa (Rum) Colombes, Fr (2)9/13	
7'1" Henry Elliott (Fr) Zurich, Switz (1)8/ 1	
7'1" Herbert Huttel (EG) Magdeburg, EG (1)6/ 3	
7'1" *Ray McGill (US/Kans St) Austin, Tex (2)4/ 4	
7'1" *John Radetich (US/Ore St) Eugene, Or (1)5/ 2	
7'1" Ingomar Sieghart (WG) Lahore, Ind (1)10/30	
7'1" Peter Wright (Aus/Wash St) Pullman, Wa (1)6/14	
7'3/4" *John Dobroth (US/P Coast) San Jose (1)4/ 4	
7'3/8" Rudolf Baudis (Czech) Riga, SU (1)6/ 5	

7'5/8" Jan Dahlgren (Swe) Handen, (2)8/23	6'10 1/2" Johnny Blakney (Tex HS) Austin, Tex (1)5/ 8
7'5/8" Serban Ioan (Rum) Bucharest, Rum (1)5/ 9	6'10 1/2" Wayne Bradley (Pasadena CC) Vn Nuys (1)3/13
7'5/8" Gerard Lamy (Fr) Dole, Fr (1)8/22	6'10 1/2" Gene Halton (Princeton) W L Branch (1)5/ 5
7'5/8" Vassilios Papadimitriou (Gr) Athens (1)8/ 1	6'10 1/2" Eric Howard (Morgan St) Norfolk, Va (1)4/18
7'5/8" Lawrie Peckham (Aus) Siena, Italy (1)8/ 8	6'10 1/2" John Mann (Mich) Chicago, Ill (2)6/ 6
7'5/8" Gunther Spielvogel (WG) Friedrichshfn (1)8/ 2	6'10 1/2" Gaylin Sweet (Ill HS) Champaign, Ill (1)5/23
7'2" *Scott English (US/El Paso) El Paso (1)3/21	6'10" dec Don Albritton (NE Mo St) Des Moines (1)4/22
7'1/2" *Willie Sojourner (US/Weber St) Ogden (1)5/16	6'10" Gary Cameron (Miami/O) Oxford, Ohio (1)5/23
7'1/4" *Aaro Alarotu (Fin) Virrat, Fin (1)6/14	6'10" Ed Clark (Cal TC) Woodland Hills, Calif (1)7/31
7'1/4" Jerry Culp (US/Calif HS) San Diego (1)5/23	6'10" Steve Cooksey (Ind St) Bloomington (3)6/ 6
7'1/4" Sergey Budalov (SU) Minsk, SU (1)9/14	6'10" Randy Crady (Bradley) Lafayette, Ind (1)4/11
7'1/4" Gerd Duhrkop (EG) Malmo, Swe (3)8/19	6'10" Bill Crawford (Athens) Sacramento (1)3/28
7'1/4" Lech Klinger (Pol) Siracusa, Italy (2)7/ 5	6'10" Lonnie Dalton (W Chester St) Easton, Pa (1)5/ 9
7'1/4" Zbynek Kuzela (Czech) Pardubice, Cz (1)6/28	6'10" Dennis DeLoach (Tex HS) El Paso, Tex (1)3/21
7'1/4" Wolfgang Schillikowski (WG) Heilbronn (1)7/ 4	6'10" Larry Dykstra (Ill) Bloomington, Ind (2)5/16
7'1/4" Jozsef Tihanyi (Hun) Budapest (3)5/24	6'10" Neil Erickson (Ore St) S Maria, Calif (3)3/24
7'1/4" Branko Vivod (Yug) Belgrade (1)10/10	6'10" Steve Fisher (Miami/O) Knoxville, Tenn (1)3/30
Extra trial:	6'10" Rick Fletcher (Fresno CC) Fresno, Cal (1)3/28
7'3" Endre Kelemen (Hun) Sotkamo (-)7/ 5	6'10" Randy Fulkerson (Calif HS) Berkeley (2)6/ 6

US Additions

7'0" Mike Bernard (Sn III) Champaign, Ill (1)5/ 2	6'10" George Holland (Okla St) El Paso, Tex (2)3/21
7'0" Jackie Causey (SW La) Lafayette, La (1)5/ 9	6'10" Henry Jackson (Wn Ky) Murfreesboro (1)5/16
7'0" John Hartfield (US Army) Compton (3)5/ 2	6'10" Gary Kafer (Tex HS) Abilene, Tex (1)7/24
7'0" Gary Haupert (Ind) Lexington, Ky (1)4/ 4	6'10" Steve Lang (UCLA) West Los Angeles (1)2/21
7'0" Marty Hill (Ore) Eugene, Ore (2)5/ 2	6'10" Ray Lisby (Nev HS) Overton, Nev (1)4/17
7'0" Larry Hollins (Mira Costa JC) Walnut (1)4/24	6'10" Max Lowe (Athens) San Jose, Calif (1)2/ 5
7'0" Clarence Johnson (Cal) Berkeley, Calif (1)4/11	6'10" Bruce Peltier (Army) West Point, NY (2)5/ 2
7'0" Jim Sobieszczyk (Kearney St) Billings (1)6/ 6	6'10" Jim Rambo (Jamestown) Valley City (1)5/21
7'0" Jim Voss (Wash St) Pullman, Wash (2)6/14	6'10" Tom Roushey (unat) Hightstown, NJ (1)5/16
6'11 1/2" Fred Jackson (unat) San Jose, Calif (1)3/ 7	6'10" Frank Saier (Fla TC) Puerto Rico (1)1/10
6'11" Lorenzo Allen (Ariz) Salt Lake City (2)5/16	6'10" Phil Singleton (Ore) Eugene, Ore (3)5/ 2
6'11" Hal Greenwood (UCLA) W Los Angeles (1)3/28	6'10" Randy Smith (Buffalo St) New York (1)4/18
6'11" Lonnie Hance (Tenn) Knoxville, Tenn (1)4/18	6'10" Tom Stuart (unat) Des Moines, Ia (3)4/24
6'11" Ed Hanks (S Diego TC) San Diego (1)4/11	6'10" Chuck Taylor (Ind) Bloomington, Ind (4)6/ 6
6'11" Tim Heikkila (Minn) Bloomington, Ind (1)6/ 5	6'10" George Thornton (La Tech) Natchitoches (1)4/18
6'11" Lew Hoyt (USMC) Compton, Calif (4)5/ 3	6'10" Bud Travaille (Pacific) Davis, Calif (1)3/ 21
6'11" Bruce Olson (Army) West Point, NY (1)5/16	6'10" Rick Wanemaker (Drake) Urbandale, Ia (1)7/ 3
	6'10" Terry Webb (Ill) Champaign, Ill (1)5/ 9
	6'10" Tim Wright (Lewis & Clark) Portland (1)4/25

THE SHOE THAT
WORKS FOR YOU



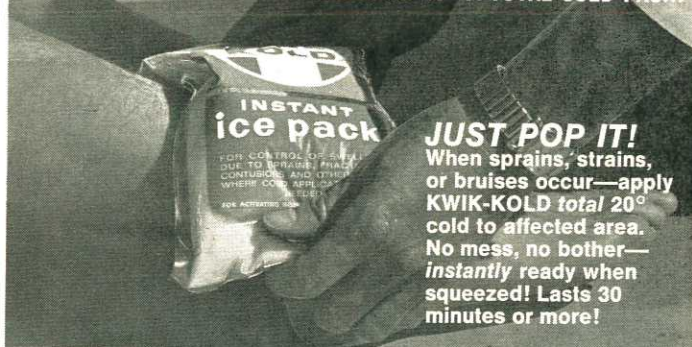
Great combination — you and NEW BALANCE shoes. Special design according to orthopedic principles works with you to give you full use of your abilities. You get natural foot action and better performance. You'll like the fit and the comfort. New Balance shoes are light with lots of GO-POWER and the special design helps prevent foot, leg, and knee problems. Put it all together with the shoe that has more going for you.

AVAILABLE IN EXACT SIZES
B, C: 4½-13 D, E: 6-13
Non-stock sizes available
SEND FOR CATALOG T

CANADA: Michel Rose
6976 Des Erables #3
Montreal 330, Quebec

NEW BALANCE
ATHLETIC SHOE CO.
176 BELMONT ST. WATERTOWN, MASS. 02172

**KWIK-KOLD'S TIME IS 2.5 SECONDS FROM
NON-REFRIGERATED CHEMICAL BAG TO 20° F. TOTAL COLD PACK!**



JUST POP IT!
When sprains, strains,
or bruises occur—apply
KWIK-KOLD total 20°
cold to affected area.
No mess, no bother—
instantly ready when
squeezed! Lasts 30
minutes or more!

KWIK-KOLD, INC. • BOX 696 • Moberly, Mo. 65270 • Dept TFN




RALPH TATE
Oklahoma State University



VERN WOLFE
U. of Southern California

SPORTS PAK

EXTRA NUTRIENTS FOR EXTRA PERFORMANCE




LEW HARTZOG
Southern Illinois University

30-day Pak \$7.50
100-day Pak 22.50

Order today!

This is the
SPORTS PAK
taken daily with
breakfast or with
High Protein drink

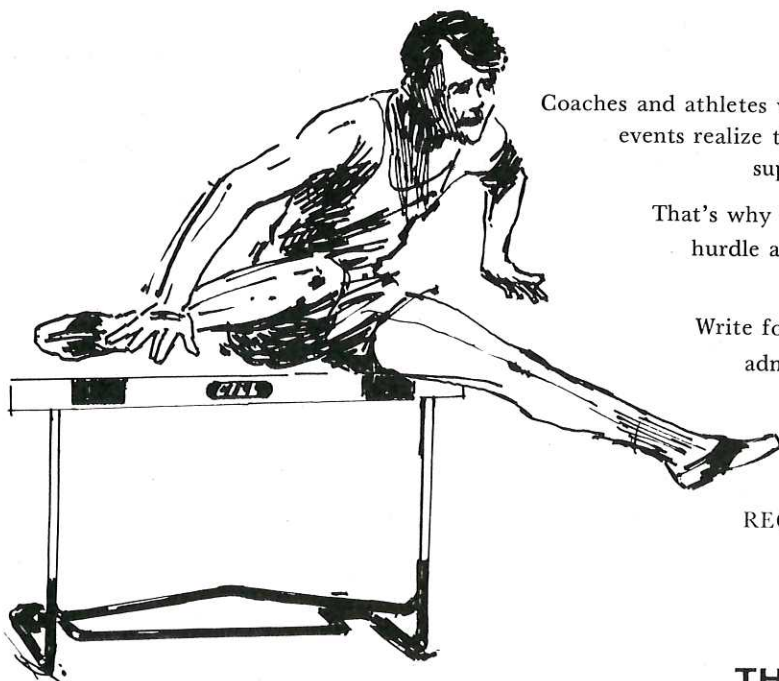


REALIFE Athletic Research
110 Gay St., Arlington, Texas 76010

FOR PERFORMANCE, APPEARANCE AND OFFICIAL SANCTION IN TRACK AND FIELD

ALWAYS GO GILL

DESIGNED AND CONSTRUCTED BY CRAFTSMEN WHO CARE!



Coaches and athletes who care about achievement in track and field events realize the importance of training and competing with superior equipment that meets official standards.

That's why Gill products, including the world-famous Gill hurdle and Hollowood Star Discus and more than 200 other items, are preferred by those who care.

Write for new illustrated catalog. Single copies free to administrators, coaches, and team representatives.

RECORDS ARE MADE AND BROKEN WITH

GILL

TRACK AND FIELD EQUIPMENT

THE HARRY GILL COMPANY


DEPT. TF 11, BOX 428, URBANA, ILLINOIS 61801 PHONE 367-8438

Bill Perrin's "Par-A-Tex" Landing Pads

ADVANTAGES OF THE PAR-A-TEX FILLER SECTIONS

- Flame Retardatory
- Waterproof
- Lightweight & Portable
- Only 3 sections of Par-A-Tex in pole vault unit
- Only 2 sections in high jump unit
- Par-A-Tex can be purchased separately

THE FIRST RUBBERIZED CURLED-HAIR LANDING PAD



ADVANTAGES OF THE COVER AND BASE ENCLOSURE

- Fire & Waterproof
- Built-in handles for portability
- The top cover is a bright red vinyl coated nylon that is non-abrasive with electrically welded seams
- Top cover is adjustable & easy to move for storage
- The base is a weather-resistant breather material made of polypropylene

Tested and Proven Effective at Many Schools (AT A PRICE YOU CAN AFFORD TO PAY)

Portable, durable, all-weather, fire-resistant pole vault and high jump landing pits at a reasonable price. PAR-A-TEX is not a foam rubber product.

NOTICE: We also have the famous Bill Perrin's Exercise & Simulation Units. Used by the nation's top athletes, universities, & high schools. These training aids include: fiber glass pole vault trainer * sprint trainer * shot put trainer * high jump & hurdle trainer * discus & javelin trainer.

For information write:

BILL PERRIN'S PAR-A-TEX LANDING PADS
P.O. Box 4242 Madison, Wisconsin 53711
Phone: (608) 233-0555

Fiber Glass Pole Vault Trainer - \$24.95

plus \$1.50 postage

Recommended in Track Technique.

Used by many of the World's Top Vaulters, in U.S.A. and overseas.

Excellent for fall and winter training.

Vaulter is forced to use the correct body mechanics to get vertical lift.

Rubber section has tensile strength of 4000 lbs.

Can be adjusted for more or less sinking sensation.

Vaulters overcome fear of the sinking sensation.



Sprinting Trainer

Track & Football. (\$12.50) Book, two foot harnesses attached to 7' stretch hose & door or structure attachment.

"Bill Perrin's training device to mimic the sensation of "sinking" encountered when the fiberglass pole bends, is the most practical, unique, realistic and timely training aid introduced to the science of pole vaulting in the last 20 years."

—Dr. R. V. Ganslen
Author Mechanics of the Pole Vault.

START YOUR VAULTER EARLY

Trainer can be secured indoors or outdoors on climbing rope, high bar, back board supports or football goal posts.



Recommended in these outstanding books:

• Dr. Ken Doherty's "Track & Field Movies on Paper." 347 Michigan Ave., Swarthmore, Pa.

• Dr. John T. Powell's "Track & Field Fundamentals for Teacher & Coach." Stipes Publishing Co., Champaign, Ill.

F. G. P. V. T. comes complete as shown in above photo, plus drills, instructions and 12-page coaching guide for Fiber Glass Pole Vaulting.



High Jump & Hurdle Trainer (\$10.00) Book, foot harness with ring attached to 7' stretch hose, plus door or structure attachments.



Take Off
Quickly raising both feet above head.



Sinking Sensation
Rubber stretches as vaulter assumes pre-pull position.



Catapult Action
Rubber returns as the vaulter extends body and feet.

"No vaulter who has ever used this device has ever been satisfied without it, as there is a direct carry-over in skill to vaulting with the fiberglass pole." Fred Wilt, Editor, Track Technique.



Presented at 1966 NCAA Clinic • Used at International Track & Field Coaching Schools & Clinics • Resistance can be quickly changed from a few pounds to several hundred pounds.

"These progressive resistance exercise and simulating units may be used for both weight training of any intensity and simulating various movements in throwing, jumping, and hurdling. This equipment has amazing versatility." Fred Wilt, Editor, Track Technique; Author, How They Train & Run, Run, Run.

Used by top four vaulters in 1968 Golden West Invitational.

Shot Put Trainer (\$12.50) Book, 16" ball attached to nylon rope and 4' stretch hose. End attachment consists of a series of 4 tying rings and 2' section of nylon rope.



Discus & Javelin Trainer (\$6.50) Book, 7' stretch hose attached to door or structure attachment.

VALUES & PRINCIPLES OF EXERCISE SIMULATIONS using rubber stretch hose and attachments to mimic skills involved in running, jumping, and throwing are: Most skills involve the proper use of linear and angular force and movements • When rubber stretch hose is secured at proper height, it becomes what we call a linear or angular resistance or both, depending on placement and skill being simulated • **All Muscles Pull**, therefore applying this linear and angular force against a linear and angular resistance forces the athlete to use and develop the exact muscle groups used in the skill being simulated, developing a true neuro-muscular pattern.

Schools may use purchase order. Others send check or money order to:

BILL PERRIN ATHLETIC PRODUCTS
P.O. Box 4242, Madison, Wisconsin 53711

Track & Field News

POLE VAULT

Nordwig Out-Vaults Papanicolaou



Italian Renato Dionisi ranks third after a near-perfect season which saw him lose just once—to top-ranked Wolfgang Nordwig in the European Cup. /Knut Holm/



A consistent year placewise by Finn Risto—some "low" clearances notwithstanding—was sufficient to rank him 10th. /courtesy of Kauko Niemela/

1. WOLFGANG NORDWIG (East Germany)	17'4 1/2" (1) Magdeburg 6/ 3	17'4 1/2" (1) Riva del Garda 10/18
	17'10 1/2" (1) Berlin 6/17	4. FRANCOIS TRACANELLI (France)
	17'4 3/4" (1) Kusocinski Mem 6/19	16'6 1/2" (2t) Abidjan 4/ 4
	17'4 3/4" (1) Helsinki 6/30	16'8 3/4" (1) Poli Mem 5/ 7
	17'8 1/2" (1) E German Ch 7/ 5	17'3 1/2" (2) Madrid 5/27
	nh (-) v Great Britain 7/11	17'2 1/2" (2) Berlin 6/17
	17'6 3/4" (1) EC sf (Helsinki) 8/ 2	nh (-) v Finland 6/28
	17'6 3/4" (1) European Cup 8/30	16'1 1/2" (3) v US 7/ 8
	17'11 1/2" (1) Universiade 9/ 3	16'6 3/4" (2) French Ch 7/19
	17'8 1/2" (1) Jena 9/19	17'8 1/2" (1) Colombes 7/25
	17'3 1/2" (1) v S Union, Poland 9/27	16'1 1/2" (2) EC sf (Zurich) 8/ 2
2. CHRIS PAPANICOLAOU (Greece)	16'5" (2) Poli Mem 5/ 7	17'3 1/2" (2) Cologne 8/11
	17'4" (1) Zauli Mem 5/16	16'8 3/4" (1) Autun 8/15
	17'4 1/2" (1) Madrid 5/27	16'10 1/2" (3) European Cup 8/30
	16'5" (2) Milan 7/ 1	17'4 3/4" (3) Universiade 9/ 3
	17'2 1/2" (1) Athens 7/27	17'3 1/2" (1) European Jr Ch 9/13
	17'2 1/2" (1) Athens 8/ 2	5. KJELL ISAKSSON (Sweden)
	17'4 3/4" (1) Athens 8/ 6	17'3 1/2" (1) v Norway 6/27
	17'8 1/2" (1) Balkan Gms 8/16	16'8 3/4" (1) v Poland 7/26
	17'9 1/2" (2) Universiade 9/ 3	nh (-) Stockholm 7/29
	16'10 1/2" (1) Greek Ch 9/27	17'2 1/2" (2) EC sf (Helsinki) 8/ 2
	17'5 1/2" (1) Athens 10/ 5	16'8 3/4" (1) Swedish Ch 8/16
	17'6 3/4" (1) Athens 10/19	16'8 3/4" (2) Norrkoping 8/17
	18'3 1/2" (1) Athens 10/24	17'5 1/2" (1) Malmö 8/19
3. RENATO DIONISI (Italy)	16'8 3/4" (4) European Cup 8/30	16'8 3/4" (2) Karlstad 8/24
	17'3 1/2" (1) v Poland 7/ 4	16'8 3/4" (4) European Cup 8/30
	17'6 3/4" (1) Italian Ch 7/15	17'3 1/2" (1) Stockholm 9/ 2
	16'8 3/4" (1) EC sf (Sarajevo) 8/ 2	17'3 1/2" (1) v Finland 9/ 6
	17'3 1/2" (2) European Cup 8/30	17'7 1/2" (1) v Canada, Norway 9/19
	17'4 3/4" (1) Bucharest 9/19	17'3 1/2" (1) Los Angeles 9/30
	17'3 1/2" (1) Turin 9/27	6. SAM CARUTHERS (Seamans)
	17'4 3/4" (1) Reggio Emilia 10/ 4	17'0" (1) San Jose 3/ 7
		16'6" (2) San Jose 4/18

Except for two slight blemishes, Wolfgang Nordwig's 1970 season was perfect. He failed at his opening height in one meet (the British dual won by Steve Chappell at 15'5 1/2") and he lost the world record at the end of the season after twice breaking it himself. But even these two slight flaws couldn't keep the East German from the number one position—and becoming the first non-American ever to rate first in the 24-year history of these rankings! Second went to Greek Chris Papanicolaou, history's first 18-footer, who lost twice early in the year but who really came on late in the campaign. He lost only to Nordwig on his ride to the world record. Both early losses came in Italy but neither was to third-ranked Renato Dionisi, who was consistent at 17-foot plus heights and lost just once—to Nordwig in the European Cup. Fourth went to the somewhat erratic but brilliant young Frenchman Francois Tracanelli. He won the European Junior title and proved competitive in the tough Universiade and Cup competitions. Fifth is another stellar youth, Sweden's Kjell Isaksson, who had a fairly steady year with just one major slip—the Cup where he was fourth behind three of the top four men. Sam Caruthers in sixth is the first American and had only one poor meet in a long season. From here on, however, it was a matter of sorting out several vaulters who performed erratically—sometimes brilliant, sometimes mediocre. Leading this group is Finn Alti Alarotu, who performed steadily in the US but less so when he returned to his homeland. Next came two of the greats of the vault, John Pennel and Bob Seagren. Both were hampered by injuries and each found his starting height too high on more than one occasion. Pennel had an excellent early season interrupted by injury which disrupted his training and ruined his consistency. Seagren really had little more than his AAU victory to point to. The final spot goes to another vaulter from Finland, Risto Ivanoff, who, like a good many vaulters over the world, was up and down.

16'6 1/2" (1) Penn Rlys 4/25	17'0" (1) Compton 5/ 3
15'6" (1) King Gms 5/16	17'6" (1) California Rlys 5/23
16'6" (4) California Rlys 5/23	nh (-) Kennedy Gms 5/30
16'6" (2) Kennedy Gms 5/30	16'0" (4t) Compton Inv 6/ 6
16'6" (1) Compton Inv 6/ 6	nh (-) Sacramento 6/13
16'9 1/2" (1) Rose Fest 6/13	17'3 1/2" (1) Consolini Mem 7/ 1
17'1 1/2" (2) Orange Inv 6/20	nh (-) Zurich 7/ 3
16'8 3/4" (3) AAU 6/27	nh (-) Mainz 7/19
17'2 1/2" (1) v France 7/ 8	9. BOB SEAGREN (US/Striders)
17'3 1/2" (1) v W Germany 7/15	16'6" (1) Melbourne 3/17
15'9" (5) v Soviet Union 7/24	nh (-) Mt SAC Rlys 4/25
16'10 1/2" (1) Stockholm 7/29	nh (-) Compton 5/ 3
16'10 1/2" (1) Bisset Gms 8/ 6	17'1 1/2" (2) California Rlys 5/23
17'3 1/2" (4) Cologne 8/11	17'3 1/2" (1) Kennedy Gms 5/30
7. ALTTI ALAROTU (Finland)	16'0" (4t) Compton Inv 6/ 6
17'1 1/2" (1) Tempe 4/11	16'0" (5) Rose Fest 6/13
16'6 1/2" (1) Drake Rlys 4/25	16'0" (6) Orange Inv 6/20
17'0" (1) Beehive Inv 5/ 2	17'2" (1) AAU 6/27
16'8 3/4" (1) WAC 5/16	16'5" (3) TOP Gms 6/30
17'1 1/2" (3) California Rlys 5/23	nh (-) Nurmi Gms 7/ 1
16'6" (3) Kennedy Gms 5/30	16'6 3/4" (1) La Corona 7/22
16'0" (4) USTFF 6/13	15'9" (2) Blankenberge 8/15
17'0" (2) NCAA (indoors) 6/20	10. RISTO IVANOFF (Finland)
16'8 3/4" (1) v France 6/28	16'8 3/4" (1) Abidjan 4/ 4
16'5" (4) TOP Gms 6/30	16'8 3/4" (2) v France 6/28
17'5" (1) Nurmi Gms 7/ 1	17'2 1/2" (2) Helsinki 6/30
15'7" (4) Finnish Ch 8/16	16'8 3/4" (2) Nurmi Gms 7/ 1
16'10 1/2" (3) v Sweden 9/ 6	17'3 1/2" (1) Turku 7/ 9
15'9" (1) v Czechoslovakia 9/19	16'6 3/4" (3) EC sf (Helsinki) 9/ 2
8. JOHN PENNEL (US/Striders)	16'10 1/2" (1) Lohja 8/ 9
17'0" (1) W Los Angeles 3/14	15'7" (2) Finnish Ch 8/16
17'0" (1) Los Angeles 4/11	16'6 3/4" (4) v Sweden 9/ 6
17'0" (1) San Jose 4/18	15'1 1/2" (2t) v E Germany 9/16
16'6" (2) Mt SAC Rlys 4/25	15'5" (2) v Czechoslovakia 9/18

World List

18'3 1/2" Christos Papanicolaou (Gr) Athens (1)10/24
17'11" Wolfgang Nordwig (EG) Turin, Italy (1)9/ 3
17'8 1/2" Francois Tracanelli (Fr) Colombes, Fr (1)7/25
17'7 1/2" Kjell Isaksson (Swe) Victoria, BC (1)9/20
17'6 3/4" Renato Dionisi (It) Rome, Italy (1)7/15
17'6" *John Pennel (US/Strid) Modesto, Calif (1)5/23
17'5" Altti Alarotu (Fin/BYU) Turku (1)7/ 1
17'4 3/4" *Dick Railsback (US/Strid) Norrkoping (1)8/17
17'2 1/2" *Sam Caruthers (US/Seamans) Colombes (1)7/ 8
17'2 1/2" Risto Ivanoff (Fin) Helsinki, Fin (2)6/30
17'2" *Paul Heglar (US/EI Paso) Bakersfield (2)6/27
17'2" *Bob Seagren (US/Strid) Bakersfield (1)6/27
17'1 1/2" Heinfried Engel (WG) Mainz, WG (1)7/19
17'3 1/2" Gennadiy Bliznyetsov (SU) Minsk, SU (1)9/12
17'3 1/2" John-Erik Blomqvist (Swe) Helsinki (2)9/ 6
17'3 1/2" Yuriy Khanafin (SU) Sverdlovsk, SU (1)7/12
17'3 1/2" Volker Ohl (WG) Cologne, WG (1)8/11
17'3 1/2" Hans-Jürgen Ziegler (WG) Waiblingen (1)6/ 7
16'11 1/2" Kyoichiro Inoue (Jap) Schifflingen (1)8/ 2
16'11 1/2" *Rickey Parris (US/McMurry) Alpine, Tx (1)5/ 2
16'10 1/2" Robert Anders (WG) Waiblingen, WG (1)8/26
16'10 1/2" Wojciech Buciariski (Pol) Warsaw (1)9/ 3
16'10 1/2" *Jeff Sakala (US/UCLA) Walnut, Calif (1)6/12
16'9 1/2" Bruce Simpson (Can/UCLA) W L Angls (1)4/25
16'9 1/2" Zygmont Dobrosz (Pol) Wroclaw, Pol (1)6/ 6
16'9 1/2" Manfred Fruhauf (EG) Halle, EG (1)9/13
16'9 1/2" Hans Lagerqvist (Swe) Los Angeles (2)9/30
16'8 3/4" Mike Bull (GB) Edinburgh (1)7/23
16'8 3/4" Yuriy Isakov (SU) Minsk, SU (2)9/12
16'8 3/4" Nikolay Keidan (SU) Potsdam, EG (1)6/14

US Additions

16'5 1/2" Tim St. Lawrence (Ala) Tuscaloosa (1)5/ 9
16'5 1/2" Rick Olander (S Diego St) San Diego (1)2/14
16'4" Bill Barrett (AATC) Ann Arbor, Mich (1)6/23
16'4" Jack Carter (USAF) S Lake Tahoe (1)5/16
16'4" Mike Hanna (UCTC) Ypsilanti, Mich (1)5/23

16'3 1/2" Greg Miguel (Athens) Sacramento (2)6/13
16'2 1/2" Curt Hisaw (En Wash St) Billings, Mont (1)6/ 6
16'1 1/2" Jeff Bennett (Okla Christ) Winfield (1)4/25
16'1 1/2" Larry Curtis (Rice) Pasadena, Tex (2)5/ 2
16'1 1/2" Gene Riley (ACC) Norman, Okla (1)4/11
16'1" Tom Blair (Penn) Philadelphia, Pa (1)5/23
16'1" Roland Carter (Ft Mac) Viareggio, It (2)6/14
16'1" Paul Gaydos (US Army) Viareggio, It (1)6/14
16'1" Rick Moon (S Dak St) Brookings, SD (1)5/21
16'1" Dave Roberts (Rice) Houston, Tex (2)4/11
16'1" Steve Smith (Sn Cal) Los Angeles (1)4/24
16'1" Tommy Whitten (Fresno St) Fresno (3)5/16
16'0" Dave Bussabarger (Colo) Boulder, Colo (1)4/25
16'0" Casey Carrigan (Stan) Stanford, Calif (1)4/ 4
16'0" Jeff Chase (Athens) San Jose, Calif (3)5/ 2
16'0" Jim Cochran (Sn Cal) Walnut, Calif (2)6/12
16'0" Jack Ernst (Wash St) Pullman, Wash (1)3/28
16'0" Larry Frank (S Dak St) Brookings, SD (1)5/ 9
16'0" Dan Henneberg (Wm&M) Philadelphia (3)4/25
16'0" Nick Homer (Phil PC) Philadelphia, Pa (2)6/ 7
16'0" Scott Hurley (Fla) Gainesville, Fla (1)5/16
16'0" Jerry Klyop (Vill) Philadelphia, Pa (1)6/ 7
16'0" Wayne Lambert (UCTC) Ypsilanti, Mich (2)5/23
16'0" Mike Markham (P Coast) San Jose, Calif (2)4/ 4
16'0" Steve Owens (Tenn) Philadelphia, Pa (2)4/25
16'0" Dick Rambo (Ariz St) W Los Angeles (1)3/ 7
16'0" Bob Richards Jr (Mt SAC) (1)4/17
16'0" Chuck Rogers (SBAA) Santa Maria (1)3/ 7
16'0" Bob Slover (S Jose St) Santa Barbara (2)3/28
16'0" Greg Smithey (Ida St) Walnut, Calif (3)6/12
16'0" Bud Williamson (Md) Philadelphia, Pa (1)4/25
16'0" Richard Wilson (N Car) Chapel Hill (1)4/25
16'0" John Wolyniec (unat) Philadelphia, Pa (4)4/25

LONG JUMP

Pani Beat All, Jumped Long Often

First was no problem here--for once. Frenchman Jacques Pani met and defeated virtually every other world-class jumper around. He was undefeated and had more "long" jumps than anyone else. And he won major titles as well as internationals. Second went to Josef Schwarz of West Germany who exploded against the US to equal the "low-altitude" record and is now equal second all-time with Ralph Boston and Igor Ter-Ovanesyan. Schwarz's East German counterpart, Klaus Beer, takes third after beating Schwarz in the European Cup. Beer could have rated second had he not turned in a poor performance in the Universiade. This trio was well ahead of the rest of the world, especially in the won-loss category and this always makes ranking difficult. Fourth finally went to Pani's countryman Christian Tourret in a close decision over American Bouncy Moore and Aussie Phil May. Tourret was an able back-up man for Pani and even won the French title (in Pani's ab-

sence). Moore, recovering from abdominal surgery, didn't do much until May but won some big ones thereafter. Like his name, though, he was up and down in Europe, getting one big win against the Soviet Union. Still, this is the lowest placing the first American has occupied in these rankings ever (before Stan Whitley's second in 1969, an American had ranked first every year). May did not compete against the American or European jumpers, but his good Commonwealth showing was enough to confirm his home showings. The veteran Ter-Ovanesyan, number one last year, seemed to be having a good year--not for him but as compared to the rest of the world--until he failed to make the finals in his national meet. He slips to seventh. Up-and-coming Alan Lerwill of Britain takes eighth after a third in the Commonwealth and a victory in the Universiade. He did have off days against the East Germans and Poles, however. Ninth was Japanese jumper Hiroomi Yamada, who broke his national record of 26'3 1/2"--set back in 1931 by Chuhei Nambu when that was the world record. Yamada backed his home efforts with a win in the Kusocinski meet but slipped back at Znamenskiy. Tenth went to Lynn Davies, who won his second Commonwealth title--and who certainly would have rated higher but that was his only competitive appearance all year.

1. JACQUES PANI (France)

24'10"	(1)	Paris	5/ 3
25'9 1/2"	(1)	Colombes	5/14
25'8 1/2"	(1)	Colombes	5/24
25'3 1/2"	(1)	Tarbes	5/31
25'6 1/2"	(1)	Barcelona	6/ 3
26'7 1/2"	(1)	Colombes	6/14
26'9 1/2"	(1)	Mericaamp Mem	6/21
25'11"	(1)	v Spain	6/27
26'5"	(1)	v US	7/ 8
26'10 1/2"w	(1)	EC sf (Zurich)	8/ 1
26'6 1/2"	(-)	EC sf (Zurich)	8/ 1
26'10 1/2"w	(1)	Font Romeu	8/ 9
26'3 1/2"	(1)	Vittel	8/20
26'6 1/2"	(1)	European Cup	8/29

2. JOSEF SCHWARZ (West Germany)

26'1 1/2"	(1)	Stuttgart	6/ 6
26'9 1/2"	(1)	Kassel	7/ 4
27'4 1/2"	(1)	v US	7/15
25'8"	(1)	EC sf (Sarajevo)	8/ 1
26'3"	(1)	W German Ch	8/ 8
26'2 1/2"	(3)	European Cup	8/29

3. KLAUS BEER (East Germany)

25'9 1/2"	(1)	Sofia	5/30
25'9 w	(1)	Berlin	6/17
26'6 1/2"	(2)	Mericaamp Mem	6/21
26'7"	(1)	E German Ch	7/ 4
25'5 1/2"	(1)	v Great Britain	7/10
25'7 1/2"	(1)	EC sf (Helsinki)	8/ 1
26'5 1/2"	(2)	European Cup	8/29

4. CHRISTIAN TOURRET (France)

25'1 1/2"	(5)	Universiade	9/ 4
25'8 1/2"	(1)	Jena	9/19
25'6 1/2"	(1)	v S Union, Poland	9/26
24'9 1/2"	(2)	Tarbes	5/31
26'6 1/2"	(2)	Colombes	6/14
25'4"	(4)	Mericaamp Mem	6/21
24'9"	(2)	v Finland	6/27
25'8"	(2)	v US	7/ 8
26'1 1/2 w	(2)	Font Romeu	8/ 9
25'4"	(1)	French Ch	7/19
24'1 1/2"	(5)	Vittel	8/29
25'3 1/2"	(1)	v Czechoslovakia	9/27

5. BOUNCY MOORE (US/Oregon)

23' 1/2"	(2)	Seattle	4/ 4
23'11 1/2"	(3)	Berkeley	4/11
24'4 w	(2)	Eugene	4/25
24'7 1/2"	(1)	Northern Div	5/ 9
26'0 w	(1)	Pac-8	5/15
25'7 1/2"	(2)	Eugene	6/ 5
25'6"	(2)	NCAA	6/19
26'2 1/2 w	(1)	AAU	6/26
25'11"	(-)	AAU	6/26
25'7 1/2"	(3)	v France	7/ 8
21'0"	(4)	v W Germany	7/15
26'1 1/2"	(1)	v Soviet Union	7/24
25'4 1/2"	(1)	Moscow	7/26

6. PHIL MAY (Australia)

25'4 1/2 w	(1)	Perth	1/10
26'8 1/2 w	(1)	Perth	2/ 7

7. IGOR TER-OVANESYAN (S Union)

26' 1/2 w	(1)	Perth	2/21
24'6"	(1)	Australian Ch	3/21
25'2 1/2"	(1)	Sydney	7/ 5
26'4 w	(q)	Commonwealth G	7/21
26' 1/2"	(2)	Commonwealth G	7/22
26'5 1/2 w	(1)	Perth	11/11
26'9 w	(1)	Perth	11/25
26'1"	(1)	Riga	6/ 5
25'6 1/2"	(1)	Rosicky Mem	6/23
26' 1/2"	(1)	Znamenskiy Mem	7/ 2
25'11 1/2"	(2)	v US	7/24
26' 1/2"	(2)	EC sf (Zurich)	8/ 1
25'4 1/2"	(4)	European Cup	8/29
23'11 1/2"	(-)	Soviet Union Ch	9/13

8. ALAN LERWILL (Great Britain)

25'8"	(1)	Loughborough	5/20
26' 1/2 w	(1)	Leicester	5/25
25'2"	(1)	Leicester	6/ 6
25'4"	(3)	Mericaamp Mem	6/21
24'7 1/2"	(4)	v E Germany	7/11
26' 1/2 w	(3)	Commonwealth	7/22
25' 1/2"	(1)	AAA	8/ 8
25'11 1/2"	(1)	Universiade	9/ 4
23'11 1/2"	(3)	v Poland	9/13

9. HIROOMI YAMADA (Japan)

26' 1/2"	(1)	Hiroshima	4/26
24'8"	(1)	Odawara	5/ 9
25'1 1/2"	(2)	Tokyo	5/30
26'3 1/2"	(1)	Odawara	6/ 7



Eighth-ranked Alan Lerwill of Britain placed third in the Commonwealth and won the Universiade. His windy best of 26' 1/2" exceeded his legal top by 1 1/2". /Callanan/

26'1 1/2"	(1)	Kusocinski Mem	6/19
25'5 1/2"	(5)	Znamenskiy Mem	7/ 2
24'3 1/2"	(1)	Mainz	7/19
24'11 1/2"	(2)	AAA	8/ 8
24'1 1/2"	(3)	Cologne	8/11

10. LYNN DAVIES (Great Britain)

26'5 1/2 w	(1)	Commonwealth G	7/22
25'10 1/2"	(-)	Commonwealth G	7/22

World List

27'4 1/2"	Josef Schwarz (WG) Stuttgart, WG	(1)7/15
26'9 1/2"	Jacques Pani (Fr) Lyons, Fr	(1)6/21
26'7"	Klaus Beer (EG) Erfurt, EG	(1)7/ 4
26'6 1/2"	Christian Tourret (Fr) Colombes, Fr	(2)6/14
26'5 1/2"	*Henry Jackson (US/Wn Ky) Murfreesb	(-)/5/15
26'3 1/2"	Hiroomi Yamada (Jap) Odawara, Jap	(1)6/ 7
26'2 1/2"	*Henry Hines (US/Strid) Modesto, Calif	(1)5/23
26'1 1/2"	Hans Baumgartner (WG) Bonn, WG	(1)8/30
26'1 1/2"	Grzegorz Cybulski (Pol) Poznan	(2)5/24
26'1 1/2"	*Bouncy Moore (US/Ore) Leningrad, SU	(1)7/24
26'1 1/2"	Stanislaw Szudrowicz (Pol) Poznan	(1)5/24
26'1"	*Norm Tate (US/NYPC) Walnut, Calif	(1)4/25
26'1"	Igor Ter-Ovanesyan (SU) Riga, SU	(1)6/ 5
26' 1/2"	*Ron Coleman (US/US Army) Modesto	(2)5/23
26' 1/2"	Phil May (Aus) Edinburgh	(-)/7/22
25'11 1/2"	*Mel Gray (US/Mo) Lawrence, Kans	(2)5/15
25'11 1/2"	*Bob Beamon (US/Adelphi) Athens, Gr	(1)6/13
25'11 1/2"	Hermann Latzel (WG) Stuttgart, WG	(2)7/15
25'11 1/2"	Alan Lerwill (GB) Turin, Italy	(1)9/ 4
25'10 1/2"	Leonid Barkovskiy (SU) Kharkov, SU	(1)8/10
25'10 1/2"	Marek Ziembicki (Pol) Warsaw, Pol	(1)5/30
25'10 1/2"	*Arnie Robinson (US/S Diego St) D Mns	(1)6/19
25'10 1/2"	Lynn Davies (GB) Edinburgh	(-)/7/22
25'10"	*Marion Anderson (US/S Jose St) S Jose	(1)4/ 4
25'10"	*Gayle Hopkins (US/P Coast) San Jose	(1)5/ 2
25'10"	*Tom Smith (US/Ore) Des Moines, Ia	(q)6/18
25'9 1/2"	Stanislaw Cabaj (Pol) Warsaw, Pol	(-)/7/19
25'9 1/2"	Terje Haugland (Nor) Oslo, Norway	(1)7/23
25'9 1/2"	Henrik Kalocsai (Hun) Helsinki, Fin	(1)7/ 1
25'9 1/2"	Herman Klimov (SU) Minsk, SU	(2)9/13
25'9 1/2"	Tonu Lepik (SU) Tampere, Fin	(1)6/ 7
25'9 1/2"	*Charley Mays (US/GSB) Randalls Is	(1)6/13
25'9 1/2"	Vladimir Skibyenko (SU) Minsk, SU	(1)9/13
25'9"	David Langley (S Afr) Pretoria, S Afr	(1)10/ 3
25'8 1/2"	Shinpei Ohsawa (Jap) Kawasaki, Jap	(1)7/12
25'8 1/2"	Hans Schicker (WG) Kassel, WG	(3)7/ 4
25'8 1/2"	*Jerry Proctor (US/Redlands) Billings	(1)6/ 6
25'8 1/2"	Waldemar Stiepen (Pol) Helsinki, Fin	(2)7/ 1
25'8"	Helmut Klock (WG) Kassel, WG	(4)7/ 4
25'8"	Antti Murtolahti (Fin) Isojoki, Fin	(1)8/ 2
25'8"	Vasile Sarucan (Rum) Athens, Greece	(2)6/13
25'8"	Vladimir Satsevich (SU) Minsk, SU	(4)9/13
25'8"	Andre Vix (Fr) Vittel	(1)8/29

25'7 1/2"	*Johnny Johnson (US/UCLA) W L Angl	(1)4/25
25'7 1/2"	*Phil Shinnick (US/Strid) W Los Angeles	(1)3/14
25'7"	Bruce Field (Aus) Melbourne, Aus	(1)3/17
25'7"	*James McAlister (US/Calif HS) Ontario	(1)5/16
25'7"	Andrzej Stalmach (Pol) Warsaw, Pol	(-)/6/19
25'6 1/2"	Bo Rune (Swe) Vaxjo	(2)8/16
25'6 1/2"	*Ira Russell (US/Mich) Ann Arbor, Mich	(1)5/ 9
25'6 1/2"	*Bill Toomey (US/Strid) W Los Angeles	(2)3/14
25'6 1/2"	Jean-Francois Bonheme (Fr) Turin, It	(9)9/ 3

Wind-aided:

26'10 1/2"	Jacques Pani (Fr) Font Romeu	(1)8/ 9
26'9"	Phil May (Aus) Perth, Aus	(1)11/25
26'7"	*Henry Jackson (US/Wn Ky) Mrfrsboro	(1)5/15
26'5 1/2"	Lynn Davies (GB) Edinburgh	(1)7/22
26'4 1/2"	*Larry Reed (US/EI Paso) El Paso, Tex	(1)4/11
26'3"	*Bill Elliott (US/P Coast) El Paso, Tex	(2)4/11
26'3"	Hans Schicker (WG) Stuttgart, WG	(1)6/ 6
26'2 1/2"	*Johnny Johnson (US/UCLA) W L Angl	(1)4/11
26'2 1/2"	*Bouncy Moore (US/Ore) Bakersfield	(1)6/26
26'2 1/2"	*Phil Reaves (US/Kans) Lawrence, Kans	(1)5/15
26'1 1/2"	*Norm Tate (US/NYPC) Bakersfield	(2)6/26
26'1"	*Ron Coleman (US/US Army) Bkrsfld	(3)6/26
26' 1/2"	Alan Lerwill (GB) Leicester, Eng	(1)5/25
26' 1/2"	Stanislaw Cabaj (Pol) Warsaw, Pol	(2)6/19
25'11 1/2"	*Marion Anderson (US/S Jose St) S Jose	(1)4/18
25'11 1/2"	*Stan Royster (US/Athens) Bakersfield	(4)6/26
25'11 1/2"	Andrzej Stalmach (Pol) Warsaw, Pol	(3)6/19
25'11 1/2"	Heikki Mattila (Fin) Saarijarvi, Fin	(1)6/20
25'11"	Tonu Lepik (SU) Saarijarvi, Fin	(2)6/20
25'10 1/2"	Perttu Pousi (Fin/BYU) Provo, Utah	(1)4/18
25'10 1/2"	Zdzislaw Kokot (Pol) Warsaw, Pol	(4)6/19
25'9 1/2"	Valeriy Podluzhnyi (SU) Colombes, Fr	(1)9/13
25'9"	*Preston Carrington (US/Wich St) Wicht	(1)4/11
25'9"	Andre Vix (Fr) Font Romeu, Fr	(3)8/ 9
25'8 1/2"	Phillippe Housiaux (Belg) Gand	(1)4/25
25'8 1/2"	Stig Fassberg (Swe) Vaxjo, Swe	(1)8/16
25'8"	*Joe Silva (US/Wn III) St Paul, Minn	(1)6/13
25'7 1/2"	Andreas Gloerfeld (WG) Stuttgart, WG	(1)6/ 6
25'7 1/2"	Shinji Ogura (Jap) Tokyo, Jap	(1)5/30
25'7 1/2"	Jacques Rousseau (Fr) Colombes, Fr	(2)9/13
25'7"	Rafael Blanquer (Sp) Colombes, Fr	(2)6/27

US Additions

25'6"	Preston Carrington (Wich St) Wichita	(2)6/13
-------	--------------------------------------	---------

25'6"	Mike Hill (Mt SAC) Walnut, Calif	(1)4/10
25'6"	Joe Silva (Wn III) Charleston, Ill	(1)5/23
25'5 1/2"	Luck Lawrence (Dall Bapt) Billings	(2)6/ 6
25'5 1/2"	Ivory Harris (Ore) El Paso, Tex	(1)3/28
25'4 1/2"	Chuck Sundsten (S Jose St) San Jose	(3)5/ 2
25'3 1/2"	Hal Oswald (Okla St) Lawrence, Kans	(4)5/15
25'2 1/2"	Phil Reaves (Kans) Modesto, Calif	(4)5/23
25'2 1/2"	Troy Lyons (Whittier) Whittier, Calif	(1)3/13
25'2 1/2"	Ralph Boston (unat) Knoxville, Tenn	(1)4/18
25'2"	Jerry Denton (Dall Baptist) Dallas, Tex	(1)3/26
25'1"	Bill Elliott (P Coast) El Paso, Tex	(-)/4/11
25'1"	Norbert Payton (Wash St) W L Angeles	(3)5/15
25' 1/2"	Greg Johnson (Wisc) Des Moines, Ia	(1)4/24
25' 1/2"	Rudy Falana (Fla HS) Gainesville, Fla	(1)5/ 9
25' 1/2"	Jim Fraser (Cal) West Los Angeles	(2)4/25
25' 1/2"	Dave Smith (P Coast) San Jose, Calif	(2)4/ 4
25'0"	Greg Flippen (NYHS) Wantagh, NY	(1)8/ 2
25'0"	Stan Royster (Athens) Bakersfield	(-)/6/26
25'0"	Don Warren (NE La St) Monroe, La	(1)5/ 2
25'0"	Gene White (Penn HS) Sacramento	(-)/6/20
25'0"	Randy Williams (Calif HS) Fresno, Calif	(1)5/ 1
24'11 1/2"	Spencer Thomas (McNeese St) Lk Charl	(1)3/25
24'11 1/2"	Rich Feezel (NWn) Charleston, Ill	(2)5/23
24'11"	Roger McDonald (El Paso) El Paso	(1)2/28
24'10 1/2"	Tom Anderson (Stanford) Berkeley	(2)5/ 2
24'10 1/2"	Nate Slaughter (Hayward St) San Jose	(4)5/ 2
24'10"	Al Lanier (Cinc) Cincinnati, Ohio	(1)4/18
24'10"	Bill Lightsey (Ky) Des Moines, Ia	(2)4/24
24'10"	Lynn Swann (Calif HS) Sacramento	(3)6/20
24'9 1/2"	Steve Rogaway (Cal) W Los Angeles	(6)5/15
24'9 1/2"	Tony Williamson (Ga HS) Sacramento	(4)6/20
24'9 1/2"	John Wilson (Emp St) Ft Greeley, Col	(1)5/16

Wind-aided:

25'5"	Earl Harris (Okla St) Lawrence, Kans	(3)5/15
25'4 1/2"	Larry Vanley (El Paso) El Paso, Tex	(3)4/11
25'4 1/2"	Gene White (Penn HS) Sacramento	(1)6/20
25'4"	Al Lanier (Cinc) Des Moines, Ia	(1)5/ 8
25'4"	Craig Vaughan (Strid) San Jose, Calif	(3)4/18
25'3 1/2"	Harry Freeman (S Jose CC) San Jose	(2)4/11
25'3 1/2"	dc Jeff Bennett (Okla Christ) Des Moines	(1)4/22
25'3"	Jim Fraser (Cal) Berkeley, Calif	(1)5/ 2
25'2 1/2"	Dick Jackson (BYU) Provo, Utah	(3)4/18
25'2 1/2"	Maurice Knight (Memphis St) D Moines	(2)5/ 8
25' 1/2"	Oscar Wallace (Odessa JC) Hobbs, NM	(1)4/17
25' 1/2"	Don Barfield (UC Riverside) St Paul	(2)6/13
25'0"	Heulon Hewitt (Merced JC) Modesto	(1)4/25

TRIPLE JUMP Saneyev Again Undisputed Top

As last year, Viktor Saneyev is an undisputed first on the strength of his many notable wins and fine marks. That 56'10³/₄"--which came to light only recently--is the longest jump ever at low-altitude and the second-longest in history. East German Jorg Drehmel traded wins with the world record holder--Drehmel's winning distance at the European Cup is a best-ever--but was clearly inferior to Saneyev in overall strength. Saneyev's Soviet teammate Nikolay Dudkin, a heavily-muscled athlete who seems unable to avoid injuries for more than a few weeks at a time, had an atrocious start but later rose to the occasion in the crucial Universiade event. Rumanian Carol Corbu was about as consistent--markwise and placewise--as an experienced triple jumper can be. Australian Phil May proved to be the best of the non-Europeans, winning the Commonwealth title and later surpassing 55-feet back home. Old fox Jozef Schmidt proved to be a worthy rival of the very best as he came with his top effort--in the traditional Schmidt manner--in the big meet, the European Cup. Italian Giuseppe Gentile rates seventh ahead of West German Michael Sauer; Gentile beat Sauer two out of three, while the West German proved a bit more consistent markwise. The Australian second-string Mick McGrath, was a good second at Edinburgh, and rates ninth ahead of Soviet Vladimir Kurkyevich, who "beat" Saneyev in the US-SU meet competing as a non-scorer but showed little else.

Powerfully-thrusting Australian Phil May triple jumped his way to fifth place in the rankings with long leaps both legal and wind-aided--topped by a national record 55'5"¹/₂"--and claimed the Commonwealth gold medal besides. He also placed second in the Edinburgh long jump with a legal 26'¹/₂". /Don Chadez/



1. VIKTOR SANEYEV (Soviet Union)

55'3"	(1)	Znamenskiy Mem	7/ 3
54'4"	(2)	v US	7/23
56'7 ¹ / ₄ "	(1)	EC sf (Zurich)	8/ 2
55'9"	(1)	Kiev	8/16
55'9"	(2)	European Cup	8/30
54'10 ¹ / ₄ "	(q)	Universiade	9/ 4
56'6"	(1)	Universiade	9/ 5
52'4"	(1)	Milan	9/ 8
55'3 ³ / ₄ "	(1)	Soviet Union Ch	9/12
54'7 ¹ / ₂ "	(1)	v E Germany, Pol	9/27
55'8 ¹ / ₂ "	(1)	Sochi	10/ 4
56'10 ³ / ₄ "	(1)	Sukhumi	10/18

3. NIKOLAY DUDKIN (Soviet Union)

48'10 ³ / ₄ "	(14)	Znamenskiy Mem	7/ 3
53'4 ¹ / ₄ "	(1)	Moscow	7/26
53'3 ³ / ₄ "	(1)	Kharkov	8/10
54'1 ¹ / ₄ "	(1)	Moscow	8/21
53'11 ¹ / ₄ "	(q)	Universiade	9/ 4
55'9 ¹ / ₄ "	(2)	Universiade	9/ 5

4. CAROL CORBU (Rumania)

53'3 ³ / ₄ "	(1)	Ploesti	4/26
54'1 ¹ / ₄ "	(1)	Bucharest	5/ 9
52'11 ¹ / ₄ "	w(2)	Budapest	5/24
54'11 ¹ / ₄ "	(1)	Athens	6/14
54'0"	(1)	EC qf (Barcelona)	6/21
53'9 ¹ / ₄ "	(1)	Milan	7/ 1
54'8 ¹ / ₄ "	(1)	Bucharest	7/12
53'5 ¹ / ₄ "	(2)	EC sf (Sarajevo)	8/ 2
54'7 ¹ / ₂ "	(1)	Balkan Gms	8/16
54'8 ¹ / ₄ "	(1)	Rumanian Ch	8/29
54'9"	(4)	Universiade	9/ 5
54'7 ¹ / ₂ "	(1)	Rum Intd Ch	9/12
53'5"	(1)	v Italy, Hungary	9/18

5. PHIL MAY (Australia)

54'9" ^w	(1)	Perth	1/17
53'8"	(1)	Perth	3/ 2
53'11 ¹ / ₄ "	w(2)	Australian AAU	3/22
54'10"	(1)	Commonwealth G	7/25
54'5 ¹ / ₄ "	(1)	Perth	11/18
55'5"	(1)	Perth	11/28

6. JOZEF SCHMIDT (Poland)

52'5 ¹ / ₄ "	(2)	Warsaw	6/ 3
52'8"	(1)	Warsaw	7/31
54'2 ³ / ₄ "	(1)	Polish Ch	8/ 9
54'7 ¹ / ₂ "	(3)	European Cup	8/30
53'7"	(1)	Warsaw	9/ 3
53'2 ¹ / ₄ "	(2)	v S Union, E Ger	9/27

7. GIUSEPPE GENTILE (Italy)

51'6 ¹ / ₄ "	(1)	v Poland	7/ 4
52'11 ¹ / ₄ "	(1)	Italian Ch	7/14
51'6 ¹ / ₄ "	(6)	US v S Union	7/23
54'10 ¹ / ₄ "	(1)	EC sf (Sarajevo)	8/ 2
53'8"	(5)	European Cup	8/30
53'11 ¹ / ₄ "	(5)	Universiade	9/ 5

8. MICHAEL SAUER (West Germany)

53'3 ¹ / ₄ "	(2)	v US	7/16
53'11 ¹ / ₄ "	(1)	Mainz	7/19
53'11"	(2)	EC sf (Sarajevo)	8/ 2
54'7 ¹ / ₂ "	w	W Ger Ch (53'5 ¹ / ₄ "	8/ 9
52'8 ¹ / ₄ "	(1)	Kassel	8/15
53'9 ¹ / ₄ "	(4)	European Cup	8/30
53'7 ¹ / ₄ "	(7)	Universiade	9/ 5
53'8"	(1)	Mainz	9/19

9. MICK MCGRATH (Australia)

53'11"	(1)	Adelaide	1/ 3
52'4"	(1)	Melbourne	2/28
54'7 ¹ / ₂ "	w	Australian AAU	3/22
52'9 ¹ / ₄ "	(q)	Commonwealth G	7/24
53'10"	(2)	Commonwealth G	7/25

10. VLADIMIR KURKYEVICH (S Union)

53'3 ¹ / ₄ "	(1)	Zimfyeropol	4/ 7
52'8 ¹ / ₄ "	(3)	Snamenskiy Mem	7/ 3
54'5 ¹ / ₂ "	(1)	US v Soviet Union	7/23
52'8"	(q)	Soviet Union Ch	9/12

World List

56'10 ³ / ₄ "	Viktor Saneyev (SU) Sukhumi, SU	(1)10/18
56'2 ¹ / ₂ "	Jorg Drehmel (EG) Stockholm, Swe	(1)8/30
55'9 ¹ / ₄ "	Nikolay Dudkin (SU) Turin, Italy	(2)9/ 5
55'5"	Phil May (Aus) Perth, Aus	(1)11/28
54'11 ¹ / ₄ "	Carol Corbu (Rum) Athens, Gr	(1)6/14
54'10 ¹ / ₄ "	Giuseppe Gentile (It) Sarajevo, Yug	(1)8/ 2
54'9 ¹ / ₄ "	*Norm Tate (US/NYPC) Stuttgart, WG	(1)7/16
54'7 ¹ / ₂ "	Jozef Schmidt (Pol) Stockholm, Swe	(3)8/30
54'5 ¹ / ₂ "	Vladimir Kurkyevich (SU) Leningrad	(1)7/23
54'3 ³ / ₄ "	Andrzej Lasocki (Pol) Warsaw, Pol	(1)6/20
54'3 ³ / ₄ "	Michael Sauer (WG) Stuttgart, WG	(2)7/16
54"7	Vaclav Fiser (Czech) Banska Bystrica	(1)6/14
53'11"	Henrik Kalocsai (Hun) Budapest, Hun	(1)6/14
53'11"	Mike McGrath (Aus) Adelaide, Aus	(1)1/ 3
53'10"	Serban Ciochina (Rum) Bucharest	(1)6/26
53'9 ¹ / ₄ "	Gennadiy Volk (SU) Kiev, SU	(1)5/10
53'9 ¹ / ₄ "	Masato Muraki (Jap) Shizuoka, Japan	(1)4/12
53'9"	Pedro Perez (Cu) Havana, Cuba	(1)1/1
53'8 ¹ / ₂ "	Jan Broda (Czech) Banska Bystrica, Cz	(2)6/14
53'8 ¹ / ₂ "	Serge Firca (Fr) Lyons, France	(1)6/20
53'8 ¹ / ₂ "	Viktor Kravchenko (SU) Potsdam, EG	(2)6/14
53'7 ³ / ₄ "	Luis Felipe Areta (Sp) Turin, Italy	(6)9/ 5
53'7 ³ / ₄ "	Gennadiy Byessonov (SU) Minsk, SU	(2)9/12
53'7 ¹ / ₄ "	Juri Ligand (SU) Kiev, SU	(2)8/15
53'6 ¹ / ₂ "	Patrick Onyango (Ken) Dar-es-Salaam	(1)6/ 6
53'5 ¹ / ₄ "	Raymond Prive (Fr) Colombes, Fr	(2)7/ 9
53'5 ¹ / ₄ "	Nelson Prudencio (Braz) Turin, Italy	(8)9/ 5
53'4 ¹ / ₂ "	Vasile Dumitrescu (Rum) Bucharest	(2)7/12
53'4 ¹ / ₂ "	Dragan Ivanov (Hun) Sochi, SU	(2)10/ 3
53'3 ¹ / ₂ "	Georgi Stoikovski (Bul) Turin, Italy	(9)9/ 5
53'3"	Ryszard Garnys (Pol) Warsaw, Pol	(1)5/16
53'3"	Michal Joachimowski (Pol) Warsaw	(2)8/ 9
53'2 ¹ / ₄ "	Harald Strutz (WG) Berlin, WG	(2)8/ 9
53'2"	Mohinder Singh Gill (Ind/CP/SLO) S Js	(2)5/ 2
53'1 ³ / ₄ "	Okikiyo Gushiken (Jap) Tokyo, Jap	(-1)5/31
53'1 ³ / ₄ "	Peter Nemsovsky (Czech) Banska Bsrca	(3)6/14
53'1 ³ / ₄ "	*Dave Smith (US/P Coast) Colombes, Fr	(3)7/ 9
53'1 ¹ / ₂ "	Klaus Neumann (EG) Berlin, EG	(2)6/17
53'3"	Albinas Kenesis (SU) Minsk, SU	(3)9/12
53'3"	Zoltan Cziffra (Hun) Budapest	(-1)5/24

53'3 ¹ / ₄ "	Siegfried Dahne (EG) Leipzig, EG	(1)5/20
53'0"	*Milan Tiff (US/Cleveland Strid) Bksfeld	(1)6/27
52'11"	Toshiaki Inoue (Jap) Matsumoto, Jap	(1)8/30
52'10 ¹ / ₄ "	Eugeniusz Orchowski (Pol) Cracow	(1)7/26
52'10 ¹ / ₄ "	Juan Velazquez (Cuba) Havana, Cuba	(2)1/ 1
52'10 ¹ / ₄ "	Kristen Flogstad (Nor) Oslo, Norway	(1)8/30
52'10 ¹ / ₄ "	Tadeusz Jankowski (Pol) Warsaw, Pol	(5)6/20
52'10"	Leonid Potyomkin (SU) Minsk, SU	(4)9/12
52'10"	Evangelos Vlassis (Gr) Bucharest, Rum	(4)8/16
52'9 ¹ / ₄ "	*Don Rencher (US/Wn Mich) Kalamazoo	(1)5/30

Wind-aided:

54'4"	Zoltan Cziffra (HUN) Budapest, Hun	(1)5/24
54'4"	*Dave Smith (US/P Coast) San Jose	(1)5/ 2
54'4"	Mike McGrath (Aus) Adelaide, Aus	(1)3/22
53'8 ¹ / ₄ "	Toshiaki Inoue (Jap) Hiroshima, Japan	(1)4/26
53'3 ³ / ₄ "	Michal Joachimowski (Pol) Warsaw	(1)6/26
53'3 ³ / ₄ "	Valeriy Podluzhniy (SU) Colombes, Fr	(1)9/11
53'3"	Okikiyo Gushiken (Jap) Tokyo, Japan	(1)5/31
52'11 ¹ / ₄ "	Yashuhei Takeuchi (Jap) Odawara, Jap	(1)6/ 7
52'11 ¹ / ₄ "	Graham Boase (Aus)	

US Additions

52'7 ³ / ₄ "	John Craft (UCTC) Kalamazoo, Mich	(2)5/30
52'6 ¹ / ₄ "	Dave Tucker (Calif HS) Bakersfield	(1)5/ 2
52'3"	Allen Meredith (Stan) W Los Angeles	(1)5/16
52'2"	Chuck Steffes (NM) Albuquerque, NM	(1)3/ 7
51'10 ¹ / ₄ "	Robert Reader (Ore St) Portland, Ore	(2)6/13
51'8"	Lincoln Jackson (Athens) Stockton	(1)4/ 4
51'6 ¹ / ₄ "	Larry Vanley (El Paso) Salt Lake City	(2)5/16
51'6 ¹ / ₄ "	Jamie Dixon (Sn Ore) Santa Barbara	(2)3/28
51'4"	Denny Rogers (UCLA) W Los Angeles	(1)3/28
51'2 ¹ / ₄ "	Burford May (Lincoln) St Paul, Minn	(2)6/13
51'2"	Don Warren (NE La St) Billings, Mont	(1)6/ 6
51'1 ³ / ₄ "	Jim Fraser (Cal) West Los Angeles	(1)4/25
51'1 ¹ / ₂ "	Steve Gough (Seattle Pac) Vancouver	(1)5/ 2
50'11 ¹ / ₄ "	Randy Williams (Calif HS) Fresno, Cal	(1)5/ 1
50'11 ¹ / ₄ "	Rich Dunn (Cal) West Los Angeles	(3)4/25
50'10 ¹ / ₄ "	Doug Ford (Strid) Modesto, Calif	(-1)5/23
50'10 ¹ / ₄ "	Henry Jackson (Wn Ky) Murfreesboro	(1)5/16
50'9 ¹ / ₄ "	Chris Watkins (LA St) Fresno, Calif	(1)5/15
50'8 ¹ / ₄ "	Bryant Salter (Pitt) Bakersfield, Calif	(7)6/27

50'6 ¹ / ₄ "	Wes Williams (S Diego St) Fresno, Calif	(2)5/15
50'5"	Howard Pratt (Sn Cal) W Los Angeles	(4)5/16
50'4 ¹ / ₂ "	John Leedy (Houston) Pasadena, Tex	(1)5/29
50'4"	Barry McClure (Mid Tenn St) Mfnsboro	(1)4/11
50'3 ³ / ₄ "	Spencer Thomas (McNeese St) Ntchtchs	(1)4/18
50'3"	Jerry Wygant (Strid) W Los Angeles	(1)3/14
50'2 ³ / ₄ "	Ike Williams (Ariz) San Diego, Calif	(1)3/28
50"	Ray Price (Sac St) Rohnert Park, Calif	(1)5/15
50"	Al Lanier (Cinc) Bloomington, Ind	(2)6/ 5
50'0"	Rod Utley (Stan) Los Angeles	(2)4/18
49'10 ¹ / ₄ "	Mike Clark (Colo St) Lawrence, Kans	(2)4/17
49'10 ¹ / ₄ "	Joe Silva (Wn Ill) Charleston, Ill	(1)5/23
49'10 ¹ / ₄ "	Charlie Thompson (Livingston) Billings	(2)6/ 6
49'9 ¹ / ₄ "	Eugene Simien (Cobleskill JC) Gdn City	(1)5/15
49'9 ¹ / ₄ "	Craig Conway (Calif HS) San Mateo	(1)5/30
49'9 ¹ / ₄ "	Glen Fausset (Cornell) Birmingham, GB	(1)6/13
49'9"	Darryl Kelly (N Car) Raleigh, NC	(1)5/ 8
49'9"	Bill McClellon (NYPC) Randall's Island	(1)6/13
49'8 ¹ / ₄ "	Mike Stutland (Ky) Lexington, Ky	(1)4/ 3
49'7 ¹ / ₄ "	Wayne King (Wyo) Laramie, Wyo	(1)5/ 2
49'7"	J.B. Wilson (Miss St) Starkville, Miss	(1)3/24
49'6 ¹ / ₄ "	Clarence Simmons (St Ambrose) Bllngs	(3)6/ 6
49'6 ¹ / ₄ "	Ernie Lopez (Calif HS) Clovis, Calif	(3)5/23
49'6 ¹ / ₄ "	Harry Freeman (S Jose CC) San Jose	(1)4/29
49'5 ¹ / ₄ "	Adrian Porter (Athens) Berkeley, Calif	(9)5/30
49'5 ¹ / ₄ "	Ira Russell (Mich) Bloomington, Ind	(1)5/16
49'4 ¹ / ₄ "	Gerald Gaines (Va HS) Williamsburg	(1)5/16

Wind-aided:

51'11 ¹ / ₄ "	Robert Reader (Ore St) Eugene, Ore	(1)5/ 2
51'8 ¹ / ₄ "	Doug Ford (Strid) San Jose, Calif	(1)4/18
51'7 ¹ / ₂ "	Ray Price (Sac St) Modesto, Calif	(2)5/23
51'4"	Jim Fraser (Cal) Berkeley, Calif	(3)5/30
50'11 ¹ / ₄ "	Rich Dunn (Cal) West Los Angeles	(2)5/16
50'11 ¹ / ₄ "	Harry Freeman (S Jose CC) San Jose	(1)5/ 1
50'9 ¹ / ₂ "	Spencer Thomas (McNeese St) Lafayette	(1)5/ 9
50'9"	Jim Harris (Vincennes JC) Wichita, Kan	(3)6/13
50'6"	Preston Carrington (Wich St) Wichita	(4)6/13
50'6"	Ricky Rogers (Athens) San Jose, Calif	(2)4/11
50'1 ¹ / ₂ "	Adrian Porter (Athens) Modesto, Calif	(9)5/23
50'7 ¹ / ₂ "	Gene White (Penn HS) Fairless Hills, Pa	(1)4/18
50'4"	Tom Geredine (NE Mo St) Des Moines	(2)4/25
49'11 ¹ / ₄ "	Lauro Diaz (Hartnell JC) Sacramento	(4)6/13
49'9 ¹ / ₄ "	Les Bond (unat) San Jose, Calif	(4)4/18

SHOT PUT Matson Clearly In Class Alone

After a relatively inactive 1969 season, Randy Matson again focused all his attentions on the shot--with the not-unexpected result that he again proved to be in a class by himself. He was undefeated and missed his own world record by a mere three-centimeters. T&FN's Athlete of 1970 is an undisputed first. Second is Hartmut Briesenick, who assumed command of the East German forces upon the retirement (even if temporary) of Dieter Hoffman and Hans-Peter Gies, who were one-two last year. Briesenick won the European Cup, missed Gies' continental record by just 3½" and lost only twice. Third finally went to Karl Salb, who except for a lapse at the AAU, had an excellent year and lost only to Matson. The next five, all Eur-

opeans, were difficult to rank and could have been listed in just about any order with justification. Fourth-placer Heinfried Birlenbach of West Germany got a national record against the US and was second in the Cup finally. East German Uwe Grabe was second man to Briesenick at home and even beat him once at season's end. Pole Wladyslaw Komar lost only to Briesenick before his season--and possibilities of higher rating--was cut short by suspension. Evergreen Frenchman Pierre Colnard placed third in the Cup and was a reliable performer throughout the year. Not bad throwing for a 41-year-old. As usual, Soviet champion Eduard Gushchin, eighth-ranked, came on strong in the latter part of the season and scored a big win over the East Germans. Still another East German, Heinz-Joachim Rothenburg, is ninth and might have been higher except for a rather abbreviated season. Tenth goes to American Bruce Wilhelm, a solid performer who steadily improved throughout the whole season. He was an extremely close fourth at the AAU, missing the second position by only 3¼".

- RANDY MATSON (US/Texas Striders)**
67'9½" sp(1) Kansas Rlys 4/18
68'11½" (1) Mt SAC Rlys 4/25
68'11" (1) Ty Terrell Rlys 5/16
69'8" (1) California Rlys 5/23
71'4¼" (1) Kennedy Gms 5/30
68'4¼" (1) Compton Inv 6/ 6
67'11½" (1) USTFF 6/12
66'11¼" (1) Rose Fest 6/13
67'5¼" (1) Orange Inv 6/20
67'10¼" (1) AAU 6/27
- HARTMUT BRIESENICK (E Germany)**
64'2½" (1) E Berlin 6/ 6
66'10¼" (1) Chemnitz 6/13
65'7¼" (1) E Berlin 6/17
66'6" (1) Helsinki 6/30
66'6" (1) E German Ch 7/ 5
64'9¼" (1) v Great Britain 7/10
66'9¼" (1) EC sf (Helsinki) 8/ 1
65'8¼" (1) E Berlin 8/ 8
67'5" (1) European Cup 8/29
65'6¼" (1) Universiade 9/ 3
65'11¼" (1) v Finland 9/15
65'6¼" (2) Jena 9/19
64'11¼" (2) v Poland, S Union 9/26
64'½" (1) Sochi 10/ 3
- KARL SALB (US/Kansas)**
66'0" (1) W Los Angeles 3/28
66'11¼" (1) Bloomington 4/11
66'3" (1) Kansas Rlys 4/17
66'3" sp(2) Kansas Rlys 4/18
63'9¼" (1) Drake Rlys 4/25
65'1" (1) Ames 5/ 9
65'6¼" (1) Big 8 5/16
66'3" (2) California Rlys 5/23
64'8" (2) Compton Inv 6/ 6
66'5¼" (2) USTFF 6/12
63'10¼" (1) NCAA 6/19
62'3½" (8) AAU 6/27
- HEINFRIED BIRLENBACH (W Ger)**
63'4¼" (3) Helsinki 6/30
63'7¼" (1) Turku 7/ 1
66'9¼" (1) v US 7/15
63'10¼" (1) Mainz 7/19
64'5¼" (1) EC sf (Sarajevo) 8/ 1
65'1¼" (1) W German Ch 8/ 9
64'1¼" (2) European Cup 8/29
64'6¼" (1) Siegen 9/11

- UWE GRABE (East Germany)**
58'8¼" (5) Budapest 6/13
61'9¼" (3) E Berlin 6/17
65'5¼" (2) E German Ch 7/ 5
62'1" (2) v Great Britain 7/10

- 65'3" (1) E Berlin 8/ 1
63'10¼" (1) Malmo 8/19
62'6¼" (3) Universiade 9/ 3
66'8" (1) Jena 9/19
64'9¼" (3) v Poland, S Union 9/26

- 65'3¼" (1) Cottbus 10/ 3
67'¼" (1) Hoyerswerda 10/ 4
- WLADYSLAW KOMAR (Poland)**
65'3" (1) Warsaw 5/16
66'4" (1) Poznan 5/24
64'9¼" (1) Warsaw 6/ 7
64'¼" (1) Sofia 6/13
62'11¼" (1) Kusocinski Mem 6/20
63'4¼" (1) v Hungary, Czech 6/28
62'8" (1) v Italy 7/ 5
62'6¼" (1) v Sweden 7/26
62'10¼" (1) Stockholm 7/29
64'8¼" (2) EC sf (Helsinki) 8/ 1
61'2¼" (1) Polish Ch 8/ 8
- PIERRE COLNARD (France)**
62'5¼" (1) CISM 6/13
63'5" (1) Mericamp Mem 6/21
64'2¼" (1) v Finland 6/28
64'7¼" (1) v US 7/ 8
64'10¼" (1) French Ch 7/19
63'9¼" (1) EC sf (Zurich) 8/ 1
64'8" (1) Dole 8/22
63'9¼" (3) European Cup 8/29
62'5¼" (1) v Czechoslovakia 9/26
- EDUARD GUSHCHIN (Soviet Union)**
60'10" (4) Znamenskiy Mem 7/ 3
61'2¼" (2) Petrozavodsk 8/ 9
63'0" (1) Moscow 8/23
66'2¼" (1) Soviet Union Ch 9/12
65'2¼" (1) v Poland, E Ger 9/26
64'3" (1) Tashkent 10/11
62'4" (1) Dnyepropetrovsk 10/19
- HEINZ-JOACHIM ROTHENBURG (EG)**
62'11¼" (1) Budapest 6/13
64'10" (2) E Berlin 6/17
65'10¼" (1) E Berlin 6/ 6
64'6¼" (2) Helsinki 6/30
65'2¼" (3) E German Ch 7/ 5
- BRUCE WILHELM (US/Athens)**
64'0" (1) San Jose 4/ 4
64'7" (1) San Jose 4/18
64'3¼" (2) Mt SAC Rlys 4/25
63'4" (3) California Rlys 5/23
62'10" (2) Kennedy Gms 5/30
63'10¼" (3) Compton Inv 6/ 6
64'5¼" (1) Sacramento 6/13
64'7¼" (2) Orange Inv 6/20
64'10¼" (4) AAU 6/27



Collegiate shot king Karl Salb was a world-wide power as well. Salb rates third ranking for a generally strong season in which he retained his NCAA title. Except for the AAU, he lost only to top-ranked Randy Matson. /Rich Clarkson, Topeka Capital-Journal/

World List

- 71'4¼" *Randy Matson (US/Tex Strid) Berkeley(1)5/30
- 67'5" Hartmut Briesenick (EG) Stockholm (1)8/29
- 67'¼" Uwe Grabe (EG) Hoyerswerda, EG (1)10/ 4
- 66'11¼" Karl Salb (US/Kans) Bloomington, Ind (1)4/11
- 66'9¼" Heinfried Birlenbach (WG) Stuttgart (1)7/15
- 66'4" Wladyslaw Komar (Pol) Poznan, Pol (1)5/24
- 66'2¼" Eduard Gushchin (SU) Minsk, SU (1)9/12
- 65'10¼" Heinz-Joachim Rothenburg (EG) Berlin (1)6/
- 65'1" *Steve Wilhelm (US/Kans) Bakersfield (2)6/27
- 65'0" *Al Feuerbach (US/Emporia St) Bksfield(3)6/27
- 65'0" John Van Reenen (SAfr/Wash St) Paarl (1)12/26
- 64'10¼" *Bruce Wilhelm (US/Athens) Bakersfield(4)6/27
- 64'10¼" Pierre Colnard (Fr) Colombes, Fr (1)7/19
- 64'9¼" Nikolay Karasyov (SU) Leningrad, SU (1)7/23
- 64'8¼" Vilmos Varju (Hun) Budapest, Hun (1)10/17
- 64'6¼" Yves Brouzet (Fr) Colombes, Fr (q)7/18
- 64'3¼" Ricky Bruch (Swe) Malmo, Swe (1)9/ 3
- 64'3" *Dave Murphy (US/Sn Cal) W Los Angel (1)5/15
- 64'2¼" *Neal Steinhauer (US/Ore TC) Walnut (1)4/25
- 64'¼" *Doug Lane (US/Strid) Des Moines, Ia (1)6/ 5
- 64'¼" Valeriy Voikin (SU) Leningrad, SU (1)8/18
- 63'10¼" George Woods (US/P Coast) Orange, Cal(4)6/20
- 63'8¼" Hans-Dieter Prollius (EG) Malmo, Swe (2)8/19
- 63'8¼" Matti Yrjola (Fin) Hameenlinna, Fin (1)7/13
- 63'8" *Ernie Hearon (US/Spts Intl) Coll Park (1)5/23
- 63'5¼" Sandor Holub (Hun) Budapest, Hun (1)7/18
- 63'5¼" Edy Hubacher (Switz) Olsztyn (1)8/22
- 63'5¼" *Sam Walker (US/unat) Wichita, Kans (3)6/12
- 63'4¼" Gert Lochmann (EG) Berlin (1)7/19

- 63'3¼" Traugott Glockler (WG) Nieder-Olm (1)8/16
- 63'3¼" Arnjolt Beer (Fr) Lyons, Fr (2)6/21
- 63'1" Rimantas Plunge (SU) Kaariku (1)9/19
- 63'¼" Dave Steen (Can) Edinburgh (1)7/25
- 63'0" Gyorgy Nagy (Hun) Budapest (2)7/18
- 62'10¼" Seppo Simola (Fin) Somero, Fin (1)7/26
- 62'8¼" Dawid Booyens (S Afr) Pretoria (1)10/ 3
- 62'8¼" Miroslav Janousek (Czech) Liberec (1)8/11
- 62'6¼" Nagui Asaad (UAR) Dresden, EG (1)10/ 4
- 62'6¼" Les Mills (NZ) Grangemouth (1)7/12
- 62'6¼" Tadeusz Sadza (Pol) Olsztyn, Pol (2)8/22
- 62'6¼" *Jay Silvester (US/unat) Vimmerby (1)7/ 8
- 62'4¼" Mihaly Teveli (Hun) Budapest (1)9/30
- 62'4" Edmund Antczak (Pol) Olsztyn (3)8/22
- 62'4" Peter Hlawatschke (EG) Erfurt (4)7/ 5
- 62'4" *Pete Shmock (US/Ore) Eugene, Ore (1)6/ 5
- 62'2¼" Patrick Chala (Fr) Viry-Chatillon (1)7/26
- 62'2" Pekka Ahnger (Fin) Turku, Fin (2)7/ 1
- 62'2" Rudolf Langer (EG)
- 62'1" *Vince Monari (US/EI Paso) S Lake City (1)5/15
- 62'¼" Dieter Hoffman (EG) Potsdam (1)6/14

Extra trial:
64'10¼" Matti Yrjola (Fin) Kokemaki (--)7/ 8

US Additions

- 62'¼" Mark Ostoich (UCLA) W Los Angeles (1)4/25
- 61'8¼" Brian Oldfield (UCTC) Lexington, Ky (1)4/ 4
- 61'7¼" Carl Wallin (unat) Yarmouth, Mass (1)8/10
- 61'5¼" Fred DeBernardi (E Paso) Des Moines (q)6/18
- 61'0" Tom Colich (Sn Cal) Los Angeles (2)5/ 2

- 60'10" Jesse Stuart (Ky HS) Knoxville, Tenn (2)4/18
- 60'7¼" Ed Kohler (Strid) W Los Angeles (2)3/14
- 60'7" Richard Marks (S Jose St) San Jose (3)4/ 4
- 60'6¼" John Hubbell (Wash) W Los Angeles (4)5/15
- 60'4¼" Doug Knop (Kans) Lawrence, Kans (3)5/16
- 60'1" Jim Duncan (Harding) Pine Bluff, Ark (1)4/ 3
- 59'11" John Buehler (Sn Cal) Los Angeles (4)5/ 2
- 59'10¼" John Barber (Ariz St) Salt Lake City (3)5/16
- 59'10¼" Mike Williams (Ore) W Los Angeles (6)5/15
- 59'10¼" Randy Nichols (Tex) Campbell, Calif (1)7/22
- 59'7¼" Jack Hanley (Md) Philadelphia, Pa (1)5/30
- 59'6" Ray Hiscock (S Diego TC) Modesto (9)5/23
- 59'4" John Stuart (Ky) Nashville, Tenn (1)5/ 9
- 59'1¼" Bob Winchell (Ind) Wichita, Kans (6)6/12
- 58'9¼" Ronnie Lightfoot (Tex A&M) Pasadena (2)5/ 2
- 58'9" Don Tollefson (P Coast) El Paso, Tex (2)4/11
- 58'8¼" Erich Hardaway (Sul Ross St) Billings (2)6/ 6
- 57'10¼" George Tyms (Nn III) Bloomington (2)6/ 5
- 57'9¼" Dave Weber (P Coast) Eagle Rock (2)5/29
- 57'7" Roger Taylor (Syrac) Philadelphia, Pa (3)4/25
- 57'6¼" Mike Wood (Wyo) Salt Lake City (4)5/15
- 57'6" Joe Wevurski (CW Post) Annapolis, Md (1)5/16
- 57'5" T.C. Jones (Stan) Stanford, Calif (1)2/28
- 57'4¼" Eugene Smith (Wn Ky) Des Moines, Ia (3)4/25
- 57'4"dec Russ Hodge (Strid) S Lake Tahoe, Calif (1)6/24
- 57'3¼" Warren Hart (Tex) Austin, Tex (1)2/27
- 57'3¼" Spike Walker (Spok Falls CC) Spokane (1)5/23
- 57'2¼" Terry Lewis (Cal) Berkeley, Calif (2)5/ 2
- 57'1" Junior Olsen (Cal Poly/SLO) San Jose (3)5/ 2
- 57" John Birkelbach (El Paso) S Lake City (5)5/15

Extra trial:
60'4¼" Randy Nichols (Tex) Campbell, Calif (--)7/22

ARNETT STARTING BLOCKS

The Quality Choice
of Champions




THERE IS A REASON...

THE GREAT ATHLETES CHOOSE THE

BEST BLOCK

-NOW-

**THE NEW "THRUST PLUS"
EXTENSION BLOCK FOR
FULL SHOE THRUST
ADAPTABLE AS AN
ACCESSORY TO EXISTING
ARNETT BLOCKS**



Since 1947 when, in the National Intercollegiate at Salt Lake City, Arnett starting blocks were used in the finals in every lane, Arnett blocks have continued to be the choice of our greatest runners.

Arnett blocks are for use on any track, "Grasstex" or otherwise. They are immediately adaptable to any track condition and are made of quality worthy of a champion.

75 Arnett blocks were purchased by the Mexico Olympic Committee for use in the 1968 Olympic Games. Arnett is currently used in every major track event as our precision design and quality give the runner his best start.

Arnett blocks have been unanimously chosen by every U.S. Olympic team since 1948. There are over 15,000 in use all over the world.

**• THE CHAMPION'S CHOICE FOR OVER TWO DECADES •
YET AS NEW IN DESIGN AS THE LATEST WORLD RECORD**

... The name ARNETT is clearly cast on every block ... Don't settle for less ...

Wholesale School Prices F.O.B. Harbor City, Cal. 90710 Plus Tax if required.	1 Block Complete _____	\$27.00
	2 Blocks Complete _____	\$26.50 ea.
	3 Blocks Complete _____	\$26.00 ea.
	4 or More Blocks Complete _____	\$25.50 ea.

PARTS and ACCESSORIES

Rubber Foot Facings _____	\$1.50 ea.	Wing Nuts _____	\$.25 ea.
"T" Nails _____	\$1.00 ea.	Center Rail with "T" Nail _____	\$12.00 ea.
Bolt Assemblies _____	\$1.50 ea.	Side Block with _____	\$ 6.00 ea.
Metal Clad Maple Mallet _____	\$5.95 ea.	All Weather Track Adapter Kit _____	\$ 5.95 ea.

THRUST PLUS Extension Block

Without Rubber Facing _____	\$ 7.50 ea.
With Rubber Facing _____	\$ 9.00 ea.

Arnett Starting Block Co.

P.O. BOX 368 • HARBOR CITY, CALIF. 90710
(213) 775-2844

PLEASE SEND MORE INFORMATION:

PARTS	
THRUST PLUS	
ALL-WEATHER TRACK ADAPTER KIT	
MALLETS	
COACHES DREAM SERVICE	
QUANTITY PRICES	
OTHER	

NAME: _____

ADDRESS: _____

CITY: _____

STATE: _____ ZIP: _____

Foam Special

"Large Cushions"

SAVE 25% NOW!

POLYURETHAN FOAM

We have in stock the largest pieces of white foam for landing pits we have ever sold. Everyone wants large pieces, not small scraps. Most pieces 2-3 ft. square. If you order early, before March 1971, you save us storage and you save 25%. Early bird price — 15¢ lb. — regular 20¢ lb. Minimum order 300 lbs.

Other foams available:

—Prime Poly Buns—

5' x 5' x	8"	12"	20"	30"
	26.00	38.00	64.00	96.00
			Sale	Regular
Cushions-white Poly (lb.)			.15	.20
Cushions (as above) in Rubber			.10	.15
Large Cell (orange) Polyester			.13	.17

ALL PRICES F.O.B. GRAND RAPIDS, MICHIGAN.

Nylon Net Bags

CHOICE OF QUALITY AND SIZES

Save 10% with foam order

- #252 Nylon our regular heavy 1" mesh
- #420 Nylon our super duper nylon 1" mesh
- #420 Nylon our super duper nylon deluxe 1/2" mesh
- #420 Imperial 3/16" in mesh (white, green, or blue)

Flat Style Bags					Required Poly Foam
	#252 1"	#420 1"	#420 1/2"	Imperial	
5' x 7'	13.00	16.00	24.00	30.00	100 lbs.
10' x 7'	26.00	32.00	45.00	60.00	200 lbs.
10' x 14'	50.00	60.00	70.00	120.00	300 lbs.
16' x 12'	55.00	70.00	86.00	130.00	450 lbs.
18' x 14'	65.00	86.00	110.00	155.00	550 lbs.

Mattress Style Bags					Required Poly Foam
	#252 1"	#420 1"	#420 1/2"	Imperial	
5' x 7' x 14"	16.00	24.00	28.00	39.00	130 lbs.
7' x 10' x 14"	32.00	45.00	56.00	79.00	260 lbs.
10' x 14' x 18"	65.00	70.00	86.00	153.00	500 lbs.
16' x 12' x 18"	75.00	86.00	110.00	200.00	600 lbs.
18' x 14' x 18"	86.00	110.00	150.00	250.00	700 lbs.

ORDER NOW AND SAVE

FOAM ATHLETIC PRODUCTS CO., 1501 College Ave., S.E., Grand Rapids, Mich. 49507 Tel. 616/243-3821

SAVE \$\$\$! BUY FACTORY-DIRECT FROM THE WORLD'S LARGEST MANUFACTURER



TROPHIES-PLAQUES
FOR ALL SPORTING EVENTS

FREIGHT PREPAID
FAMOUS FOR IMMEDIATE
ON TIME DELIVERY

AS LOW AS **\$1.25** ASSEMBLED, READY-TO-PRESENT TROPHIES

DELUXE QUALITY ROSETTE RIBBONS FOR ALL EVENTS

from **50¢** Send for catalog RR

PERSONALIZED SATIN AWARD RIBBONS AS LOW AS **7¢** EACH



PIONEER CLUB

CUSTOM DESIGNED ENAMELED PINS AT LOWEST PRICES Send for Catalog CDP

MEDALS COMPLETE WITH RIBBON—AS LOW AS **54¢** EACH YOUR OWN CUSTOM DESIGNED MEDALS AT SAME LOW PRICES

1970 TRACK MEET

SEND TODAY FOR YOUR FREE WHOLESALE CATALOG 300 MODELS TO CHOOSE FROM

BUY WITH CONFIDENCE **EDDIE RETCHIN'S TROPHY WORLD INC.** AREA CODE 305 885-3931

DEPT. TF 1 • 6400 N.W. 77TH COURT • MIAMI, FLORIDA 33166

OLSON TRACK AND FIELD SCORE CARDS

You can't run your meets without an efficient system of recording results. This is the original recording and filing method in the field. * These cards are sold in sets. Each set consists of one card for each event plus a SUMMARY FILING FOLDER for recording results and other pertinent data. * Start a PERMANENT RECORD SYSTEM by ordering a set for each of your meets.....\$1.50 PER SET

Carl Olson, Box 70, Newfield, Maine 04056

Southern California Striders

P. O. Box 29241, Vermont Station
Los Angeles, Calif. 90029

John Bork, Athletic Director

USE STIM-O-STAM TO

REPLENISH BODY SALTS LOST THROUGH PERSPIRATION DURING VIGOROUS PHYSICAL EXERCISE

Recommended by such NAME COACHES as:

Bill McClure and Oliver Jackson, Abilene Christian College * Ralph Higgins and Ralph Tate, Oklahoma State University * Emory Bellard, San Angelo High School, Texas * Vern Wolfe, University of Southern California * Jack Patterson, University of Texas

SOLD THROUGH SPORTING GOODS DEALERS

Abbott Athletics, Inc., Box 1264, Abilene, Texas 79604, Distributor

HAMMER THROW

Bondarchuk Monopolizes

Anatoliy Bondarchuk repeats as number one in hammer circles. He lost twice—once each to countrymen Romuald Klim and Anatoliy Maksimov—in unimportant meets at home but he otherwise monopolized honors nationally and internationally. He won all the important meets and produced the second-longest throw in history as well. West Germany's Uwe Beyer is just as obvious a choice for second. He produced many long throws in a long season and was never beaten by the same thrower twice (losing once each to Walter Schmidt, Gyula Zsvotzky and Bondarchuk). Third-place Klim, former world record holder, had a fair season which was partially spoiled by his poor showing in the Soviet title meet. Reinhard Theimer (fourth), Zsi-

votzky (fifth), Jochen Sachse (sixth) and Maksimov (seventh) rank next on a composite evaluation of their season's records and opportunities. All produced long throws and won at least one big meet. West German Schmidt, who started the season fast and established a new pan-German record, ends up eighth due to his bad failures in two important meets later in his season. Soviet Vasilii Khmyeleviskiy and Hungarian Istvan Encsi, both very active against some of the best in the world, earn the remaining positions. Khmyeleviskiy was able back-up for the top Soviets while Encsi was better abroad.



George Frenn's warm-up ritual before each throw—which includes tugging up his baggy trousers—preceded some long tosses during the season. His 232'7" heave makes him the third-longest American thrower in history. He also claimed his first-ever AAU hammer title. /Bob Kasper/

World List

246'2½"	Anatoliy Bondarchuk (SU) Leselidze	(1)5/27
239'3"	Walter Schmidt (WG) Darmstadt	(1)6/ 9
238'1½"	Romuald Klim (SU) Tashkent	(1)3/21
237'4½"	Uwe Beyer (WG) Santiago, Chile	(1)10/18
237'4"	Jochen Sachse (EG) Turin, Italy	(1)9/ 4
234'9"	Reinhard Theimer (EG) Erfurt, EG	(1)7/ 3
232'9½"	Gyula Zsvotzky (Hun) Innsbruck, Aut	(1)5/27
232'7"	*George Frenn (US/P Coast) Berkeley	(1)5/30
232'0"	Anatoliy Maksimov (SU) Leningrad	(2)7/23
231'10"	Anatoliy Shuplyakov (SU) Sochi	(1)10/ 4
231'½"	Istvan Encsi (Hun) Budapest	(1)6/21
230'5½"	Vasilii Khmyeleviskiy (SU) Leselidze	(2)5/27
230'0"	Hans Fahsl (WG) Opladen	(1)5/ 1
229'4½"	Vladimir Prikhodko (Fr) Colombes	(1)6/ 6
228'5"	*Tom Gage (US/NYAC) Bakersfield	(2)6/26
227'9"	Edwin Klein (WG) Darmstadt	(3)6/ 2
227'9"	Shigenobu Murofushi (Jap) Tokyo	(1)10/ 4
227'7½"	Lutz Caspers (WG) Oberhausen	(1)9/10
227'2"	Howard Payne (GB) Solihull	(1)9/26
227'0"	*Hal Connolly (US/Strid) Long Beach	(1)3/22
226'3½"	Stanislaw Lubiejewski (Pol) Havana	(2)11/ 1
226'3"	Iosif Gamskiy (SU) Dnyepropetrovsk	(1)11/15
226'2"	Georgios Babaniotis (Gr) Bucharest	(1)8/14
224'11"	Vladimir Tretyak (SU) Dnyprpetrovsk	(1)10/18
224'5"	Mario Vecchiato (It) Rome	(1)7/14
224'3½"	Andrey Mikhnovyets (SU) Minsk	(1)9/26
223'8"	Yoshihisa Ishida (Jap) Cologne, WG	(3)8/11
223'6½"	Aleksey Spiridonov (SU) Dnprtrovsk	(2)10/18
223'3½"	Franz-Josef Woltering (WG) Wolfsbrg	(1)10/24
222'10"	Olyeg Parkhomyenko (SU) Minsk	(4)9/14
221'11"	Austris Upelnieks (SU) Leselidze	(5)5/27
221'7"	Sandor Eckschmidt (Hun) Budapest	(1)9/26
221'6"	Vladimir Ambrosyev (SU) Minsk	(2)5/16
221'2½"	Yuriy Nikulin (SU) Tashkent	(2)10/18
220'9½"	Piotr Gazdzik (Pol) Siracusa, Italy	(3)7/ 5
220'7"	Yuriy Vasilyev (SU) Minsk	(6)9/14
220'0"	Bernd Madler (EG) Potsdam	(1)9/ 2
220'0"	Todor Manolov (Bul) Sofia	(1)10/18
219'11½"	Hans Potsch (Aut) Schielleiten	(1)8/22
219'9½"	Karl-Heinz Beilig (EG)	
219'9"	Stavros Moutaftsidis (Gr)	
219'8"	Sergey Korobov (SU) Orel	(1)7/20
219'4"	Dimitar Mindov (Bul) Sofia	(2)5/30
218'10"	Vladimir Platonov (SU) Dnyepetrovsk	(3)10/18
218'7"	Lazar Lovasz (Hun) Pecs	(1)6/18
218'7"	Risto Miettinen (Fin) Helsinki	(1)8/24
218'4½"	Rainer Engwicht (EG) Potsdam	(1)8/ 9
217'7½"	Ernst Ammann (Switz) Aarau	(1)7/28
217'6"	Gennadiy Kondrashov (SU) Minsk	(8)9/14
217'3"	Jacques Accombay (Fr) Mantes	(2)5/ 7
216'11"	Aleksey Komissar (SU) Dnyppoptrvsk	(4)10/18
Extra throw:		
226'9"	Kauko Harlos (Swe) Nykoping, Fin	(-)/9/20
Unsanctioned meet:		
219'6"	Kauko Harlos (Swe) Turku, Fin	(1)8/17

US Additions

208'4"	Wayne Pangburn (Strid) Orange, Calif	(1)6/20
207'2½"	Bob Narcessian (US Army) Viareggio	(2)6/13

207'2"	Steve DeAutremont (Ore St) Bakersfield	(4)6/26
206'11"	Larry Hart (US Army) Hanover, NH	(1)8/ 1
203'7"	DeWitt Davies (Dart) Hanover, NH	(1)5/16
200'11"	Augie Zilincar (Shore AC) W L Branch	(1)6/20
197'6"	Al Hall (unat) Hamilton, NY	(1)6/21
196'2"	Dick Narcessian (RI) Durham, NH	(1)5/16
196'0"	Al Schoterman (Kent St) New York	(1)8/15
195'2"	Bill Dinneen (Dart) Des Moines, Ia	(q)6/18
193'7"	Tom Miller (unat) Hamilton, NY	(1)6/ 9
192'6"	Ed Nosal (Harv) Chicago, Ill	(1)6/ 6
191'5"	Harry Krause (Boston C) Amherst	(2)5/23
191'1"	Bill Penny (Kans) Des Moines, Ia	(2)4/24
190'7"	Jim Pryde (Athens) Hanover, NH	(5)8/ 1
190'5"	Bill Diehl (Army) West Point, NY	(1)5/29
189'6"	Ron Hungarter (Ohio U) Hanover, NH	(6)8/ 1
189'5"	Warren Converse (Wn Mich) B Green	(1)4/21
188'3"	Tommy Sirois (NEN) Des Moines, Ia	(8)6/19
188'2"	Al Paliwoda (Conn) Storrs, Conn	(1)4/28
187'5"	Tom Fraus (Athens) Berkeley, Calif	(6)5/30
186'1"	John McLaughlin (Navy) Annapolis	(1)5/16
184'11"	Dale Frederick (Army) West Point	(2)5/29
184'11"	George Jerome (Sn Conn) New Haven	(1)5/ 5
184'8"	Tom Corrie (NYAC) New Haven, Conn	(1)10/31
184'5"	Roger Kauffman (Penn St) New York	(1)5/ 9
184'0"	Andy Yuen (Strid) Quantico, Va	(4)5/ 1
183'11"	Toli Welihozkiy (unat) Lawrence, Kans	(1)4/18
183'9"	Steve Furness (RI) Philadelphia, Pa	(5)5/29
183'1"	Ken Moss (Quantic) College Park, Md	(1)5/24
183'0"	Ron Furcht (Columbia) New York, NY	(1)5/13
182'9"	George Lyons (NYAC) Hamilton, NY	(2)6/21

226'9"	(1) Budapest	10/17
237'9½"	(2) Tashkent	3/21
233'0"	(1) Nalchik	4/ 6
239'7½"	(1) Yalta	4/19
236'7½"	(1) Sochi	4/29
246'2½"	(1) Leselidze	5/27
225'½"	(2) Kiev	6/ 7
240'9"	(1) Budapest	6/14
232'6½"	(q) Znamenskiy Mem	7/ 2
237'4½"	(1) Znamenskiy Mem	7/ 2
237'9½"	(1) v US	7/23
239'10"	(1) EC sf (Zurich)	8/ 1
231'2"	(1) European Cup	8/29
232'5½"	(1) Soviet Union Ch	9/14
237'3"	(1) v EG, Poland	9/26
240'7½"	(1) Alushta	10/ 7
225'10"	(1) Alushta	10/29
2. UWE BEYER (West Germany)		
230'1½"	(1) Stuttgart	6/ 6
231'5"	(1) Hamburg	6/14
231'10½"	(1) Hamburg	6/21
235'2"	(2) Darmstadt	7/ 2
232'2½"	(1) v US	7/16
236'6½"	(1) Mainz	7/19
226'8½"	(2) EC sf (Sarajevo)	8/ 1
236'4"	(1) W German Ch	8/ 8
230'11½"	(1) Cologne	8/11
227'10½"	(2) European Cup	8/29
233'1½"	(1) Mainz	9/19
237'0"	(1) Valparaiso	10/11
228'0"	(1) Osorno	10/14
237'4½"	(1) Santiago	10/18
235'6"	(1) Asuncion	10/23
227'10½"	(1) Hamburg	11/14
3. ROMUALD KLIM (Soviet Union)		
238'1½"	(1) Tashkent	3/21
227'8"	(1) Simfyeropol	4/ 7
225'1½"	(2) Sochi	4/29
228'11"	(1) Minsk	5/16
233'4"	(1) Riga	6/ 5
232'2½"	(1) Potsdam	6/14
226'7½"	(q) Znamenskiy Mem	7/ 2
227'9"	(2) Znamenskiy Mem	7/ 2
229'8½"	(3) v US	7/23
224'8"	(q) Soviet Union Ch	9/14
220'5½"	(7) Soviet Union Ch	9/14
232'9½"	(1) Lvov	10/23
4. REINHARD THEIMER (East Germany)		
232'5"	(1) E Berlin	5/27
227'4½"	(1) E Berlin	5/31
229'½"	(1) Magdeburg	6/ 3
230'7½"	(q) Kusocinski Mem	6/19
229'8"	(1) Kusocinski Mem	6/19
234'9"	(1) E German Ch	7/ 3
230'9"	(1) v Great Britain	7/11
229'0"	(1) EC sf (Helsinki)	8/ 1
227'5"	(3) European Cup	8/29
231'9"	(1) E Berlin	9/ 6
221'6"	(2) v Finland	9/16
223'6½"	(4) v S Union, Poland	9/26
5. GYULA ZSVOTZKY (Hungary)		
230'7½"	(1) Mantes	5/ 7
229'0"	(1) Budapest	5/ 9
232'9½"	(1) Innsbruck	5/27
232'3½"	(1) Budapest	5/30
231'2½"	(2) Budapest	6/14
227'10"	(1) v Poland, Czech	6/27
232'8"	(1) EC sf (Sarajevo)	8/ 1
232'6½"	(q) Hungarian Ch	8/ 6
232'2½"	(1) Hungarian Ch	8/ 7
219'6"	(2) v Italy, Rumania	9/19
224'6½"	(2) Sochi	10/ 4
221'8"	(3) Tashkent	3/21
223'8"	(1) Leselidze	4/ 2
222'8½"	(3) Sochi	4/29
223'9½"	(1) Pyatigorsk	5/17
223'9"	(3) Tashkent	5/17
222'11"	(1) Darmstadt	6/ 7
222'7½"	(2) Trier	6/ 7
228'1½"	(1) Darmstadt	6/ 7
239'3"	(1) Darmstadt	6/ 9
221'2"	(1) Edinburgh	6/13
228'9"	(1) Frechen	6/21
236'2"	(1) Darmstadt	7/ 2
222'11½"	(1) Wiesbaden	7/ 5
226'5"	(2) v US	7/16
232'0"	(1) Darmstadt	7/22
203'1"	(q) W German Ch	8/ 8
220'11"	(1) v France	8/29
212'3"	(5) Universiade	9/ 4
9. VASILII KHMYELEVISKIY (S Union)		
229'8"	(3) Tashkent	3/21
223'8"	(1) Leselidze	4/ 2
222'8½"	(3) Sochi	4/29
223'9½"	(1) Pyatigorsk	5/17
223'9"	(2) Leselidze	5/27
228'1½"	(1) Rosicky Mem	6/23
221'4"	(1) Helsinki	7/ 1
223'10½"	(4) US v S Union	7/23
225'4"	(1) Kiev	8/15
224'10½"	(2) Universiade	9/ 4
10. ISTVAN ENCSI (Hungary)		
223'2½"	(1) Budapest	5/ 4
225'½"	(1) Budapest	5/ 9
226'½"	(1) Budapest	5/24
229'4"	(2) Budapest	5/30
225'0"	(3) Budapest	6/14
231'½"	(1) Budapest	6/21
218'1"	(2) v Poland, Czech	6/27
217'2"	(2) Budapest	7/ 6
223'3½"	(q) Hungarian Ch	8/ 6
222'10"	(2) Hungarian Ch	8/ 7
221'4"	(1) Budapest	8/19
222'10½"	(1) v Italy, Rumania	9/19
223'9½"	(1) Budapest	10/ 7
222'5½"	(1) Budapest	10/17
225'5½"	(1) Budapest	10/24
227'10½"	(1) Havana	11/ 1
215'5½"	(2) Havana	11/ 5

181'10"	Stew Thomson (Strid) Compton, Calif	(4)5/ 3
181'6"	Robbin Roeder (Staters) Corvallis, Ore	(2)6/ 6
180'8"	Tom Kirkwood (L Beach St) Orange	(4)6/20
180'0"	Doug Greenwood (Princeton) Princeton	(1)4/28
180'0"	Alvin Jackson (RI HS) New Britain	(1)7/12
179'8"	Richard Sherman (LIAC) New York	(1)5/16
178'11"	Robert Mead (NYAC) New York, NY	(2)5/16
178'5"	Ray Sabbatine (Ky) Bowling Green	(1)5/30
177'4"	Paul Germanowski (Conn) Storrs, Conn	(2)5/ 6
176'8"	Tom Shadis (Army) West Point, NY	(4)5/29
176'6"	Doug Backes (Navy) Annapolis, Md	(2)4/11
176'4"	Gordon DeWitte (unat) Cambridge	(2)5/ 2
176'4"	Martin Luftman (Brown) Providence	(3)5/ 2
176'1"	Clark Ballard (NYAC) Randall's Island	(3)6/13
175'8"	Mike Salvetti (Colby) Amherst, Mass	(1)5/23

JAVELIN THROW

Nevala: 3 300's in 54 Meets

Pauli Nevala's javelin efforts can only be described as Herculean: 54 meets in five months, over 80-meters (262'5 1/2") in 52 and over 85-meters (278'10 1/2") in 32, three 300-foot plus throws including the second-longest in history, a vastly-superior record vis-a-vis his arch-rival Jorma Kinnunen and a series of wins over American Bill Skinner. Such a record is more than enough to rate the 1964 Olympic champion first. Second is 33-year-old Manfred Stolle of East Germany who rose to spectacular heights in two important meets only to tail off in a third. His best mark set a new pan-German record. Mark Murro was the ruling American (even vis-a-vis Skinner whom Murro led 3-0 prior to injury at Compton; Murro finished the year still 3-2 against Skinner) until injury bogged him down in the crucial June meets. But his record, including an American record, is enough for third. Kinnunen, not very consistent but powerful on occasion (as at Helsinki when his seasonal best knocked off both Nevala and Skinner), edges the American for fourth. Skinner competed often (five meets in as many days in Finland) and generally with great success as when he handled Olympic champ Janis Lusus in the Soviet meet. Sixth-ranked Lusus was injured early but came back to win a big international and his umpteenth national title. Miklos Nemeth was back in the top ranks after losing the better part of two seasons and he proved almost as reliable as he was in his top year of 1967. Another great competitor, Polish champion and European Cup winner Wladyslaw Nikiciuk, takes eighth ahead of West German champion and record-setter Klaus Wolferrmann. Tenth goes to ever-present Janusz Sidlo, dean of the World Ranking (this is his 17th consecutive year in the top 10), who started fast by beating the Finns in a career best, then settled into a more leisurely pace.



Until literally hobbled by an ankle injury, Mark Murro produced some great javelin throws, a US record 300'0" among them. His season still ranks him third. /Chadez/

1. PAULI NEVALA (Finland)

273'9 1/2"	(1)	Mantes	5/ 7
261'1"	(4)	Helsinki	6/ 4
291'8"	(1)	Tampere	6/16
278'9 1/2"	(1)	Tampere	6/17
282'9"	(1)	Keuruu	6/19
275'11 1/2"	(1)	Saarijarvi	6/21
271'3"	(2)	v France	6/28
282'9 1/2"	(1)	Helsinki	6/30

291'11"	(1)	Tampere	7/ 2
295'5 1/2"	(1)	Teuva	7/ 7
288'6"	(1)	Kuortane	8/ 3
289'10"	(1)	Teuva	8/ 5
288'5 1/2"	(1)	Kuopio	8/ 6
288'1 1/2"	(1)	Vaasa	8/19
300'0"	(1)	Lahti	8/20
292'6"	(2)	Helsinki	8/24
303'1"	(1)	Seinajoki	8/27
303'11"	(1)	v Sweden	9/ 6
299'9"	(1)	Oulu	9/ 9

2. MANFRED STOLLE (East Germany)

258'4 1/2"	(1)	Potsdam	6/14
297'6"	(1)	East German Ch	7/ 4
273'10"	(1)	v Great Britain	7/10
287'1"	(1)	EC sf (Helsinki)	8/ 2
257'11"	(5)	European Cup	8/30

3. MARK MURRO (US/Arizona State)

265'3"	(1)	Tucson	2/14
265'6"	(1)	Tucson	2/28
279'2"	(1)	W Los Angeles	3/ 7
274'11"	(1)	Tempe	3/14
283'3"	(1)	Tempe	3/19
278'9"	(1)	Tempe	3/23
300'0"	(1)	Tempe	3/27
263'4"	(1)	Tempe	3/31
285'6"	(1)	Tempe	4/ 4
285'3"	(1)	Tempe	4/11
287'10"	(1)	Tempe	4/18
271'3"	(1)	Penn Rlys	4/25
261'11"	(1)	Tempe	4/30

262'1"	(1)	Salt Lake City	5/16
270'3"	(2)	California Rlys	5/23
278'6"	(1)	Kennedy Gms	5/30
255'10"	(3)	Compton Inv (inj)	6/ 6
237'7"	(13)	AAU	6/27

4. JORMA KINNUNEN (Finland)

264'9"	(3)	Mantes	5/ 7
263'4"	(3)	Helsinki	6/ 4
260'3"	(2)	Tampere	6/16
272'10 1/2"	(2)	Tampere	6/17
272'2"	(2)	Keuruu	6/19
260'11 1/2"	(3)	Saarijarvi	6/21
274'11"	(1)	v France	6/28
272'1 1/2"	(3)	Helsinki	6/30
273'3 1/2"	(2)	EC sf (Helsinki)	8/ 2
276'7 1/2"	(2)	Teuva	8/ 5
279'6 1/2"	(1)	Loviisa	8/23
295'3"	(1)	Helsinki	8/24
288'7"	(1)	v Sweden	9/ 6
274'11"	(2)	Oulu	9/ 9
269'9"	(1)	v E Germany	9/16

5. BILL SKINNER (US/Tennessee)

243'9"	(1)	Tallahassee	4/13
253'4"	(1)	Dogwood Rlys	4/18
267'4"	(2)	Penn Rlys	4/25
251'11"	(1)	Knoxville	5/ 2
276'3"	(1)	Knoxville	5/ 9
253'3"	(1)	SEC	5/16
263'3"	(4)	California Rlys	5/23
263'6"	(2)	Kennedy Gms	5/30
267'5"	(2)	Compton Inv	6/ 6
257'8"	(2)	Long Beach	6/ 7
268'10"	(1)	USTFF	6/12
270'8"	(1)	NCAA	6/20
276'7"	(1)	AAU	6/27
249'9 1/2"	(2)	v France	7/ 9
291'9 1/2"	(1)	v W Germany	7/15
272'8 1/2"	(1)	v S Union	7/24
265'11 1/2"	(1)	Stockholm	7/29
259'5 1/2"	(2)	Cologne	8/11
267'5 1/2"	(1)	Malmö	8/19
281'6 1/2"	(3)	Helsinki	8/24
266'8 1/2"	(2)	Lappeenranta	8/25
274'1"	(2)	Kotka	8/26
267'2"	(2)	Seinajoki	8/27
271'1 1/2"	(2)	Hameenlinna	8/28
254' 1/2"	(2)	Warsaw	9/ 3

6. JANIS LUSIS (Soviet Union)

268'7 1/2"	(1)	Simfyeropol	4/ 7
259'11 1/2"	(1)	Sochi	4/29
260'11 1/2"	(3)	v US	7/24
265'0"	(2)	EC sf (Zurich)	8/ 2
263'9 1/2"	(1)	Moscow	8/22
268'2"	(2)	European Cup	8/30
274'11"	(1)	Soviet Union Ch	9/12
288'9 1/2"	(1)	v E Ger, Poland	9/27
276'3 1/2"	(1)	Tashkent	10/11
287'4 1/2"	(1)	Lvov	10/22

7. MIKLOS NEMETH (Hungary)

277'6 1/2"	(1)	Budapest	5/ 1
271'8"	(1)	Budapest	5/24
281'10"	(1)	Budapest	6/13

275'10"	(1)	Budapest	6/20
272' 1/2"	(1)	v Poland, Czech	6/27
280'6"	(2)	Helsinki	6/30
263'11 1/2"	(1)	Varkaus	7/ 2
269'10 1/2"	(1)	Sotkamo	7/ 5
262'8 1/2"	(2)	Budapest	8/23
268'10"	(1)	Universiade	9/ 2
265'6 1/2"	(1)	v Rumania, Italy	9/18
262'8 1/2"	(1)	Budapest	10/18

8. WLADYSLAW NIKICIUK (Poland)

255'8 1/2"	(1)	Warsaw	5/16
258'7"	(1)	Rodrigo Mem	6/ 3
272'0"	(1)	Edinburgh	6/13
266'8 1/2"	(1)	Kusocinski Mem	6/20
271'11 1/2"	(2)	v Hungary, Czech	6/27
258'8"	(5)	Helsinki	6/30
274'7"	(1)	v Italy	7/ 4
258'1"	(3)	v Sweden	7/25
263'9 1/2"	(q)	Polish Ch	8/ 9
272'9"	(1)	Polish Ch	8/ 9
270'6 1/2"	(1)	European Cup	8/30
265'5 1/2"	(1)	v Great Britain	9/12
266'8 1/2"	(2)	v EG, S Union	9/27
262'4 1/2"	(1)	Sochi	10/ 4

9. KLAUS WOLFERMANN (W Germany)

271' 1/2"	(1)	Schweinfurt	5/10
274'4"	(1)	Burgkirchen	5/18
264'5"	(2)	Helsinki	6/ 4
260'11 1/2"	(2)	Pori	6/ 7
269'6"	(1)	CISM	6/14
244'2"	(9)	Helsinki	6/30
246' 1/2"	(3)	Turku	7/ 1
271'4 1/2"	(1)	Munich	7/12
275'4"	(2)	v US	7/15
268'3"	(1)	W German Ch	8/ 9
269'9 1/2"	(1)	Cologne	8/11
250'8"	(2)	Edinburgh	8/22
265'5"	(3)	European Cup	8/30
280' 1/2"	(1)	Rosenheim	9/ 6
281'2 1/2"	(1)	Rumanian Intl Ch	9/12
263'2"	(1)	Waldkraiburg	9/16
283'8"	(1)	Munich	9/17
266'6 1/2"	(1)	Burgkirchen	9/20
265'0"	(1)	Wuppertal	9/24
268'11 1/2"	(1)	Innsbruck	9/26
277'10 1/2"	(1)	Santiago	10/18
264'3"	(1)	Asuncion	10/23

10. JANUSZ SIDLO (Poland)

270'3"	(1)	Warsaw	5/ 1
282'10 1/2"	(1)	Mantes	5/ 7
262'11"	(1)	Poznan	5/24
262'8"	(1)	Warsaw	6/ 3
271'11"	(1)	Tampere	6/ 7
272'7"	(2)	Mannta	6/13
256'10 1/2"	(2)	Virrat	6/14
255' 1/2"	(2)	Kusocinski Mem	6/20
246' 1/2"	(4)	Stockholm	7/ 2
256'10 1/2"	(2)	v Italy	7/ 4
263'10"	(2)	v Sweden	7/25
260'2"	(2)	Stockholm	7/29
256'6"	(3)	EC sf (Helsinki)	8/ 2
263'10"	(2)	Polish Ch	8/ 9

World List

303'11"	Pauli Nevala (Fin)	Helsinki	(1)/9/ 6
300'0"	*Mark Murro (US/Ariz St)	Tempe, Ariz	(1)/3/27
297'6"	Manfred Stolle (EG)	Erfurt	(1)/7/ 4
295'3"	Jorma Kinnunen (Fin)	Helsinki	(1)/8/ 4
291'9 1/2"	*Bill Skinner (US/Tenn)	Stuttgart, WG	(1)/7/15
288'9 1/2"	Janis Lusus (SU)	Erfurt, EG	(1)/9/27
283'8"	Klaus Wolferrmann (WG)	Munich	(1)/9/17
282'10 1/2"	Janusz Sidlo (Pol)	Mantes	(1)/5/ 7
282'1"	Vyacheslav Gorovoy (SU)	Tomskiy	(1)/8/ 6
281'10"	Miklos Nemeth (Hun)	Budapest	(1)/6/13
280'7"	*Bill Schmidt (US/N Tex St)	Modesto	(1)/5/23
278'2 1/2"	Hannu Siitonen (Fin)	Helsinki	(3)/9/ 6
277'6"	Sandor Boros (Hun)	Budapest	(1)/7/ 5
277'5"	*Larry Stuart (US/Strid)	Fullerton, Cal	(1)/2/22
274'11"	Vilnis Feldmanis (SU)	Riga	(1)/6/ 4
274'7"	Wladyslaw Nikiciuk (Pol)	Siracusa, It	(1)/7/ 4
273'9"	Dave Travis (GB)	Zurich, Switz	(1)/8/ 2
272'7"	*Frank Covelli (US/P Coast)	Orange	(1)/6/20
271'4 1/2"	Jozsef Csik (Hun)	Budapest	(1)/8/ 9
271'3"	Lars Avellan (Fin)	Helsinki	(4)/6/30
270'10 1/2"	Herwig Biering (EG)	Berlin	(1)/7/19
268'9"	Raimo Pihl (Swe)	Victoria, BC	(1)/9/19
268'1"	Horst Timmer (WG)	Aachen	()/9/29
266'10 1/2"	Urs von Wartburg (Switz)	Zurich	(1)/7/ 3
265'5"	Jorma Jaakola (Fin)	Oulu	(3)/9/ 9
265'0"	Lech Krupinski (Pol)	Warsaw, Pol	(1)/9/19
264'11"	Peter Maync (Switz/Ore TC)	Eugene	(1)/6/ 5
264'7 1/2"	Juhani Nummela (Fin)	Teuva	(3)/8/ 5
264'1"	*Fred Luke (US/Husky SC)	Vancouver	(1)/8/ 8
263'7 1/2"	Andrej Huncik (Czech)	Dubnica	(1)/9/19

263'1 1/2"	Mauri Auvinen (Fin)	Teuva	(4)/8/ 5
263'0"	Esa Alander (Fin)	Parkano	(1)/6/14
262'10 1/2"	Siegfried Hinzmann (EG)	Potsdam	(1)/9/ 2
262'8"	Jaroslav Halva (Czech)	Banska Bystrica	(1)/6/13
262'7"	Gergely Kulcsar (Hun)	Stockholm	(1)/7/ 2
262'5"	*Cary Feldmann (US/Wash)	Des Moines	(3)/6/20
262'4"	*Roger Collins (US/Clemson)	Bakrsfield	(2)/6/26
262'3"	Janis Donins (SU)	()	()
262'0"	*Frank Burgasser (US/unat)	Albuquerque	(1)/5/30
261'11"	Ivan Zarubay (Hun)	Budapest	(3)/7/ 5
261'9"	Renzo Cramerotti (It)	Rome	(1)/7/15
261'9"	Witold Krupinski (Pol)	Olisztyn	(1)/8/22
261'7 1/2"	Milcho Milenski (Bul)	Sofia	(1)/5/30
261'7 1/2"	Wieslaw Sieranski (Pol)	Warsaw	(1)/5/30
261'5"	Nikolay Grebnyev (SU)	Alushta	(1)/4/25
261'2"	*Ed Red (US/P Coast)	Long Beach, Cal	(2)/9/ 6
260'7 1/2"	Veikko Pakarinen (Fin)	Nurmes	(1)/7/ 9
260'7"	*Jack Bacon (US/Md)	Columbia, SC	(1)/4/ 4
260'4 1/2"	Bertie Binneeman (S Afr)	Stellenbosch	(1)/4/ 8

Sloping surface:

273'6 1/2"	Lars Avellan (Fin)	Helsinki	(1)/5/ 7
270'2 1/2"	Esa Alander (Fin)	Helsinki	(2)/5/ 7

US Additions

258'10"	Dave Reiss (Md)	Philadelphia, Pa	(3)/4/25
257'7"	Bob Wallis (Army)	Bakersfield, Calif	(4)/6/27
257'4"	Mac Wilkins (Ore)	Eugene, Ore	(2)/6/ 5
256'2"	Bob Kouvolo (Pitt)	Athens, Ohio	(1)/4/11
256'0"	Mike Lyngstad (US Army)	Orange, Cal	(3)/6/20
255'4"	Andy Barnett (Strid)	Eagle Rock, Calif	(1)/4/11
254'1"	Ed Morland (US Army)	Eagle Rock	(1)/5/29

252'6"	Willie Franklin (Mesa/A CC)	Mesa, Ariz	(1)/2/21
251'2"	Mike Metz (S Jose St)	Walnut, Calif	(3)/4/25
250'0"	Greg Rigby (Ore St)	Corvallis, Ore	(1)/6/ 6
248'9"	Russ White (Spts Intl)	Quantico, Va	(1)/5/ 2
248'8"	Delmon McNabb (Tex Strid)	Walnut	(4)/4/25
248'8"	Jim Pearce (Rice)	Houston, Tex	(1)/4/11
248'3"	Mark Richardson (Ore)	Eugene, Ore	(3)/6/ 5
248'2"	Bill Floerke (Strid)	Cerritos, Calif	(2)/5/ 9
247'1"	Bob Obee (Kans HS)	Kansas City, Kans	(1)/5/ 1
246'6"	Fred Andrew (Tacoma TC)	Seattle	(1)/7/ 9
246'5"	George Stevens (NM JC)	Big Spring	(1)/4/11
245'2"	Bruce Bell (Miss St)	Baton Rouge, La	(1)/5/ 3
245'2"	Milt Sonsky (unat)	Quantico, Va	(2)/5/ 2
244'10"	Craig Harrison (Utah St)	Eagle Rock	(1)/5/16
244'10"	Mike Ross (Kans St)	Norman, Okla	(1)/4/11
244'10"	Craig Stiles (Mont HS)	Fort Benton	(1)/5/ 9
243'7"	Ken Johnson (Husky SC)	Seattle, Wash	(2)/7/25
242'10"	Tim Voht (Ore St)	Eugene, Ore	(1)/5/ 2
241'11"	Dick Bedlington (Cent Wash St)	Cheney	(1)/5/23
241'10"	Gene Grassie (Okla Christ)	Okla City	(1)/4/ 7
241'6"	Drew Stewick (Whitworth)	Billings, Mon	(1)/6/ 6
241'1"	Richard George (Utah HS)	Cedar City	(1)/5/ 7
240'5"	Scott Hagy (Penn St)	Pottstown, Pa	(1)/7/28
239'11"	Bob Balsters (Okla)	Norman, Okla	(1)/5/ 9
239'9"	Carl O'Donnell (Cougar TC)	Tacoma	(2)/6/ 1
239'1"	Bob Winn (Ottawa)	Liberty, Mo	(1)/3/26
238'8"	Jack Hall (Conn HS)	()	(1)/6/ 9
238'7"	Sam Colson (Kans)	Des Moines, Ia	(3)/4/25
238'2"	John Burns (Athens)	Sacramento	(2)/6/13
238'0"	Bill Kouvolo (En Mich)	St Paul, Minn	(1)/6/13
237'3"	Jim Stevenson (unat)	Quantico, Va	(3)/5/ 2
237'2"	Charles Buck (Seminoles JC)	Gdn City	(1)/5/15
236'6"	Bob Daniel (Wm&M)	Williamsburg, Va	(1)/4/10

DECATHLON

Kirst Impresses in Both Meets

Last year, no decathlete had a prayer of ranking first--chiefly thanks to the near-total dominance of Bill Toomey, 1969's Athlete of the Year. But Toomey "retired" (for the time being) in 1970 and in his place stepped the young 10-eventer who ranked behind him last year. East German Joachim Kirst was in a class by himself this year, however. He did very well in two important meets--usually enough to qualify a decathlete for top ranking under present European standards and, in this case, well enough for the number one spot since no other athlete had a flawless record. West German Kurt Bendlin scored a remarkable win in his first competition of the season, the USSR-West German match, under severe conditions. This seems enough to outweigh American Russ Hodge's string of superior scores achieved under less-stiff competitive conditions. But, 1970 was easily Hodge's best year, healthwise and markwise, since 1966. Swede Lennart Hedmark brought Scandinavia back into prominence and probably had the longest competitive season of those ranked. He was certainly more consistent than Rudiger Demmig, the East German champion, and Soviet Nikolay Avilov--even though Avilov just edged Hedmark at the Universiade. The remaining places were assigned chiefly on a composite evaluation of victories and failures in major meets by the athletes. Herbert Wessel was a consistent number two behind Kirst. John Warkentin had his biggest two days (nine personal bests worth) to win the AAU. Little Jeff Bennett proved that a decathlete can compete in two competitions in close successions, scoring over 15,700 points in less

than a week early in the year. Manfred Tiedtke was generally number three among the still-powerful East German camp.

- | | |
|----------------------------------|-------------------------------------|
| 1. JOACHIM KIRST (East Germany) | 6. NIKOLAY AVILOV (Soviet Union) |
| 8121 (1) Schielleiten 6/ 6- 7 | 7764 (1) Nalchik 5/30-31 |
| 7907 (1) v Soviet Union 6/27-28 | 7021 (18) v E Germany 6/27-28 |
| 2. KURT BENDLIN (West Germany) | 7685 (1) v US 7/23-24 |
| 7932 (1) v Soviet Union 8/15-16 | 7874 (2) v W Germany 8/15-16 |
| dnf (-) W Ger Ch (inj) 9/12-13 | 7803 (1) Universiade 9/ 4- 5 |
| 3. RUSS HODGE (US/Striders) | 7. HERBERT WESSEL (East Germany) |
| 7090 (dnf) Kansas Rlys 4/17-18 | 8003 (2) Schielleiten 6/ 6- 7 |
| 7557 (1) Mt SAC Rlys 4/25-26 | 7660 (4) v S Union 6/27-28 |
| 8025 (1) W Los Angeles 5/31-6/ 1 | 7627 (2) v Austria 7/31-8/ 1 |
| 7886 (2) AAU 6/24-25 | 7988 (2) E German Ch 9/ 5- 6 |
| 7861 (1) W Los Angeles 9/12-13 | 8. JOHN WARKENTIN (US/unattached) |
| 7981 (1) W Los Angeles 12/10-11 | 7542 (2) Mt SAC Rlys 4/25-26 |
| 4. LENNART HEDMARK (Sweden) | 7710 (2) W Los Angeles 5/31-6/ 1 |
| 7779 (1) Barcelona 5/23-24 | 7795 (1) Sacramento 6/12-13 |
| 7735 (1) Kassel 6/ 6- 7 | 8026 (1) AAU 6/24-25 |
| 7193 (dnf) Copenhagen 6/20-21 | 7425 (4) v S Union 7/23-24 |
| 8011 (1) Stockholm 7/11-12 | 9. JEFF BENNETT (US/Okla Christian) |
| 7782 (1) Stockholm 8/28-29 | 7712 (1) Kansas Rlys 4/17-18 |
| 7783 (2) Universiade 9/ 4- 5 | 8072 (1) Drake Rlys 4/22-23 |
| 5. RUDIGER DEMMIG (East Germany) | 7523 (1) USTFF 6/12-13 |
| 7651 (5) Schielleiten 6/ 6- 7 | 7750 (3) AAU 6/24-25 |
| 7307 (15) v Soviet Union 6/27-28 | 7353 (5) v S Union 7/23-24 |
| 7814 (1) v Austria 7/31-8/1 | 10. MANFRED TIEDTKE (East Germany) |
| 8130 (1) E German Ch 9/ 5- 6 | 7989 (3) Schielleiten 6/ 6- 7 |

World List

7559	Helmut Grolmann (WG) Kassel	(2)/6- 7
7554	Ryszard Skowronek (Pol) Warsaw	(1)/8- 7- 8
7553	Hannu Kyosola (Fin) Heinola	(1)/5- 9-10

8130	Rudiger Demmig (EG) Erfurt	(1)/9- 5- 6
8121	Joachim Kirst (EG) Schielleiten	(1)/6- 6- 7
8072	*Jeff Bennett (US/Okla Christ) D Mn	(1)/4-22-23
8026	*John Warkentin (US/unat) SL Tahoe	(1)/6-24-25
8025	*Russ Hodge (US/Strid) W L Angeles	(1)/5-31-6/1
8011	Lennart Hedmark (Swe) Stockholm	(1)/7-11-12
8003	Herbert Wessel (EG) Schielleiten	(2)/6- 6- 7
7989	Manfred Tiedtke (EG) Schielleiten	(3)/6- 6- 7
7932	Kurt Bendlin (WG) Leningrad, SU	(1)/8-15-16
7919	Gunther Grube (WG) Ebensfeld	(1)/7-25-26
7908	Hans-Dieter Michalak (EG) Erfurt	(1)/5-23-24
7900	Leonid Litvinyenko (SU) Minsk	(1)/9-12-13
7894	Horst Beyer (WG) Stuttgart	(1)/9-12-13
7874	Nikolay Avilov (SU) Leningrad	(2)/8-15-16
7837	Freddy Herbrandt (Belg) Spa	(1)/9-19-20
7831	Rein Aun (SU) Stockholm, Swe	(2)/7-11-12
7804	Hans-Joachim Perk (WG) Konigswwtr	(1)/7- 4- 5
7803	Tadeusz Janczenko (Pol) Warsaw	(1)/8- 7- 8
7780	Boris Tolmachov (SU) Stockholm	(3)/7-11-12
7772	Heinz-Ulrich Schulze (WG) Stuttgart	(2)/9-12-13
7771	Kurt Socol (Rum) Bucharest	(1)/8-14-15
7754	*Jeff Bannister (US/unat) Emmtsbrgi	(1)/5-16-17
7730	Manfred Bock (WG) Ebensfeld	(1)/7-25-26
7730	Vladimir Ormanov (SU) Minsk	(2)/9-12-13
7729	Jozsef Bakai (Hun) Schielleiten, Aut	(4)/6- 6- 7
7728	Vladimir Scherbatikh (SU) Tallinn	(2)/6-27-28
7728	*Bill Toomey (US/Strid) Fresno	(1)/3-24-25
7715	Arthur Hess (Switz) Zurich	(2)/7-11-12
7703	Axel Richter (EG) Zurich, Switz	(3)/7-11-12
7700	Jurgen Poelke (WG) Berlin	(1)/7-11-12
7692	Steen Schmidt-Jensen (Den) Silntna	(2)/8-28-29
7668	Toomas Berendsen (SU) Stockholm	(4)/7-11-12
7657	Spas Dzhuurov (Bul) Bucharest	(2)/8-14-15
7639	Roger Lespagnard (Belg) Spa	(2)/9-19-20
7632	Aleksandr Bliynyayev (SU) Colombes	(1)/9-11-12
7628	Bernd Knut (WG) Hamburg	(1)/5-30-31
7628	Andrei Sepci (Rum) Bucharest	(3)/8-14-15
7624	Frank Thiemi (EG) Erfurt	(4)/9- 5- 6
7623	Horst Mandl (Aut) Schielleiten	(6)/6- 6- 7
7620	Eberhard Stroot (WG) Konigswwinter	(2)/7- 4- 5
7620	Gennadiy Yelsakov (SU)	()
7613	Toomas Suurvali (SU) Tallinn	(1)/10- 1- 2
7594	Siegfried Pradel (EG) Berlin	(3)/7-31-8/1
7590	Albert Fantalis (SU) Dnyeprovsk	(1)/10-19-20
7587	Geoff Smith (Aus) Sydney	(1)/1- 3- 4
7577	Jurgen Olek (EG) Tallinn	(8)/6-27-28
7565	Guy Drut (Fr) Lille	(1)/5- 9-10

US Additions

7501	Dave Thoreson (Strid) Santa Maria	(1)/8-14-15
7467	George Pannel (unat) Santa Maria	(2)/8-14-15
7409	Norm Johnston (unat) Des Moines	(2)/4-22-23
7406	Rick Wanamaker (Drake) D Moines	(1)/6-19-20
7260	Gary Hill (Okla Christ) Des Moines	(3)/4-22-23
7226	Mike Hill (Mt SAC) S Lake Tahoe	(6)/6-24-25
7187	Andrew Pettes (unat) Des Moines	(4)/4-22-23
7187	Jim Sobieszczyk (Kearney St) SL Ta	(8)/6-24-25
7183	Sam Goldberg (Kans) Des Moines	(5)/4-22-23
7106	Rory Kenward (Colo) Santa Maria	(1)/1- 2- 3
7053	Gary King (NH) Emmitsburg, Md	(1)/9-19-20
7045	Mike Wedman (Colo) Des Moines	(3)/6-19-20
7015	Bill Bakley (Phoenix JC) SL Tahoe	(10)/6-24-25
6991	Bruce Jenner (Graceland) D Moines	(6)/4-22-23
6951	Fred Samara (Penn) Emmitsburg	(2)/5-16-17
6921	Mark Long (L Beach St) Fresno	(2)/5-15-16
6915	Fred Dixon (LA St) Fresno, Calif	(3)/5-15-16
6896	Don Bajema (S-Diego St) L Beach	(3)/5-30-31
6857	Bob Hutchins (unat) Des Moines	(7)/4-22-23
6817	Doug Wells (Utah) Des Moines	(5)/6-19-20
6798	Roger George (Fresno St) Glendale	(2)/12-12-13
6796	Dave Aungier (Gardntwn TC) N Brk	(2)/8- 8- 9
6790	Ray Hupp (Ohio St) Des Moines	(8)/4-22-23
6779	Lonnie Dalton (W Chest St) N Brk	(3)/8- 8- 9
6758	Butch Walden (unat) Wichita, Kans	(5)/6-12-13
6709	Eugene Miller (Ashland) B Green	(1)/5-29-30
6698	Kurt Slocumb (LaVerne) S Maria	(5)/8-14-15
6691	John Dvorak (Hastings) Des Moines	(10)/4-22-23
6689	Kim Proctor (L Beach St) S Maria	(2)/1- 2- 3
6688	Don Albritton (NE Mo St) St Paul	(2)/6-11-12
6665	Marvin Utecht (H Payne) Billings	(4)/6- 3- 4
6664	Paul Cox (Saddleback JC) S Maria	(1)/6-12-13
6656	Kenny Kring (Calif HS) Santa Maria	(1)/8-14-15
6641	Charles Galloway (Fla St) D Moines	(10)/6-19-20
6628	Eric Thompson (Hiram) D Moines	(11)/6-19-20
6584	Darl Locke (Cal TC) Wichita, Kans	(6)/6-12-13
6580	Bill Hanson (Or Cst CC) S Maria	(3)/6-12-13
6579	Ron Jensen (Willamette) Billings	(5)/6- 3- 4
6548	Carl Hartz (Far-Dick) Chestnut Hill	(1)/4-17-18
6534	Ross Newcomb (Sprgfld) St Paul	(4)/6-11-12
6531	John Kelly (unat) Albuquerque, NM	(1)/5-30-31
6513	Bob Keys (Ore C/Ed) Salem, Ore	(1)/5-22-23
6511	Lynn Borchert (Rocky Mt C) Billings	(6)/6- 3- 4
6511	Robert Brown (Dart) Des Moines	(13)/6-19-20



A healthy Russ Hodge compiled his best season since 1966, with an 8025 high, to rank third. /Jeff Johnson/

RELAYS

Texas A&M Dominates Short Relays

In the early part of 1970, four fleet relayists in the maroon of Texas A&M blazed to fast times with the stick. The foursome of Donnie Rogers, Rockie Woods, Marvin Mills and Curtis Mills started off their string of fire-crackers at the Texas Relays with a record-matching 1:22.1 for the 880 event. Three weeks later at Drake, though, the quartet nearly outdid itself. First came another 1:22.1 in a heat. Then in the final superlative-provoking 1:21.7. In addition, the team clocked 39.6 over 440 yards. But in the NCAA meet, it could place no better than sixth in 42.1.

Kansas State, powerful indoors over two-miles, continued outdoors with a 7:16.4 American record. Later in the summer, four half-milers in

the US Olympic training camp in Eugene ran two-tenths faster but the record won't be allowed as relay team members must be members of a single school or team, not a hastily-assembled and disaffiliated group. Still over two-miles, Kenya lowered the world best to 7:11.6--capped by Robert Ouko's 1:45.4 anchor after a 48.6 first 440.

Except for these few ripples, the relays were fairly quiet ponds--compared to 1969 when both the US 440 and mile relay marks were altered. The most outstanding highlights were a 3:03.3 1600-meter race by a US quartet at the Universiade (fastest in the world for 1970 and faster by a half-second than the US international team's quickest) and Villanova's 16:23.6 four-mile at Modesto, the fastest "non-Oregon" four-mile ever by a US college team.

Probably the top mark elsewhere was the 39.0 400-meters by the French national team against the US--which might have been faster but for a muffed pass by the Americans at the final exchange. But the US later beat both West Germany and the USSR, clocking 39.1 against the Soviets.

3 point immediate delivery



West Coast
Bill Closs and Assoc.
Box 299
365 Reed St.
Santa Clara, Calif. 95050

Central
Van Dervoort's
Box 89
1515 N. Grand River Ave.
Lansing, Mich. 48901

East Coast
Profile Sports Corp.
Morrisville, Vt. 05661



#201



#401

OLYMPIC DISCUS #201

- Hollow maser birch shell with the weight placed in the thickened forged steel rim.
- Four counter balance weights gyroscopically balance this discus in flight for true spin about all axis.

THROWING HAMMER #401


- Absolutely the finest hammer made in the world.
- Machine turned sphere is case hardened and gauged to exactly 102 mm, the min. ball dia.
- Small sphere allows longer wire, giving greater centrifugal force.
- Permanently lubricated ball bearing swivel.

INDOOR PLASTIC SHOT PUTS

- Will not mark indoor wood floors.
- Made of specially formulated Duralene plastic.
- Molded in our own tools to insure uniform wall thickness.
- Plug cannot be removed.
- Available in 8, 12 and 16 lb. models plus 4 kilo ladie's model.
- 12 lb. model approved by NFSHSAA for both indoor and outdoor competition.

STARTING BLOCK #601

- Runner gets a wider stance on extra wide block centers.
- Each block can be set at 3 different angles.
- Ribbed surfaces allows runner to push off on the broad base on the sole of his foot without spikes thrusting into an energy absorbing surface.



#601

These are just 4 of the Profile line of track and field equipment. For a good look at a great line send for your catalog...it has everything from Javelins to relay batons.

PROFILE

PROFILE SPORTS CORPORATION
MORRISVILLE, VERMONT 05661 (802) 888-2351

Still No. 1 in track delivery
ADIDAS*CATAPOLE*HELD*GILL*BECONTA


New supply KANSAS and MUNICH and 6 spike triple jump with heel cup. Hammers, Obol & Hollow wood discus. Write us for prices on Pacer standards and landing pits.

Free track folder on request

Vic Young Sporting Goods

415 Ninth St. Des Moines, Iowa 50309 (515) 243-1245

Builds
Endurance
you can count on!



ELMER'S
WEIGHTS-YOU-WEAR

Wear ELMER'S WEIGHTS
YOU WEAR during normal exercises and increase your stamina and endurance while you are building vitally needed muscles... where you NEED them — where you WANT them! Available in hand weights, leg weights, and vest weights. Send for free descriptive price list today. Ask for the BEST... ask for ELMER'S!

ELMER'S WEIGHTS
P. O. Box 5426
Lubbock, Texas

Please send the following checked items:

Sets of leg weights Sets of hand weights
 Free descriptive price list Sets of vest weights

Name: _____
Address: _____
City: _____ State: _____

PRIZE RIBBONS FOR TRACK AWARDS

Speedy service—Attractive prices
Superior quality

Catalog sent free on request
HODGES-BADGE CO., Inc.

Box 135 Belmont, Mass. 02178

RYANS *in San Jose* TRACK CLOTHING AND EQUIPMENT

4½-OUNCE TRACK SUITS!

Nylon tricot knit shirts plus nylon shell pants gives an extremely lightweight and durable track suit.

SHIRTS — in scarlet, white, royal, kelly-gold and black @ \$4.50 each

PANTS — in scarlet, white, royal, kelly gold and black @ \$2.95 pr.

SIZES: Small, Medium, Large, and Extra Large

Add 50¢ for postage and insurance on first item and 10¢ for each additional item

Money order Check

Sorry, No C.O.D.'s

California residents add 5% sales tax

MIKE RYAN & SONS

167 NO. BASCOM, SAN JOSE, CAL. 95128

KARHU

2280
"THE JOGGER"



BRIGHTEN YOUR RUNNING

with the comfortable, colorful Jogger by Karhu. You'll appreciate the quality workmanship on this lightweight style, which features shock-absorbing soles, full arch support, stay-dry terry lining. Tops for runners and great, too, for anyone who walks, hikes or even stands a lot. The suede leather upper is available in 6 colors: beige . . . dark orange (rust) . . . light orange . . . forest green . . . royal blue . . . cocoa brown.

SIZES: Men's 1 1/2-13; Women's 2 1/2-11

No. 2280 Shipped Postpaid \$14.50

- Quantity discounts available.
- Remittance required with all orders, except those placed by educational institutions.

Karhu of North America

1908 Grande Avenue Cedar Rapids, Iowa 52403



JAV-PAK

(JAVELIN PROTECTOR)

Aids in the protection of javelin from . . .

USED BY . . .

*World Recordholders
U.S. Olympians
National Champions
Colleges and Universities*

SCRATCHING
DENTING
MOISTURE

The JAV-PAK is a quality product of high strength plastic with handle and screw lock cushioned end.

Order From
Wayne Nelson
800 Woodswether Rd.
Kansas City, Mo. 64105

Price
\$8.95
or
(3 for \$23.95)

Meet Information

STAMPEDE CITY INTERNATIONAL INDOOR GAMES. 4th annual indoor meet, Sat. night March 20 & Sun. afternoon March 21. Featuring events at all distances from 50 yds. to 2 miles, plus high jump, pole vault, long jump, shot put. Write: John Cannon, Chairman, Invitations, 149-Springwood Dr., S.W., Calgary 13, Alberta, Canada

FIRST ANNUAL WEST VALLEY MARATHON & WESTERN REGIONALS, March 7, 1971—9 am, Burlingame H.S., Burlingame, Cal. WV Marathon T-Shirts to all finishers, merchandise awards, perpetual trophy, and more . . . For full details write: Jack Leydig, 603 S. Eldorado St., San Mateo, Cal., 94402. Flat & Fast Course.

GREATER CLEVELAND KNIGHTS OF COLUMBUS 31ST ANNUAL TRACK MEET. Fri., March 19th at the Arena in Cleveland. There is a field of great athletes competing in one of the country's finest track meets. Write or call Daniel E. Ferrazza, Meet Director, 1027 Superior Ave., Rm. 600, Cleveland, Ohio 44144. Phone: 216/696-6525, Ext. 226. Or Joe Nicklos, Asst. Meet Director, 6226 Carlyle Drive, Seven Hills, Ohio 44131. Phone 216/524-8455.

NEW YORK CHAPTER KNIGHTS OF COLUMBUS. 52nd annual meet Fri., Feb. 5th, Madison Square Garden, New York City, Featuring Columbian Mile, Casey 600, 1000 yard and other invitational events, college & club relays. Meet Director Matthew W. Peterson, Prince George Hotel, 14 East 28th Street, New York, N.Y. 10016.

PHILADELPHIA TRACK CLASSIC. Sat., Jan. 23, 1971. Keep this date open. Held at Philadelphia's historic Convention Hall. Villanova's Jim "Jumbo" Elliott, Meet Director. Penn Relays' Jim Tuppeny, Associate Meet Director. For information write or call: The "Classic Headquarters", P.O. Box 2034, Phila., Pa. 19103. Phone (215) 686-3597 or 568-3699

11TH MASON-DIXON GAMES, Feb. 13, 220-yd. banked board track—world's largest. 144' pole vault runway. Separate 68' LJ-TJ runways. Port-a-Pits. Site of "world" indoor records in the mile & 2-mile relays, 440, 500, 70, 70HH. 14,500 seats. Write: 8508 Blossom Lane, Louisville, Kentucky 40222.

DISTANCE RUNNERS—RUN IN THE NEW ORLEANS MARDI GRAS MARATHON. Sun. Feb. 21, 1971. See the greatest free show on earth—the Mardi Gras, Tues., Feb. 23. 4 days room & board, \$20 total cost. Limited travel assistance to top marathoners. Contact Dick Cochran, 1329 Melody Drive, Metairie, La. 70002.

4TH ANNUAL GLENN D. LOUCKS MEMORIAL TRACK AND FIELD GAMES. "The Meet." Conducted for Eastern schoolboy athletes by the Board of Education, White Plains, New York, on Sat., May 8, 1971. National Federation sanction. 21 championship events. Team trophies in 5 categories. Contact Edwin E. Kehe, White Plains High School, White Plains, New York 10605.

Advertisements

FREE—30 page illustrated catalog—running equipment—shoes, clothing, accessories, etc. Write Specialty Sports, P.O. Box 36522, Houston, Texas 77036. "We supply everything but the desire to win . . . around the world." Sponsors of World Marathon Runners Association. Write for details.

BAY AREA TIGER SALES. Running Unlimited, 1515 Cornell, Berkeley, Calif. 94702. Coaches & runners call 415/524-5205 day or evening for prompt Tiger shoe service. All training shoes, spikes, and apparel are available. Discounts to students and teachers.

Quick Protection From Heel Discomfort

M-F HEEL PROTECTORS



- Protects Against Bruises, Spurs, Shin Splints, Blisters, Callouses
- Prevents Ankle Sprains and Achilles Tendon Inflammation
- Allows The Injured Athlete To Compete Comfortably

AT DEALERS \$9.00 DOZ. OR \$1.00 EACH

Quick Delivery From Stock

CATA-POLE and PACER PRODUCTS

Headquarters

On The East Coast . . .

You Save Freight From California

M-F ATHLETIC COMPANY

P. O. Box 6632 • Providence, R. I. 02904 • (401) 942-9363

World List

400 METER RELAY

39.0	France, Colombes, Fr	(1)7/ 8
39.1	*United States, Leningrad	(1)7/23
39.2	Cuba, Turin, Italy	(2)9/ 6
39.2	Poland, Turin, Italy	(1)9/ 6
39.2	Soviet Union, Leningrad	(2)7/23
39.3	Czechoslovakia, Sarajevo	(1)8/ 1
39.3	East Germany, Erfurt, EG	(2)9/26
39.4	Jamaica, Edinburgh	(1)7/25
39.5	West Germany, Munich	(1)7/12
39.6	Bayer 04 Lev (WG) Berlin	(1)8/ 9
39.6	Great Britain, London	(2)7/10

1600 METER RELAY

3:03.3*	United States, Turin, It	(1)9/ 6
3:03.6	Kenya, Edinburgh	(1)7/25
3:04.2	Soviet Union, Turin, It	(2)9/ 6
3:04.4	France, Zurich, Switz	(1)8/ 2
3:04.6	Poland, Erfurt, EG	(1)9/27
3:04.8	Bayer 04 Lev (WG) Berlin	(1)8/ 9
3:05.3	Great Britain, Turin, It	(4)9/ 6
3:05.4	Trinidad, Edinburgh	(2)7/25
3:05.5	East Germany, Erfurt	(2)9/27
3:06.1h	Jamaica, Edinburgh	(2)7/24

US List

440 YARD RELAY

39.4	El Paso, S Lake City, Ut	(1)5/16
39.4	Texas Southern, Pasadena	(1)5/29
39.4	UCLA, Modesto, Calif	(2)5/23
39.6	Texas A&M, Villanova, Pa	(1)5/16
39.8	California, W Los Angeles	(1)5/16
39.8h	North Carolina Cent, D Mn	(1)6/18
39.8	Southern Cal, Long Beach	(1)3/ 7
39.9s	Indiana, Des Moines, Ia	(2)6/19
39.9	Oklahoma State, El Paso	(1)3/21
40.0s	Arizona State, D Moines	(3)6/19
40.1	P View A&M, Billings, Mont	(2)6/ 6
40.1	Tennessee, Knoxville	(2)3/30
40.2	California TC, Berkeley	(3)5/30
40.2s	Kansas, Des Moines, Ia	(5)6/19
40.2	Lincoln HS, Dallas, Austin	(1)5/ 8
40.2s	Long Beach St, Des Moines	(4)6/19
40.2	Oregon State, W L Angeles	(3)5/16
40.2	Sam Houston St, Billings	(3)6/ 6
40.2h	Washington St, Des Moines	(4)6/18
40.3h	Memphis St, Des Moines	(5)6/18
40.3	US Army, Villanova, Pa	(2)5/16
40.4	Norfolk State, Villanova	(3)5/16
40.4	North Texas St, Coll Stion	(2)3/14
40.4	Oregon, W Los Angeles	(5)5/16
40.5	JC Smith, Philadelphia	(2)4/25
40.5	Merritt JC, Modesto, Cal jc	(1)5/23
40.5h	Nebraska, Des Moines	(2)4/24
40.5	Texas Striders, Modesto	(7)5/23
40.5	Kentucky, Gainesville	(1)5/16
40.5	Philadelphia PC, Villanova	(4)5/16
40.5	Texas A&I, Alpine, Tex	(1)5/ 9
40.6	Alabama, Tuscaloosa, Ala	(1)5/ 9
40.6	Grambling, Des Moines	c(2)4/25
40.6	SF Austin St, Alpine, Tex	(2)5/ 9
40.7	Anderson HS, Austin, Astn	(2)5/ 8
40.7	Houston, Houston, Tex	(3)5/23
40.7	San Jose St, San Jose, Cal	(1)5/ 2
40.7	Sports Intl, Villanova, Pa	(5)5/16
40.7	Weber St, Ogden, Ut	(1)5/16
40.8	Alcorn A&M, Baton Rouge	(1)4/18
40.8	Bakersfield CC, Bakersfild	(2)5/16
40.8	Brigham Young, S L City	(2)5/16
40.8	Fresno CC, Modesto, Cal jc	(2)5/23
40.8	Lincoln, Des Moines, Ia	c(4)4/25
40.8	LACC, Bakersfield, Calif	(1)5/16
40.8	Rice, Pasadena, Tex	(2)5/ 2
40.8	SW Texas St, Alpine, Tex	(3)5/ 9
40.9	Florida A&M, Jacksonville	(1)3/21
40.9	Mesa/Ariz CC, Phoenix	(1)5/ 9
40.9	Michigan, Lexington, Ky	(2)4/ 4
40.9	Mississippi St, Gainesville	(4)5/16
40.9	Ohio St, Bloomington, Ind	(2)5/16
40.9	Sacramento St, Modesto	(4)5/23
40.9	Striders, Los Angeles, Cal	(4)6/ 6
40.9	Wyoming, S L City, Utah	(4)5/16

880 YARD RELAY

1:21.7	Texas A&M, Des Moines	(1)4/24
1:22.7	Indiana, Des Moines	(2)4/24
1:22.9	Texas Southern, Des Mn	c(1)4/24
1:23.0	P View A&M, Austin	c(1)4/ 3
1:23.3	El Paso, Philadelphia, Pa	(1)4/25



The showdown in the 440 relay came at Modesto. El Paso (right, Paul Gibson to Clyde Glosson) nipped UCLA (left, Johnny Johnson to Wayne Collett) as both teams ran 39.4, the season's fastest one-lap relay clocking. Texas A&M (2nd from right, Marvin Mills

to Donnie Rogers), which blitzed the 880 relay mark down to 1:21.7, ran 39.9 for third here. Indiana (2nd from left, Mike Goodrich to Mike Miller) ran fifth in 40.0 and later placed third in the NCAA. /Dick O'Connor/

1:23.3h	Oklahoma St, Des Moines	(1)4/24
1:23.7	ACC, Austin, Tex	(2)4/ 3
1:23.9	Memphis St, Des Moines	(4)4/24
1:24.1h	Kansas, Austin, Tex	(2)4/ 3
1:24.4	Texas, Des Moines	(5)4/24
1:24.4	Texas A&I, Austin, Tex	c(3)4/ 3
1:24.4	Villanova, Modesto	(4)5/23
1:24.5	Merritt JC, Oakland, Calif	(1)3/28
1:24.5	Philadelphia PC, Knoxville	(1)4/18
1:24.7	California, Santa Barbara	(1)3/28
1:24.7	Lincoln, Des Moines	c(3)4/24
1:25.0	Norfolk St, Norfolk, Va	(1)4/18
1:25.0	Southern, Austin, Tex	c(4)4/ 3

ONE MILE RELAY

3:05.8	Striders, Los Angeles	(1)6/ 6
3:06.1	UCLA, Des Moines, Ia	(1)6/20
3:06.6	Rice, Des Moines, Ia	(1)4/25
3:07.0	P View A&M, Pasadena	(1)5/29
3:07.1	ACC, Des Moines, Ia	(2)4/25
3:07.3h	Villanova, Des Moines	(2)6/19
3:07.4	Arkansas AM&N, Houston	(1)5/ 9
3:07.6	Sports Intl, Knoxville	(1)4/18
3:07.7h	Adelphi, Des Moines	(4)6/19
3:07.7h	Tennessee, Des Moines	(1)6/19
3:07.8	Murray St, Wichita, Kans	(3)6/13
3:07.9h	Oregon, Des Moines, Ia	(3)6/19
3:08.0	Nebraska, Des Moines	(3)4/25
3:08.0	Philadelphia PC, Philadel	(2)4/25
3:08.1h	Houston, Des Moines	(5)6/19
3:08.3	Texas A&M, Villanova	(1)5/16
3:08.3	US Army, Berkeley	(4)5/30
3:08.6h	Texas, Des Moines	(6)6/19
3:08.7	Rutgers, Philadelphia, Pa	(2)4/25
3:08.7	Texas Striders, Modesto	(4)5/23
3:08.7	Washington St, WL Angls	(3)5/16
3:09.2h	Drake, Des Moines	(2)4/24
3:09.2	Morgan St, St Paul, Minn	(2)6/13
3:09.4	McNeese St, Pasadena, Tx	(2)5/29
3:09.5	El Paso, Salt Lake City	(1)5/16
3:09.6	Arizona, Salt Lake City	(2)5/16
3:09.9h	Illinois, Des Moines	(7)6/19
3:10.1	Southern Cal, WL Angeles	(4)5/16
3:10.2	Kansas St, Lawrence, Kan	(2)5/16
3:10.2	Long Beach St, San Diego	(1)3/28
3:10.3	Oklahoma, Lawrence	(3)5/16
3:10.3	Oklahoma St, Bat Rouge	(1)5/ 9
3:10.6	Louisiana St, Baton Rouge	(1)3/28
3:10.6	San Jose St, San Jose	(1)5/ 2
3:10.7	N Carolina Cent, Ch Hill	(1)4/25
3:10.7	San Diego St, San Diego	(2)3/28
3:11.0	Idaho St, Santa Barbara	(1)3/28
3:11.0	Missouri, Lawrence	(4)5/16
3:11.0	Occidental, Los Angeles	(2)6/ 6
3:11.3	Alabama, Gainesville	(2)5/16
3:11.5	Eastern Michigan, Colms	(1)4/18
3:11.5	Sam Houston St, Billings	(2)6/ 6
3:11.8	Lamar Tech, Baton Rouge	(2)4/18
3:11.8h	Michigan St, Des Moines	(2)4/24
3:11.8h	New Mexico, Austin, Tx	(2)4/ 3
3:12.0	Georgia, Gainesville, Fla	(3)5/16

TWO MILE RELAY

7:16.2	Oly Training I, Eugene	(1)8/ 1
7:16.4	Kansas St, Des Moines	(1)4/24
7:18.0	Pacific Coast, Modesto	(1)5/23
7:18.2	Brigham Young, Des Mns	(2)4/24
7:18.4	Wisconsin, Des Moines	(3)4/24

7:19.0	Texas, Des Moines	(4)4/24
7:22.6	Oly Training II, Eugene	(2)8/ 1
7:22.8	UCTC, Villanova, Pa	(2)5/16
7:23.2	Tennessee, Knoxville	(1)4/18
7:23.2	Baylor, Des Moines	(5) 4/24
7:24.4	Iowa, Des Moines, Ia	(6)4/24
7:25.6	Texas Strid, Modesto	(4)5/23
7:27.6	Eastern Michigan, D Mn	c(1)4/24
7:27.8	Nebraska, Austin	(4)4/ 4
7:28.2	Villanova, Philadelphia	(1)4/25
7:28.6	El Paso, Philadelphia	(2)4/25
7:28.8	United AA, Quantico, Va	(1)5/ 2
7:30.2	P View A&M, D Moines	c(2)4/24
7:30.4	Drake, Austin, Tex	(5)4/ 4
7:31.6	Florida, Philadelphia	(3)4/25

FOUR MILE RELAY

16:23.6	Villanova, Modesto	(1)5/23
16:26.4	B Green St, Des Moines	(1)4/24
16:27.6	Pacific Coast, Modesto	(2)5/23
16:27.8	Western Michigan, D Mn	(2)4/24
16:31.4	Kansas, Des Moines	(3)4/24
16:32.4	Nebraska, Des Moines	(4)4/24

Only Oregon teams have run faster four-mile relays than Villanova's 16:23.6 (Chris Mason to Marty Liquori). /Don Chadez/



16:32.8	Illinois, Des Moines	(5)4/24
16:37.8	Missouri, Des Moines	(6)4/24
16:39.2	El Paso, Austin, Tex	(1)4/ 4
16:39.8	Minnesota, Des Moines	(7)4/24
16:40.0	Houston, Des Moines	(8)4/24
16:40.6	Georgetown, Philadelph	(2)4/25
16:43.0	Southern Illinois, Gnsvll	(1)3/27
16:45.6	Harvard, Philadelphia	(3)4/25
16:49.0	Stanford, Modesto	(3)5/23

SPRINT MEDLEY RELAY



3:17.8	Kansas St, Austin	(1)4/ 3
3:18.3	Kansas, Lawrence	(1)4/17
3:18.3	Texas Southern, D Moin	c(1)4/25
3:18.8	Nebraska, Lawrence	(2)4/17
3:19.0	Villanova, Philadelphia	(1)4/25
3:19.3	Rice, Des Moines	(1)4/25
3:19.4	Arkansas AM&N, D Mns	c(2)4/25
3:19.8	Wisconsin, Des Moines	(3)4/25
3:20.0	Philadelphia PC, Knoxville	(1)4/18
3:20.0	Texas A&I, Lawrence	c(1)4/17
3:20.3	Oklahoma St, Austin	(3)4/ 3
3:20.3	United AA, Quantico	(1)5/ 2
3:20.6	P View A&M, Des Moine	c(3)4/25
3:21.0	South Carolina, Philadel	(3)4/25
3:21.2	Tennessee, Philadelphia	(4)4/25

DISTANCE MEDLEY RELAY

9:38.6	Villanova, Philadelphia	(1)4/24
9:39.0	Pacific Coast, San Diego	(1)3/28
9:40.2	El Paso, Austin, Tex	(1)4/ 3
9:40.6	Texas, Austin	(2)4/ 3
9:41.2	Houston, Austin	(3)4/ 3
9:41.6	United AA, Quantico	(2)5/ 1
9:42.6	Brigham Young, Austin	(4)4/ 3
9:42.6	Maryland, Philadelphia	(2)4/24
9:43.0	Kansas, Austin	(5)4/ 3
9:43.6	NYAC, Quantico	(3)5/ 1
9:45.6	Manhattan, Knoxville	(1)4/18
9:46.0	Western Michigan, Des Mn	(2)4/25
9:46.2	Washington, Santa Barbar	(1)3/28
9:46.6	Ft Hays St, Austin	c(1)4/ 3
9:47.0	Baylor, Des Moines	(4)4/25
9:47.2	McNeese St, Austin	c(2)4/ 3
9:47.4	Nebraska, Des Moines	(5)4/25
9:47.8	Pepperdine, Austin	c(3)4/ 3
9:48.6	Harvard, Philadelphia	(4)4/24
9:48.6	San Diego St, Walnut, Cal	(2)4/24
9:48.8	Missouri, Austin	(7)4/ 3
9:48.8	Texas A&I, Austin	c(4)4/ 3
9:49.0	Wisconsin, Des Moines	(6)4/25
9:49.2	Florida, Philadelphia	(5)4/24
9:49.4	Howard Payne, Austin	c(5)4/ 3
9:49.4	Kansas St, Des Moines	(7)4/25
9:49.6	US Army, Walnut	(3)4/24
9:49.8	SWn Louisiana, Austin	c(6)4/ 3


HIGH HURDLE RELAY

56.9	Texas A&M, Des Moines	(1)4/25
57.1	Tennessee, Knoxville	(1)4/18
57.5	Michigan St, Des Moines	(2)4/25
58.0	Furman, Knoxville	(2)4/18
58.0	Maryland, Philadelphia	(1)4/25
58.1	Florida St, Gainesville	(1)3/28
58.1	Notre Dame, Des Moines	(3)4/25
58.1	Western Michigan, Knxvll	(3)4/18
58.5h	ACC, Des Moines	(2)4/25
58.5	Ohio St, Columbus	(1)4/18



(Above left) Track's very own "Captain America", otherwise known as high hurdler Gary Power. /Jeff Johnson/ (Center row, top) An elated Ralph Mann tries to explain his feelings to television reporters after his 48.8 440 hurdle world record at the NCAA. /Don Wilkinson/ (Center row, bottom) John Carlos, fast of mouth and fast of foot, 1970's leading sprinter indoors and out. /Steve Sutton/ (Below) Ecstatic friends and teammates swarm around just-as-happy Jan Johnson after he cleared 17'7" for an indoor world record to win the outdoor NCAA title. /Wilkinson/ (Right, top and middle) Al-

though he must not have thought it was very funny at the time, Eastern Kentucky's Ken Silvius provided one of 1970's lighter moments with this impromptu swan-dive into the water pit during the NCAA steeplechase. A torrential rainstorm had turned the surroundings into a giant water pit anyway, but Silvius still placed fourth in 8:50.4. /Wilkinson/ (Right, bottom) Georgia Tech decathlete Art Hoffman opened up a whole new vista of pole vaulting with this style in the USTFF—where he cleared 9'0" regardless of what the signboard says. Of course, this style is perfectly natural to *him*. /Wilkinson/



Caught in the Eye in 1970



It's what's inside that counts

"All pits are alike, right?" Wrong! Port-a-Pit pole vault and high jump pits are unique, outside and inside, in construction and quality. Pits may look alike but there are important differences. Port-a-Pit's exclusive, patented lattice construction sets it apart from substitutes. Special breather fabric, waterproof base material, heavy duty custom sewing, prime foam, and careful attention to advanced design and testing procedures, insures long life safety and lowest cost per season economy.


Now new lease purchase plans make it possible for you to have the complete line of superior Port-a-Pit equipment. Always specify "Port-a-Pit No Substitute."

Write or call for full color catalog and lease plan details.

PORTaPIT^{INC}

P.O. Box 6497
Anaheim, California 92806
(714) 524-8750

Eastern Sales Office
P.O. Box 659
Long Branch, New Jersey 07740
(201) 229-5480




START THE NEW YEAR RIGHT...

Facts and figures every fan will need for 1971.




The High School Annual has a new name — **HIGH SCHOOL TRACK-1971** — and this is another great edition in the series. It's a goldmine of information on the high school sport, with an all-time outdoor list (30-deep in most events); a 30-deep 1970 outdoor list; indoor lists for all-time and 1970; national, class, and age records; an event-by-event preview for the 1971 season; composite relay rankings by state; a 15-year records progression; and feature stories on Dave Tucker, Rick Brown, the Pouncy brothers, Alvin Jackson, etc. Jack Shepard gives an extensive regional round-up for 1970, and Fran Errota tells the story of the 1970 Golden West Invitational. No fan of high school track should be without this book — it's a treasure house of great reading and reference information.

Illustrated. 64 pages. \$1.00



Now! An up-to-date compilation of indoor track and field records and performances. Not since 1966 has an all-time world list on the undercover sport been available. 52 men's events — English and metric — are covered, including relays. In addition, there is a 1970 world list for 38 events. A section on records is extremely useful: world bests, American records, and European bests. Records for the six standard categories of tracks (9-lap, 10-lap, 11-lap, etc.) are also provided. A unique feature for the indoor fan is the descriptive listing of 117 U.S. and 68 foreign indoor track facilities (giving locations, lap-length, surface composition, etc.). And there are profiles on five of the top performers of indoor history: Martin McGrady, Ron Delany, Hayes Jones, Bob Seagrén, and Paavo Nurmi.

Illustrated. 48 pages. \$1.50



Did you know that Kevin Knox of Wasco, California holds 16 records at events from 220 yds. to two miles, for ages 7-10? And that Alain Mimoun ran an 8:29.2 two-mile when 43 years old? This is a sampling of the information contained in one of the most unusual and interesting reference works we have ever published — **AGE RECORDS**. All known world (and U.S., where different) best performances by male athletes are listed by age grouping for 37 events, with ages ranging from 1-year old (26.0 for 50 yds.) to 73. The listing represents a Herculean labor of love by two master statisticians, Hugh Gardner and Jack Shepard, and the results provide a fabulous information source for all fans of track and field, as well as specialists involved in age-group, seniors, and high school track, etc. The entries give birthdates, competition sites, etc. in most cases.

32 pages. \$1.00

SPECIAL OFFER: All three books for \$3.00, postage paid.

On orders for single books, add 25¢ for postage and handling.

Track & Field News, Box 296, Los Altos, Calif. 94022

Prep Round-up

by Jack Shepard

New national records in 1970 in the triple jump and 440 relay seemed strong probabilities after the 1969 performances of Dave Tucker and the all-junior team from Lincoln High of Dallas. Despite a year's advanced warning, fans still regarded the new bests by both as shockers.

Tucker, a junior from San Joaquin Memorial in Fresno, Calif., wrapped up T&FN's Prep Athlete of the Year honors with a nifty 52'6 1/2" triple jump --which bettered the old mark by over 10 inches and made him the only prep ever to jump beyond 52-feet. That might have sufficed to annex the top athlete honor for the 6'1", 182-lb. jumping-jack but he iced the cake at the national AAU meet with a fourth-place leap of 51'1". And, remember, he still has his senior year left.

Lincoln's 40.7 in 1969 (another national mark of course) was the only prep time ever under 41.0. But the unit's 40.2 borders on the incredible. However, it shouldn't be that surprising--especially when you recall that the team of John Delley, Rufus Shaw and the Pouncy twins Gene and Joe has run together for three years, that Gene led the nation's prep 100-yard men in 1970 with 9.4 and won the Texas state title and that Joe took the Texas state 220 and had a best of 21.2. As if that 40.2 wasn't enough. Bennie Medlock stepped in for Delley and this foursome rocketed to a 3:12.2 mile relay--third-fastest ever among preps--the same afternoon.

Two of the nation's most outstanding preps paced Los Altos High to the California state title with record-smashing efforts. Chris Adams spun the prep discus 201'3" to add three-inches to his own national best (George Amundson's 211'4" of 1969 was found to have landed on a sloping field). Talented Rick Brown locked up T&FN's Prep Runner of the Year honors with, among other things, a 47.8-1:50.6 440-880 double at the California state meet --the first ever achieved in that meet. He capped a sterling day off with a 46.5 anchor leg on his 3:15.6 mile relay team. And that double victory came within 65 minutes. Such superior double efforts became Brown's trademark during the season; probably his finest a 24-minute effort of 1:50.7-47.1.

The two remaining national records both came in the summer. Alvin Jackson turned in what was rated as the outstanding prep performance of the season with a 16-lb. hammer toss of 180'0"--a prep record by 6'1", a sophomore class record, an international age-15 mark and well ahead of the junior class and global age-16 bests. Plus Jackson also produced age-15 and soph class bests with the international discus of 142'0". Not bad throwing for the black 6'2", 200-lber. from Classical High in Providence, RI. Distanceman Pat Mandra (Morton East, Cicero, Ill) claimed the final mark as he toured 3000-meters in 8:33.0 while visiting West Germany.

Probably the most spectacular record of all, though, will never get into the books because of a technicality. Jesse Stuart (Glasgow, Ky) upped the indoor shot record by over four-feet to 71'11" but turned 19 and ineligible in March. Reduced to exhibition appearances, he still popped a sensational 73'11 1/2" in April--a hefty 1'8 1/2" over the prep record.

Up and down the line in 1970, there was excitement in all events but the distances from the 880 to two-mile produced a good deal of the fireworks. Easterners Tony Colon (Power, NYC) and Joe Savage (Catholic, Roselle, NJ) flashed numerous times and each finished the year a national leader, Colon

with his 4:06.0 mile and Savage with a 1:50.2 half-mile. Another versatile easterner was Bob Wheeler (Dulaney, Lutherville-Timonium, Md) who clocked 1:50.6 and 4:06.6--after a record 1:10.7 600 indoors. Kevin Reabe (Waterford-Kettering, Drayton Plains, Mich) took Savage's measure at the Golden West, however, for a 1:50.6 victory, while Colon had to come up with his 4:06.0 to top surprising Kurt Mench (Castle, Kanehoe, Hawaii) by three-tenths.

Pacing the two-milers was Mike Keogh (Essex Catholic, Newark, NJ) who copped the Golden West with a brilliant 8:54.0. His heir-apparent for 1971 should be David Merrick (Lincoln-Way, New Lenox, Ill) who clocked 8:56.6 (plus a 4:10.9). Quickest Californian was Ron Johnson (West, Torrance) who took the state title with a swift 8:55.6. The longer distances saw numerous age and class marks fall--often by freshmen and sophomores. Sops Mike Butynes (Sterling, Somerdale, NJ) and Mike Gilleran (Seaholm, Birmingham, Mich) claimed class marks--Butynes a 14:20.0 three-mile and Gilleran a 15:15.2 5000-meters. Darrell Hatfield (Rancho Alamitos, Garden Grove, Calif) turned in frosh marks of 32:28.6 for six-miles, 33:38.6 for 10,000-meters and 10 miles, 1440 yards for an hour, while 14-year-old frosh John Weston (Edison, Fountain Valley, Calif) claimed age marks for 5000-meters (16:50.0), 10,000-meters (35:24.0) and age and class marks for the steeplechase (10:16.2). Edward Camacho (Meller Jr, Pico Rivera, Calif) is the new age-14 one-hour claimant (10m, 797y). Just as impressive was 14-year-old frosh Craig Virgin (Lebanon, Ill) with his 19-second reduction of the two-mile mark to 9:32.0.

In addition to the Pouncys, Florida's Ray Robinson (Lakeland) was a sprint stand-out with four 9.5s and two 21.1s before windy Golden West wins of 9.2 and 20.7. A great triple threat was Darwin Bond (Dobyns-Bennett, Kingsport, Tenn) who scooted 9.5 and nation-leading marks of 21.1 and 46.9. Tops among hurdlers was Fred Singleton (Mt Vernon, NY) who won every-thing in sight, topped by windy GWI triumphs of 13.4 and 18.3t. Randy Light-foot (Plainview, Tex) bears watching in 1971 off his 13.5 of 1970, the year's fastest and just a tenth off the national mark. Other barrier barons were Milt Turner (Castlemont, Oakland, Calif) at 13.7 and 18.3 and Gary West (Permian, Odessa, Tex) with 13.6, 18.7st and 37.2. Kevin Bligh (Herrickss, New Hyde Park, NY) topped the long hurdles with 37.1 and 53.9 while the soph 330 barrier mark fell to the 38.3 of Allen Misher (Lincoln, Houston).

Field events also clamored for recognition--and rightfully so. Jerry Culp (Oceanside, Calif) cleared seven-feet three times in the high jump and twice topped 7 1/4". Class bests went to soph Dennis DeLoach (Irvin, El Paso, Tex) at 6'10" and Raymond Guice (McLoughlin Jr, Pasco, Wash) at 6'6". In all, 41 jumpers cleared 6'8" during the year. Multi-talented Gene White (Bristol, Pa) exerted himself impressively in three events and produced quality marks of 25'0" (25'4 1/4"w), 6'9" and 49'1 1/2" (50' 1/2"w). In the triple jump, Tucker won't be able to rest easy with his main rival of 1970 returning. Randy Williams (Edison, Fresno) traveled 50'11 3/4" last year plus 25'0" in the long jump.

Another explosive duel shapes up in the javelin between Craig Stiles (Malta, Mont) and Richard George (Millard, Fillmore, Utah). Stiles finally annexed the junior class record last season with 244'10" while George reached 241'1". In the hammer, Alvin Jackson's home of Providence, RI, produced another record setter in Anthony Strackaluse (Deaf School) who collected the frosh best with a 182'4" heave.

So, like last year, there was plenty of warning in 1970 that 1971 could produce some truly fantastic prep performances. And no telling what other surprises are in store from athletes you may not have even heard of in 1970.

1970 High School

compiled by Jack Shepard

100 YARDS

- 9.4 Gene Pouncy (Lincoln, Dallas, Tex)
- 9.5 *Ronald Barther (Butler, Jacksonville, Fla)
- 9.5 M.L. Best (Falfurrias, Tex)
- 9.5 Robert Bolden (Hamlin, Tex)
- 9.5 Darwin Bond (Dobyns-Bennett, Kingsport, Tenn)
- 9.5 *Sam Burns (El Cerrito, Calif)
- 9.5 *Larry Kirk (Domergue, Compton, Calif)
- 9.5 Glen Love (Sumner, St Louis, Mo)
- 9.5 Kent Merritt (Lane, Charlottesville, Va)
- 9.5 Harold Porter (East Jefferson, Metairie, La)
- 9.5n Joe Pouncy (Lincoln, Dallas, Tex)
- 9.5 Ray Robinson (Lakeland, Fla)
- 9.5 *Mike Sands (Sheepshead, Brooklyn, NY)
- 9.5n *Joe Sincere (Washington, New Orleans, La)
- 9.5 Amos Sumpter (South Dade, Homestead, Fla)
- 9.5 *Harold Williams (Newtown, Elmhurst, NJ)

Wind-aided:

- 9.2 Ray Robinson (Lakeland, Fla)
- 9.3h James Carter (East, Wichita, Kans)
- 9.3n Glen Love (Sumner, St Louis, Mo)
- 9.3 Harold Porter (East Jefferson, Metairie, La)
- 9.4s Levine Burgess (Eastern, Washington, DC)
- 9.4h *Marshall Dill (Northern, Detroit, Mich)
- 9.4 **J.T. Hollins (McKinney, Tex)
- 9.4n Ed Jones (Lincoln, Jersey City, NJ)
- 9.4h Lee Lewis (Kashmere, Houston, Tex)
- 9.4h *Wilson Morris (Wilson, Tacoma, Wash)
- 9.4n Ralph Ligons (Pittsburg, Calif)
- 9.4n Mark Lutz (Mayo, Rochester, Minn)
- 9.4 Kent Merritt (Lane, Charlottesville, Va)
- 9.4n Robert Salsberry (Ruston, La)
- 9.4 Bill Warner (DeLaSalle, Kansas City, Mo)

Incomplete wind info:

- 9.5 Harry Blake (Summerville, S Car)

- 9.5 Baron Hill (Seymour, Ind)
- 9.5 Clayton Montgomery (Edison, Stockton, Calif)
- 9.5 Don Taylor (Edison, Stockton, Calif)
- 9.5 *Michael Whatley (Washington, Montgomery, Ala)

220 YARDS (Straight)

- 20.9 Eddie Echols (Meridian, Miss)
- 20.9 Harold Porter (East Jefferson, Metairie, La)
- 20.9 Rod Rhodes (Benton Harbor, Mich)
- 21.1 Billy Hicks (Morningside, Inglewood, Calif)
- 21.1 Ed Jones (Lincoln, Jersey City, NJ)
- Wind-aided:
- 20.4 Harold Porter (East Jefferson, Metairie, La)
- 20.5n *Martin Boquet (Terrebone, Houma, La)
- 20.6 Mark Lutz (Mayo, Rochester, Minn)
- 20.6n Jerry Savoie (South LaFourche, Galliano, La)
- 20.6 Jackie White (Santa Ana, Calif)
- 20.7n *Steve Elkins (Loara, Anaheim, Calif)
- 20.8n *Don Lemon (St Augustine, New Orleans, La)
- 20.8 *Joe Sincere (Washington, New Orleans, La)
- 20.9 Bill Barrett (Madison Township, Old Bridge, NJ)

Incomplete wind info:

- 21.0 Myron McGill (Grenshaw, Los Angeles, Calif)
- 21.0 David Thomas (Hamilton, Los Angeles, Calif)

220 YARDS (Turn)

- 21.0 Darwin Bond (Dobyns-Bennett, Kingsport, Tenn)
- 21.1 Joel Garren (Manatee, Bradenton, Fla)
- 21.2 Larry McClelland (Denison, Tex)
- 21.2 Joe Pouncy (Lincoln, Dallas, Tex)
- 21.2 Ray Robinson (Lakeland, Fla)
- 21.3 Mike Holt (Lee, Midland, Tex)
- 21.3 Ed Jones (Lincoln, Jersey City, NJ)
- 21.3 Don Lebow (North, Riverside, Calif)
- 21.3 Larry Manuel (Hogan, Vallejo, Calif)
- 21.4 *Frank Berry (Crenshaw, Los Angeles, Calif)
- 21.4h *Vasco Bradley (Leto, Tampa, Fla)
- 21.4 Pat Gullett (Mann, Gary, Ind)
- 21.4n **J.T. Hollins (McKinney, Tex)

- 21.4 Mark Lutz (Mayo, Rochester, Minn)
- 21.4n Greg Martin (Attucks, Indianapolis, Ind)
- 21.4n Don McGraw (South Oak Cliff, Dallas, Tex)
- 21.4 Tom Scavuzzo (Mullen, Fort Logan, Colo)

Wind-aided:

- 20.6 *Marshall Dill (Northern, Detroit, Mich)
- 20.7n Mark Lutz (Mayo, Rochester, Minn)
- 20.7 Ray Robinson (Lakeland, Fla)
- 20.9n Ed Jones (Lincoln, Jersey City, NJ)
- 21.0 *Stan Bracy (Colorado City, Tex)
- 21.0n Glen Love (Sumner, St Louis, Mo)
- 21.0 Joe Pouncy (Lincoln, Dallas, Tex)
- 21.1n Tom Scavuzzo (Mullen, Fort Logan, Colo)
- 21.2n *Vasco Bradley (Leto, Tampa, Fla)
- 21.2n Levine Burgess (Eastern, Washington, DC)
- 21.2 Ron Moss (Anacostia, Washington, DC)
- 21.2 James Pinckney (Raines, Jacksonville, Fla)
- 21.2h *Greg Williams (Central, Miami, Fla)
- 21.3 Leman Childress (Hoover, Fresno, Calif)
- 21.3 Elmer Lippert (Sandusky, Ohio)
- 21.3n *Wilson Morris (Wilson, Tacoma, Wash)
- 21.3n Don Ward (Bullard, Fresno, Calif)

Incomplete wind info:


- 21.1 Steve Mersch (Menomonie, Wisc)
- 21.1 Charles Robinson (Great Bend, Kans)
- 21.3 Oliver (Great Bend, Kans)
- 21.3 Randy Olson (Rocky Ford, Colo)
- 21.4 Jerry Leftwich (Linden, Columbus, Ohio)
- 21.4 Glen Love (Sumner, St Louis, Mo)

440 YARDS

- 46.9 Darwin Bond (Dobyns-Bennett, Kingsport, Tenn)
- 47.1 Joe Aldridge (Hillcrest, Dallas, Tex)
- 47.1 Rick Brown (Los Altos, Calif)
- 47.1n Milton Mitchell (Lincoln, San Diego, Calif)
- 47.3 *Earl Richardson (Dunbar, Dayton, Ohio)
- 47.4n Bernard Duke (Paschal, Fort Worth, Tex)
- 47.7 Joel Garren (Manatee, Bradenton, Fla)
- 47.7 Billy Hicks (Morningside, Inglewood, Calif)
- 47.7 Robert Owens (Northside, Little Rock, Ark)



Prominent among prep dashmen is Glen Love with bests of 9.5 (9.3w) and 21.0w. The Golden West 100 runner-up hails from Sumner High, St. Louis, Mo. /Chadez/



Fred Singleton proved to be prepdom's leading hurdler in 1970, winning the GWJ with 13.4w and 18.3tw. He also had a legal 13.8. /Don Chadez/



Midwesterner Bob Obee paced prep javelinists during 1970 with a throw of 247'1". Obee did his long throwing for Wyandotte High in Kansas City, Kansas.



Fifth-highest prep vaulter was Terry Porter of Azle, Tex. His 15'6 1/2" was bettered by only one other vaulter from the Lone Star State. /Don Chadez/

- 47.7 *Jim Redd (Hamilton, Elmsford, NY)
- 47.8n Jim Andrew (Los Altos, Calif)
- 47.8n Keith Davis (Lincoln, Jersey City, NJ)
- 47.8 Lee Williams (Poly, Fort Worth, Tex)
- 47.9 Mike Darnell (Columbus, Ga)
- 47.9 *Joe DeDora (Santa Rosa, Calif)
- 47.9 Steve DeJarnatt (Long, Longview, Wash)
- 47.9n *Jerry Jackson (Terrell, Fort Worth, Tex)
- 47.9 Fred Merrill (East, Shawnee Mission, Kans)
- 48.0 Chuck Curtis (Clinton, Iowa)
- 48.0 *Johnny Lee (South Dade, Homestead, Fla)
- 48.0 Eddie Sutton (Jackson, Miami, Fla)
- 48.0n Ron Taylor (Scott, Toledo, Ohio)

880 YARDS

- 1:50.2 Joe Savage (Catholic, Roselle, NJ)
- 1:50.6 Rick Brown (Los Altos, Calif)
- 1:50.6 Kevin Reabe (Watfdr-Kttrng, Drayton Plns, Mi)
- 1:50.6 Bob Wheeler (Dulaney, Luth-Timonium, Md)
- 1:52.2 James Baxter (Los Angeles, Calif)
- 1:52.2n Nathan Burks (Castlemont, Oakland, Calif)
- 1:52.2 Bob Franek (Whittier, Calif)
- 1:52.2 *Horace Grant (Jones, Houston, Tex)
- 1:52.2n Ken Schappert (Bishop Dubois, NYC, NY)
- 1:52.2n Mickey Senior (Montclair, Pomona, Calif)
- 1:52.3 Randy Veltkamp (Timothy Christ, Elmhurst, Ill)
- 1:52.3 John Feltner (Russellville, Ark)
- 1:52.4n *Steve Cotzirilos (Oak Park, Ill)
- 1:52.4 *Bob Marman (Sewanhaka, Floral Park, NY)
- 1:52.5 Bill Goldapp (Memorial, Houston, Tex)
- 1:52.5n *Perrell Keeling (Morningside, Inglewood, Calif)
- 1:52.7n** Larry Davis (Los Altos, Calif)
- 1:53.0 Geoff Henderson (Washington, San Francisco)
- 1:53.0 Ronnie Jenkins (Dickinson, Tex)

MILE

- 4:06.0 Tony Colon (Power Memorial, NYC, NY)
- 4:06.3n Kurt Mench (Castle, Kaneohe, Ha)
- 4:06.6n Bob Wheeler (Dulaney, Lthvll-Timonium, Md)
- 4:07.1 Andy Rubert (Proviso West, Hillside, Ill)
- 4:09.2n *Brent Tubb (Cleveland, Reseda, Calif)
- 4:09.5n *Mike Durkin (Holy Cross, River Grove, Ill)
- 4:09.6n Jimmy Wilkens (Roxboro, Charleston, S Car)
- 4:09.7 Bobby Brooks (Northeast, St Petersburg, Fla)
- 4:10.0 Les Nagy (McKinley, Niles, Ohio)
- 4:10.1n Jim Euell (Free Academy, Norwich, Conn)
- 4:10.1 Mike Keogh (Essex Catholic, Newark, NJ)
- 4:10.2n Dick Babb (Homewood, Flossmoor, Ill)
- 4:10.5 Bill Beaty (Lancaster, Ohio)
- 4:10.9 *David Merrick (Lincoln-Way, New Lenox, Ill)
- 4:11.0 Rick Johnson (Leyden West, North Lake, Ill)
- 4:11.1 Mike Peterson (Mapleton, Denver, Colo)
- 4:11.1 Kevin Reabe (Watfdr-Kttrng, Drayton Pln, Mich)
- 4:11.2 Dan Cautley (Memorial, Madison, Wisc)
- 4:11.3 Joe Savage (Catholic, Roselle, NJ)
- 4:12.3 Bob Pelikan (Bishop Dubourg, St Louis, Mo)

TWO MILES

- 8:54.0 Mike Keogh (Essex Catholic, Newark, NJ)
- 8:55.6 Ron Johnson (West, Torrance, Calif)
- 8:56.6 *David Merrick (LincolnWay, New Lenox, Ill)
- 8:57.8n Doug Brown (Notre Dame, Harper Woods, Mich)
- 8:58.8n Jim Chaffin (Poly, Long Beach, Calif)
- 8:59.8n Dave White (El Modena, Orange, Calif)
- 9:01.0n *Ed Mendoza (Helix, La Mesa, Calif)
- 9:01.6 Les Nagy (McKinley, Niles, Ohio)
- 9:02.8 Eddie Granillo (East, Bakersfield, Calif)
- 9:03.0 Bill Beaty (Lancaster, Ohio)
- 9:03.0n Denis Fikes (Rice, NYC, NY)
- 9:03.2 Pat Mandra (Morton East, Cicero, Ill)
- 9:03.6n *Kasto Lopez (Sanger, Calif)
- 9:04.2n *Mark Dulaney (Palos Verdes, PV Estates, Calif)

- 9:05.2 Bob Pelikan (Bishop Dubourg, St Louis, Mo)
- 9:05.6 Randy James (Ferris, Spokane, Wash)
- 9:05.6n Brian MacPherson (Palos Verdes, PV Est, Calif)
- 9:06.4n *Larry Greer (Lakewood, Calif)
- 9:08.0 *Tom Hale (Campolindo, Moraga, Calif)
- 9:08.2 Mike Fertig (Whitman, Bethesda, Md)

THREE MILES

- 14:11.4 *Larry Greer (Lakewood, Calif)
- 14:13.4n Denis Fikes (Rice, NYC, NY)
- 14:18.0n Brian MacPherson (Palos Verdes, PV Est, Calif)
- 14:19.8 Dave White (El Modena, Orange, Calif)
- 14:20.0n **Mike Butyness (Sterling, Somerdale, NJ)
- 14:22.4n Dave Babiracki (Granada Hills, Calif)
- 14:22.8 Jim Benkhart (Kirkwood, Mo)
- 14:23.8n Les Nagy (McKinley, Niles, Ohio)
- 14:24.0 Jim Chaffin (Poly, Long Beach, Calif)
- 14:29.2n Bill Beaty (Lancaster, Ohio)

SIX MILES

- 30:54.0° *Larry Greer (Lakewood, Calif)
- 30:58.0 *Scott Eden (Freeman, Richmond, Va)
- 31:27.4n **Ed Grace (Aviation, Redondo Beach, Calif)
- 31:38.6 Mark O'Brien (Leon, Tallahassee, Fla)
- 31:59.0n *Chic Perkins (Hawthorne, Calif)
- 32:05.0n Craig Streichman (South, Torrance, Calif)
- 32:06.4 **Bill Glad (Bellevue, Wash)
- 32:23.6 Alex Smith (Forest Hills, NY)
- 32:35.0n° Gary Johnson (North, Torrance, Calif)
- 32:37.4n Phil Bonfiglio (Kennedy, Bellmore, NY)

10,000 METER RUN

- 31:53.0 *Larry Greer (Lakewood, Calif)
- 32:55.0n *Chic Perkins (Hawthorne, Calif)
- 33:07.0n Craig Streichman (South, Torrance, Calif)
- 33:36.0n Gary Johnson (North, Torrance, Calif)
- 33:38.6 ***Darrell Hatfield (Ranchos Almts, G Grv, Calif)

MARATHON

- 2:31:55n Craig Streichman (South, Torrance, Calif)
- 2:34:50n *Mike Baer (South, Torrance, Calif)
- 2:34:58n Ed Goodfriend (Torrance, Calif)
- 2:35:35n *George Khouri (St Bernard, Pl d Rey, Calif)
- 2:37:26n Jose Cortez (Sequoia, Redwood City, Calif)
- 2:37:51n Wayne Akiyama (Westminster, Calif)
- 2:37:51n Scott Daggatt (Bellevue, Wash)
- 2:38:06n *Mark Kushner (Burbank, Calif)
- 2:38:18n *Chris Hoffman (St Brnrd, Playa del Rey, Calif)
- 2:38:39n Justin Gubbins (Bellport, Brookhaven, NY)

3000 METER STEEPLECHASE

- 9:41.4n Jeff Huber (La Habra, Calif)
- 9:46.4n *Mickey Collins (Easton, Pa)

120 YARD HURDLES (39")

- 13.5 *Randy Lightfoot (Plainview, Tex)
- 13.6 Gary West (Permian, Odessa, Tex)
- 13.7 Milt Turner (Castlemont, Oakland, Calif)
- 13.8 Carl Brown (Van Vleck, Tex)
- 13.8 Henry Cummings (Blake, Tampa, Fla)
- 13.8 Eric Elkins (Jesuit, Dallas, Tex)
- 13.8 *Al Hall (Morningside, Inglewood, Calif)
- 13.8 *McKinley Mosley (Bakersfield, Calif)
- 13.8n Nathaniel Porter (Southeast, Bradenton, Fla)
- 13.8 Fred Singleton (Mt Vernon, NY)
- 13.9 Bobby Coffman (Lamar, Houston, Tex)
- 13.9 *Scottie Jones (Elmore, Houston, Tex)
- 13.9 Genard Medley (Central, Little Rock, Ark)
- 13.9 James Robinson (Camden, NJ)
- 13.9 Gregg Vandaveer (Shawnee, Okla)
- 14.0 *Don Brown (Abilene, Tex)
- 14.0 Steve DeMedicis (Crossland, Camp Springs, Md)

- 14.0h Dwight Hall (Northwestern, Miami, Fla)
- 14.0n Roger Hall (Ashland, Ore)
- 14.0 Bruce Leek (Roosevelt, Gary, Ind)
- 14.0 *Eddie Scott (West, Salt Lake City, Utah)
- 14.0 David West (Melrose, Memphis, Tenn)

Wind-aided:

- 13.4 Fred Singleton (Mt Vernon, NY)
- 13.5 *Scottie Jones (Elmore, Houston, Tex)
- 13.6n James Robinson (Camden, NJ)
- 13.6 Carl Swierc (Falls City, Tex)
- 13.6n Milt Turner (Castlemont, Oakland, Calif)
- 13.7h *Al Hall (Morningside, Inglewood, Calif)
- 13.7 Steve Rose (Niles North, Skokie, Ill)
- 13.8 Bobby Coffman (Lamar, Houston, Tex)
- 13.8n Del Hanson (Maine West, Des Plaines, Ill)
- 13.9 *Dale Miller (Liberal, Kans)
- 13.9 Mel Reeves (Northern, Pontiac, Mich)

Incomplete wind info:

- 14.0 Tim Diewald (Oberlin, Ohio)
- 14.0 Steve Harris (Central, Lawrence, Ind)
- 14.0 Ben Malone (Santa Cruz Valley, Eloy, Ariz)
- 14.0 Jeff Parks (Roosevelt, Dayton, Ohio)

180 YARD LOW HURDLES (Straight)

- 18.3 Milt Turner (Castlemont, Oakland, Calif)
- 18.4 Fred Singleton (Mt Vernon, NY)
- 18.6 Genard Medley (Central, Little Rock, Ark)
- 18.7h Jim Davis (Santa Ana, Calif)
- 18.7 Kent Merritt (Lane, Charlottesville, Va)
- 18.7 Bruce Leek (Roosevelt, Gary, Ind)
- 18.7 *McKinley Mosley (Bakersfield, Calif)
- 18.7 Gary West (Permian, Odessa, Tex)
- 18.7 Jared Butler (Pittsburg, Calif)
- 18.8h *Derral Davis (Tucson, Ariz)
- 18.8 Keith Denson (Valley, Santa Ana, Calif)
- 18.8 Donnell Gray (Edison, Stockton, NY)
- 18.8 *Al Hall (Morningside, Inglewood, Calif)
- 18.8 James McAlister (Blair, Pasadena, Calif)
- 18.9 Ed Givens (Roosevelt, Gary, Ind)
- 18.9 *Tinker Hatfield Jr (Central Linn, Halsey, Ore)
- 18.9n *Dave Herman (Shaker, Latham, NY)
- 18.9 Julian Lucas (Gunn, Palo Alto, Calif)
- 18.9 Mel Reeves (Northern, Pontiac, Mich)
- 18.9 Steve Smith (Oakmont, Roseville, Calif)

Wind-aided:

- 18.6 *John Alexander (Hoover, Fresno, Calif)
- 18.6 Keith Denson (Valley, Santa Ana, Calif)
- 18.7 Jared Butler (Pittsburg, Calif)
- 18.8h Mike Shaw (North, Wichita, Kans)

Questionable timing:

- 18.4 Doug Odell (Eagle Rock, Los Angeles, Calif)

Incomplete wind info:

- 18.8 James (Lawton, Okla)
- 18.9 Jim Wissing (Nicolet, Glendale, Wisc)

180 YARD LOW HURDLES (Turn)

- 19.1 Bruce Leek (Roosevelt, Gary, Ind)
- 19.2 Steve DeMedicis (Crossland, Camp Springs, Md)
- 19.2 *Kirk Dennis (Wendell, Idaho)
- 19.2 *Tinker Hatfield Jr (Central Linn, Halsey, Ore)

Wind-aided:

- 18.3 Fred Singleton (Mt Vernon, NY)
- 18.4n Milt Turner (Castlemont, Oakland, Calif)
- 18.6 Bruce Leek (Roosevelt, Gary, Ind)
- 18.8n Jared Butler (Pittsburg, Calif)
- 19.1n Steve DeMedicis (Crossland, Camp Springs, Md)

330 YARD INTERMEDIATE HURDLES

- 37.1 Kevin Bligh (Herricks, New Hyde Park, NY)
- 37.2 Bobby Coffman (Lamar, Houston, Tex)
- 37.2n Gary West (Permian, Odessa, Tex)
- 37.4n Mike Allen (Granite City, Ill)

- 37.4 Wavie Reed (Charleston, Mo)
- 37.5 Carl Swierc (Falls City, Tex)
- 37.7n *Jimmy Gailey (Clear Creek, League City, Tex)
- 37.9 Ed Eberhart (Sundown, Tex)
- 37.9 Skip Moon (South Park, Beaumont, Tex)
- 38.0n John Washington (South Garland, Garland, Tex)
- 38.1n Mike Corbett (Lewis, Queens, NY)
- 38.1n Steve DeMedicis (Crossland, Camp Springs, Md)
- 38.1n *Randy Lightfoot (Plainview, Tex)

440 YARD INTERMEDIATE HURDLES

- 53.9n Kevin Bligh (Herrick, New Hyde Park, NY)
- 56.0n Dan Caram (Midwest City, Okla)
- 56.4 Tom Coccia (Seton Hall, South Orange, NJ)

HIGH JUMP

- 7'4" Jerry Culp (Oceanside, Calif)
- 6'10" Johnny Blakney (Southwest, Fort Worth, Tex)
- 6'10" Gayln Sweet (Octavia, Colfax, Ill)
- 6'10" **Dennis DeLoach (Irvin, El Paso, Tex)
- 6'10" *Randy Fulkerson (Santa Fe, Santa Fe Spgs, Calif)
- 6'10" *Gary Kafer (Gatesville, Tex)
- 6'10" Ray Lisby (Las Vegas, Nev)
- 6'9" *Joel Braggs (Lincoln, Tacoma, Wash)
- 6'9" Bill Hancock (Glasford, Ill)
- 6'9" Waldon Curry (Tex)
- 6'9" *Kerry Elders (Fresno, Calif)
- 6'9" Mike Fleer (McNary, North Salem, Ore)
- 6'9" Dean Owens (Valley, El Cajon, Calif)
- 6'9"dec Barry Schur (Palo Verde, Tucson, Ariz)
- 6'9" *Randy Smith (McPherson, Kans)
- 6'9" Gene White (Bristol, Pa)
- 6'8" Dennis Adama (Newaygo, Mich)
- 6'8" Fred Cason (Central, Kansas City, Mo)
- 6'8" *Kevin Smith (La Salle Academy, Providence, RI)
- 6'8" Eugene Stoner (Kimball, Dallas, Tex)

5th year student:

- 6'10" Tom Roushey (Milford Ac, Milford, Conn)

POLE VAULT

- 15'10" Larry Jessee (Miamisburg, Ohio)
- 15'9" Bill Curnow (Lee, Midland, Tex)
- 15'6" Gordon Crail (Greenwood, Ind)
- 15'6" Jim Kleiger (Regis, Denver, Colo)
- 15'6" Terry Porter (Azle, Tex)
- 15'6" Dixon Boughman (Kokomo, Ind)
- 15'4" Jeff Linta (Malabar, Mansfield, Ohio)
- 15'3" *Bill Miller (Twin Falls, Idaho)
- 15'2" Mark Cooper (Wheat Ridge, Colo)
- 15'1" Wayne Hicks (Lee, Montgomery, Ala)
- 15'1" Jim Singley (Wheat Ridge, Colo)
- 15'1" John Balsiger (Klamath Falls, Ore)
- 15" Jim Dowhower (South Eugene, Ore)
- 15" *Mike McElveen (Westchester, Houston, Tex)
- 15" Mark Mondschein (Haverford, Havertown, Pa)
- 15" Justin Brunet (St Joseph, Chauvin, La)
- 15" Doug Fallin (Philomath, Ore)
- 15" *Tinker Hatfield (Central Linn, Halsey, Ore)
- 15" Bruce Horman (Kirkwood, Mo)
- 15" *Bill Lauer (North Platte, Nebr)
- 15" Jim Lee (Austin, Minn)
- 15" *Dennis Morrison (Permian, Odessa, Tex)

LONG JUMP

- 25'7" James McAlister (Blair, Pasadena, Calif)
- 25'2" Rudy Falana (Largo, Fla)
- 25'0" *Greg Flippen (Riverhead, NY)
- 25'0" Gene White (Bristol, Pa)
- 25'0" *Randy Williams (Edison, Fresno, Calif)
- 24'10" Lynn Swann (Serra, San Mateo, Calif)
- 24'9" Tony Williamson (Washington, Atlanta, Ga)
- 24'8" Steve Thompson (East Bakersfield, Calif)

440 YARD RELAY

- 40.2 Lincoln, Dallas, Tex
- 40.7n Anderson, Austin, Tex
- 41.0n Smiley, Houston, Tex
- 41.2 Castlemont, Oakland, Calif
- 41.2 El Cerrito, Calif
- 41.2n North Dallas, Dallas, Tex
- 41.3 Estacado, Lubbock, Tex
- 41.4 Palo Duro, Amarillo, Tex
- 41.4n Permian, Odessa, Tex
- 41.4h Santa Ana, Calif
- 41.5 Berkeley, Calif
- 41.5n Edison, Stockton, Calif
- 41.5 Lincoln, Port Arthur, Tex
- 41.5 Pittsburg, Calif
- 41.6 Compton, Calif
- 41.6 Kashmere, Houston, Tex
- 41.6n Ray, Corpus Christi, Tex

880 YARD RELAY

- 1:26.9 Bogalusa, La
- 1:27.5 Anderson, Austin, Tex
- 1:27.5 Boys, Brooklyn, NY

- 24'5" **J.T. Hollins (McKinney, Tex)
- 24" Lewis Wright (Bakersfield, Calif)
- 24'3" *David Poudrell (Highland, Albuquerque, NM)
- 24'2" *Gerald Singletary (Garfield, Seattle, Wash)
- 24'2" *James LaGrand (Robinson, Tampa, Fla)
- 24'2" Charles Stidham (Crozier Tech, Dallas, Tex)
- 24'1" Robert Bolden (Hamlin, Tex)
- 24'1" Bernie Bowers (Highland, Albuquerque, NM)
- 24'1" Johnny Hernandez (Huntington Park, Calif)
- 24'1" *Tony Brown (Poly, Long Beach, Calif)
- 24" *Tony Krzyzosiak (Garden Grove, Calif)
- 24'0" Dag Birkeland (Iowa-Grant, Livingston, Wisc)
- 24'0" Herb Rice (Forest Park, Baltimore, Md)

Wind-aided:

- 25'4" Gene White (Bristol, Pa)
- 24'7" **J.T. Hollins (McKinney, Tex)

Incomplete wind info:

- 24'3" *Willie Harrell (Edison, Stockton, Calif)
- 24'0" Ralph Drew (Serra, Gardena, Calif)
- 24'0" Jesse Harris (East Bank, W Va)

TRIPLE JUMP

- 52'6" *Dave Tucker (San Joaquin Memorial, Fresno, Cal)
- 50'11" *Randy Williams (Edison, Fresno, Calif)
- 49'9" *Craig Conway (Cupertino, Calif)
- 49'6" Ernie Lopez (Central, Fresno, Calif)
- 49'4" Gerald Gaines (Western Branch, Chesapeake, Va)
- 49'1" Gene White (Bristol, Pa)
- 49'0" *Ken McBryde (Mt Vernon, NY)
- 48'7" Tom Gilliams (Uniondale, NY)
- 48'2" Gerald Lytle (Whitman, South Huntington, NY)
- 48'2" *Amos Jones (Opelousas, La)
- 48'2" Jerry Wooden (Sandy Springs, Atlanta, Ga)
- 48'1" Ted Rush (Public, Hartford, Conn)
- 47'10" *Fred Miller (Leigh, San Jose, Calif)
- 47'9" Ulysses Walker (New Castle, Pa)
- 47'8" Don Bailey (Manual, Denver, Colo)
- 47'8" Alan Nash (West Chester, Pa)
- 47'7" Charles Knight (Edison, Fresno, Calif)

Wind-aided:

- 50'1" Gene White (Bristol, Pa)

Incomplete wind info:

- 47'9" Andy Bilmanis (High Point, Beltsville, Md)

SHOT PUT (12 lb)

- 73'11" Jesse Stuart (Glasgow, Ky) (70'9" as student)
- 66" Steve Adams (St Joseph, Montvale, NJ)
- 65'8" Bill Withrow (Pasadena, Calif)
- 65'6" Millard Neely (Brackneridge, San Antonio, Tex)
- 64'11" Billy Joe Winchester (Mt Miguel, Spg Vall, Calif)
- 64'6" *Rudy Guevera (Essex Catholic, Newark, NJ)
- 64'2" Tom Stock (West, Belleville, Ill)
- 63'6" Robert Brady (St Joseph, Montvale, NJ)
- 63'5" Steve Meyer (Jesusit, New Orleans, La)
- 63'3" Roger Freberg (San Marino, Calif)
- 63'1" Ken Addy (Lee, Baton Rouge, La)
- 62'9" Chris Adams (Los Altos, Calif)
- 62'8" Dave Schiller (Millikan, Long Beach, Calif)
- 62'6" Ken Monroe (Pocatello, Idaho)
- 62'5" Gale Munger (Fradonia, Kans)
- 62'5" Butch Schmidt (Wahtonka, The Dalles, Ore)
- 62'3" Joe Zelezniak (Mt Pleasant, Schenectady, NY)
- 62'2" Carl Devorce (Colorado City, Tex)
- 62'1" Steve Smylie (Forest Park, Beaumont, Tex)
- 61'11" Kent Pagel (Fullerton, Calif)

SHOT PUT (16 lb)

- 60'10" Jesse Stuart (Glasgow, Ky)

DISCUS THROW (3 lb, 9 oz)

- 201'3" Chris Adams (Los Altos, Calif)
- 195'8" Billy Joe Winchester (Mt Miguel, Sp Vall, Calif)

- 192'0" Jim Parker (Richardson, Tex)
- 187'3" Ty Higgins (Lower Moreland, Huntgdn Val, Pa)
- 186'9" Bill Thomas (Tidehaven, El Maton, Tex)
- 186'8" Paul Andrews (Central, Champaign, Ill)
- 186'7" Mark Scheehle (Arcadia, Phoenix, Ariz)
- 186'3" *Dick Heard (Douglas, Winston, Ore)
- 184'7" Jeff Hammons (Douglas, Portland, Ore)
- 184'3" Charles Anderson (Porterville, Calif)
- 184'1" Scott Covey (Homestead, Cupertino, Calif)
- 183'11" Steve Rice (Forest Park, Beaumont, Tex)
- 183'6" Tim Brown (Belton, Tex)
- 181'10" Ken Addy (Lee, Baton Rouge, La)
- 181'9" Steve Adams (St Joseph, Montvale, NJ)
- 180'10" Mark Kellar (Crown, Carpentersville, Ill)
- 179'10" Mark Chalmers (Austin, Tex)
- 179'4" John Levanti (Central, Champaign, Ill)
- 179'1" Jesse Ennis (Jenkins, Savannah, Ga)
- 179'0" Stan Kurka (Lindbergh, St Louis, Mo)
- 179'0" Jim Howard (Arcadia, Phoenix, Ariz)
- 179'0" Dan Panetta (Tulare, Calif)

DISCUS THROW (4 lb, 6.4 oz)

- 169'0" Chris Adams (Los Altos, Calif)
- 164'9" Jim Parker (Richardson, Tex)
- 155'11" Steve Rice (Forest Park, Beaumont, Tex)

HAMMER THROW (12 lb)

- 208'10" *Alvin Jackson (Classical, Providence, RI)
- 199'10" Pat Scanlon (Barrington, RI)
- 189'0" Ken Zuckerman (Hope, Providence, RI)
- 187'0" *Len Rao (LaSalle Academy, Providence, RI)
- 186'7" Tom Ajootian (Classical, Providence, RI)
- 186'6" Tom O'Donnell (Classical, Providence, RI)
- 184'7" *Dan Morrison (LaSalle Academy, Provid, RI)
- 182'4" *Anthony Strackaluse (RI Deaf, Providence, RI)
- 179'9" Peter Brinkerhoff (Loomis, Windsor, Conn)
- 178'0" James Berrien (Choate, Wallingford, Conn)

HAMMER THROW (16 lb)

- 180'0" *Alvin Jackson (Classical, Providence, RI)
- 152'10" Dov Djerassi (Madison, Brooklyn, NY)

JAVELIN THROW

- 247'1" Bob Obee (Wyandotte, Kansas City, Kans)
- 244'10" *Craig Stiles (Malta, Mont)
- 241'1" *Richard George (Millard, Fillmore, Utah)
- 238'8" Jack Hall (Pulaski, New Britain, Conn)
- 231'2" Dave Melville (Enterprise, Ore)
- 228'5" Rick Davis (Central Linn, Halsey, Ore)
- 226'1" *Don Cliver (Central Linn, Halsey, Ore)
- 226'0" Gary Quitsland (Bainbridge, Bainbridge Is, Wash)
- 226'0" Jim Williams (Bishop Miege, Shawn-Miss, Kans)
- 225'8" Donald Fisher (Cedar Grove, NJ)
- 223'9" Greg Hunicutt (Roseburg, Ore)
- 223'7" Sam Strickland (Putnam, Millwaukie, Ore)
- 222'7" *Steve Maryanski (Thurston, Springfield, Ore)
- 222'4" John Clark (Titusville, Pa)
- 221'9" Dennis Durham (Marshall, Portland, Ore)
- 221'8" Steve Hopkins (Grant, Portland, Ore)
- 221'2" *Rod Ewaliko (Gervais, Ore)
- 219'11" Ken Richard (Breaux Bridge, La)
- 218'6" Ed O'Neil (Warren, Pa)
- 217'6" Ken LaBlanc (Derby, Kans)

DECATHLON

- 6656 Kenny Kring (Santa Maria, Calif)
- 6431 Barry Schur (Palo Verde, Tucson, Ariz)
- 6137 Mark Mondschein (Haverford, Havertown, Pa)
- 5822 Mike Sparger (Bishop McDevitt, Wyncote, Pa)
- 5821 *Brian Mondschein (Haverford, Havertown, Pa)
- 5655 Mike Melichar (Tempe, Ariz)
- 5617 *Jim Wood (Pleasant-Hill, Calif)

SPRINT MEDLEY RELAY

- 3:27.5h Del Norte, Albuquerque, NM
- 3:29.6h Highland, Albuquerque, NM
- 3:29.9 Bishop Dubois, NYC, NY
- 3:30.0n Fordham Prep, Bronx, NY
- 3:30.2 El Cerrito, Calif
- 3:30.2 Indianola, Iowa
- 3:30.7 Rock Island, Ill

DISTANCE MEDLEY RELAY

- 10:12.0 El Modena, Orange, Calif
- 10:13.4 Power Memorial, NYC, NY
- 10:14.0 Poly, Long Beach, Calif
- 10:14.2n Catholic, Roselle, NJ
- 10:17.4n Bishop Dubois, NYC, NY
- 10:18.2n Rice, NYC, NY
- 10:18.6 McKinley, Niles, Ohio

HIGH HURDLE RELAY

- 59.9 Cupertino, Calif
- 60.2 St Josephs, Metuchen, NJ
- 60.4 Castlemont, Oakland, Calif
- 60.8 Dulaney, Luth-Timonium, Md

- 1:27.5 Compton, Calif
- 1:27.5h Highland, Albuquerque, NM
- 1:27.5 Scotlandville, Baton Rouge, La
- 1:27.6 Anacostia, Washington, DC
- 1:27.6 El Cerrito, Calif
- 1:27.6 Evanston, Ill
- 1:27.6 Kashmere, Houston, Tex
- 1:27.6n McKinley, Baton Rouge, La
- 1:27.6 Midland, Tex
- 1:27.6 Sumner, St Louis, Mo
- 1:27.6n Terrebonne, Houma, La

ONE MILE RELAY

- 3:12.2 Lincoln, Dallas, Tex
- 3:14.7n Anderson, Austin, Tex
- 3:15.3 Jones, Houston, Tex
- 3:15.4 Lincoln, Jersey City, NJ
- 3:15.6 Los Altos, Calif
- 3:15.7n Poly, Fort Worth, Tex
- 3:16.0n Mount Vernon, NY
- 3:16.2 Washington, Tulsa, Okla
- 3:16.4n Hillcrest, Dallas, Tex
- 3:16.4 Morningside, Inglewood, Cal
- 3:16.5 Boys, Brooklyn, NY

- 3:16.6n Poly, Long Beach, Calif
- 3:16.8nh Tech, Oakland, Calif
- 3:16.8 Wissahickon, Ambler, Pa
- 3:16.9n Dominguez, Compton, Calif

TWO MILE RELAY

- 7:44.2 Penn Hills, Pittsburgh, Pa
- 7:46.4n North Allegheny, Pittsburgh, Pa
- 7:47.8 Clinton, Iowa
- 7:49.0 Dulaney, Luth-Timonium, Md
- 7:49.2 Catholic, Roselle, NJ
- 7:49.8 Fordham Prep, Bronx, NY
- 7:50.0n Power Memorial, NYC, NY
- 7:50.2n Tennent, Warminster, Pa
- 7:50.4n Catholic, Paramus, NJ

FOUR MILE RELAY

- 17:42.6 Mira Costa, Manhattan Beach, Cal
- 17:45.6 Power Memorial, NYC, NY
- 17:46.2n Helix, La Mesa, Calif
- 17:46.8 Clairemont, San Diego, Calif
- 17:48.6 Shaker Heights, Ohio
- 17:55.8 Proviso West, Hillside, Ill
- 17:58.2n San Marino, Calif

When the gun is up...
are you ready?



TOP STOPWATCH BUYS
from Track & Field News

HANHART SPLIT 30

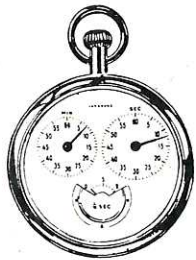
*Our Number One
Recommendation*



This is the watch we have supplied to more than 1100 satisfied users. It's big, it's rugged, it's accurate. And you can't beat the price anywhere. You can pay a lot more but will have a hard time being more satisfied. The world's most popular split. 7 jewels. 1/10 sec. 30 sec. face. Protective carrying case.

HANHART SPLIT 30
(Reg. Retail Price: up to \$81)
Special T&FN Price.....\$43.75
School Price\$39.95

HANHART SWING SPLIT 30
with lanyard
(Reg. Retail Price: up to \$84)
Special T&FN Price.....\$45.95
School Price\$41.95



THREE CIRCLE

Unique three dials make this watch very easy to read. Separate dials for minutes, seconds, tenths. Reading more exact as tenth hand always stops accurately on the stroke of the scale. 7 jewels. Large.

(Regular retail price \$39.00)
Special T&FN Price.....\$29.75

EASY READER



At last, no more mistakes. The security of a 60 second face (eliminating the "30 second" and "10 second" errors in reading). Plus the ease and accuracy of a special tenth-second dial with divisions five times larger than on a 30 second face.

With neck lanyard and protective case.

EASY READER
(Reg. retail price \$30.00)
Special T&FN Price \$22.75

ECONOMY SPECIAL



Multi-purpose track and all sports timer at the lowest price anywhere. Time out feature for football, etc. Sturdy jewel movement. Double back. 1/10th. 30 sec.

(Reg. retail price \$15.00)
Special T&FN Price.....\$9.95

315 MORE TO CHOOSE FROM—ALL AT PRICES REDUCED
ONE-THIRD OR MORE!
TRACK & FIELD NEWS Box 296, Los Altos, Calif. 94022.

REEBOK Sport Shoes and **Khummel**

PLUS OTHER WORLD FAMOUS BRANDS

Write—Phone—Visit Sizes 1½ — 15

Magnolia Sports serving trackmen from
10634 Magnolia Blvd. this location for two decades
Hollywood, Ca. 91601 (213) 769-3126



Get a FREE High School Annual with a New Subscription to **TRACK NEWSLETTER**

TRACK NEWSLETTER gives you the most complete track results available anywhere. And you get them every week during the track season. Results from big meets are reported in full detail. And details are given on every individual mark that makes the 50 deep list, whether it be in a small college, high school, or bigger meet. The Newsletter supplements Track & Field News in two ways: 1. More results and summaries than are possible in T&FN. 2. Weekly results. Mimeographed to be rushed on its way before the next weekend rolls around. 24 issues, sent by the fastest available mail, for just \$6 per year. Claim your FREE H.S. Annual when ordering.

TRACK & FIELD NEWS • BOX 296 • LOS ALTOS • CALIFORNIA 94022

OLYMPIA SPORTS SCHOOLS

America's only year-round sports training camp
Decathlon school * Track school * Cross Country School *
Track Coaches clinic * Track publications

Write for free brochure: **OLYMPIA SPORT VILLAGE**
Box 33, Lake O'Brien Upton, Wisconsin 54565

RON CLARKE and DEREK CLAYTON on DISTANCE TRAINING

FRIEDEL SCHIRMER on DECATHLON TRAINING,
WEST GERMAN STYLE

WILF PAISH on TEACHING THE DISCUS THROW

* * * *

These are just three of the must-read articles in the latest issue of **TRACK TECHNIQUE** (No. 42, December, 1970). Others are on relay racing, fiberglass vaulting, selection of sprint-gifted children, physiological aspects of competition for women, etc. Order your copy now—just \$1.00.

One-year subscription, \$3.00 (4 issues); 4 years, \$10.00

TRACK TECHNIQUE Box 296 Los Altos, Calif. 94022

adidas

IN STOCK Add 1.50 post. & handling
Mich. residents add 4%

TRACK SHOES

551 Titan (new)	21.95
500 Azteca Gold (new)	20.95
501 Tokyo	20.95
503 Meteor	17.95
505 Comet	12.45
2190 Avanti	9.45
506 Interval	17.95
702 Left foot catapault shoe	13.95
703 Right foot catapault shoe	13.95
706 Javelin boot	24.95
708 Shot n Discus	16.95
710 Marathon	18.95

TRAINING SHOES

301 Olympiade	17.95
302 Italia	16.95
321 Gazelle—Blue	17.95
322 Mexicana—Gold	17.95
303 Rome	13.95
304 Vienna (new style)	10.45
3295 Gym, white/black	8.95

TRAINING SUITS 35.95

BAGS

890 Blue shoulder bag	4.95
0106 White shoulder bag	4.95
898	11.95

TRAINING SUITS: 100% Helanca nylon—2-way stretch. Navy, Royal, Lt. Blue, Dk. Green, Maroon, Black, Red. Zippered leg with stirrup—side pockets—sewn in creases—tailored pants—full collar or zip to turtle. Give size, ht., wt., jacket size. All sizes in stock: XS—S—M—L—XL. 1-5, \$27.95; 6 or more, \$25.95 prepaid anywhere in cont. USA.

Call Us For All Your Track Needs

BLACKBURN Sporting Goods Inc.

3334 Mich. Ave., Detroit, Mich. 48216 Phone: 1-313-826-3097

Track & Field News

CYO NATIONAL

Newcomer Meriwether Blitzes Class 60 Field

College Park, Md., Jan. 8 (by Jim Dunaway)--Lee Evans, Tom Von Ruden, Barry Brown, John Mason, Willie Davenport and Delano Meriwether scored major victories in the first major meet of the 1971 American indoor season, the CYO National Invitational.

That's right. Del Meriwether, the 27-year-old Baltimore M.D. who first started running last spring, as detailed by Bob Hersh on page 11 of the October T&FN. Competing in his first bigtime meet and his first indoor meet, he defeated a field which included merely Ivory Crockett, Charlie Greene, Ben Vaughan, Don Quarrie--four of 1970's top sprinters--plus Mel Pender, who tied the world best of 5.9 for the indoor 60 in winning his heat.

Meriwether, after running 6.1 to make the final behind Quarrie's 6.1, finished a scant foot ahead of Kent Merritt of Virginia and Pender as all three ran 6.0. Behind them were Crockett, Quarrie and Wilber Smith of American U., approximately in that order. The close finish was announced as: Meriwether 6.0; Pender 6.0; Crockett 6.1; Quarrie, 6.1; and Merritt, 6.2--but Meriwether did win and Merritt was probably second and surely no worse than third. Greene and Vaughan didn't make the final.

Meriwether's start is atrocious. He stands up and then starts to run. In the middle of his heat, leading, he slowed visibly and only ran hard again after Quarrie passed him. Yet he outran 'em: Crockett, Quarrie and Pender in the final, plus Vaughan in his preliminary. Lee Evans said, "I watched Meriwether closely. His start is poor, and his arm action is all wrong. But he has fantastic speed. I think if I had the opportunity to coach him no one in the world could beat him in the 100."

Perhaps Meriwether's greatest feat of the evening was upstaging Evans' world record in the 500. Evans had told meet director Bob Comstock he was ready to run "in the 56s". When told the track was identical to the San Diego oval where he had run his 54.5 world record, he said, "Well, maybe I can run in the 55s." Lining up against a field of Bill Barrow, Thad Fletcher and Ed Bowie, none of whom figured to give him any trouble, the Olympic 400-meter champ shot out of the blocks. He made up the stagger on Fletcher in the first 30 yards of the straightaway, hit the 220 in 22.8 and the 440 in 47.0. He tied up slightly over the final yards, but still broke the tape in 54.4, .1 under his own world record. Martin McGrady, watching in the stands, started making drastic revisions in his training schedule. Evans said, "I think I might take Martin at 500- or 600-yards on this track."

Von Ruden turned in the second fastest-ever 880 on a board track with 1:48.5 for a come-from-behind win over Mark Winzenried (1:48.9). And, only John Woodruff's famous 1:47.7 on an oversized dirt track and Jim Ryun's 1:48.3 on dirt are faster among Americans.

The two-mile was a two-man race between steeplechasers Barry Brown of the NYAC and Kerry Pearce of El Paso, who swapped the lead back and forth through a 4:15.8 mile and 6:28.6 mile-and-a-half. Brown had a little more at the end and pulled away over the last lap to win comfortably in 8:33.0, equal 12th on the all-time performances list. Pearce, who heads that list equally with 8:27.2, ran in a brand new pair of shoes, having lost his equipment in an airline mixup. His 8:34.6 was no disgrace. Marty Liquori, third most of the way but far back, gained ground with a final quarter of about 57-seconds and posted a lifetime best of 8:35.8 in third.

In the mile, John Mason broke up a close race with a long kick over the final four laps to win by 15 yards in 4:01.9 from Chris Mason, second in 4:03.7. The winner's quarters were run in 62.2, 63.5, 59.0 and 57.2.

Willie Davenport knocked over all five hurdles in his heat with his trail leg and hit four barriers in the final, but still edged El Paso's Paul Gibson as both ran 7.0. Larry Shipp, a junior from nearby St. Albans high school, showed an explosive start and took fourth over the 42-inch barriers in 7.2, equaling Milt Campbell's 17-year-old (and previously untouched) high school record and setting a new class mark.

Other highlights: 500, 2. Barrow (Georgetown) 56.4; 3. Fletcher (Spts Intl) 57.8; 4. Bowie (Md) 58.4. 600, Pete Schuder (Spts Intl) 1:10.2; 2. Audrey Hardy (Tenn) 1:10.5. Mile, 3. Chuck LaBenz (P Coast) 4:04.7; 4. Juris Luzins (Quantic) 4:06.2. 2Mile, 4. Ron Stonitsch (CW Post) 8:46.2. HJ, Ron Jourdan (Fla) 7'0". PV, Scott Hurley (Fla) 16'1". SP, Jack Hanley (Md) 57'7 1/2". MileR, I-1. Sports International 3:16.0 (John Collins 50.1, Fletcher 48.9, Schuder 48.5, Mark Young 48.5). II-1. Adelphi 3:16.3; 2. Villanova 3:16.7. 2MileR, I-1. Pennsylvania 7:38.8. II-1. Pacific Coast Club 7:30.0 (Sam Bair 1:53.4, Mason 1:54.6, LaBenz 1:52.9, Von Ruden 1:49.0); 2. Manhattan 7:31.8. III-1. Florida 7:33.2; 2. Tennessee 7:35.4.

IDAHO STATE

Quarrie Gets Record 9.3, Whitney Zips 55.5

Pocatello, Idaho, Jan. 16 (from Don Wilkinson)--Big-time indoor track came to Idaho in a big-time way, as name athletes inaugurated Idaho State's brand new six-lane, 220-yard board Minidome track. It was the first of a series of scheduled invitationals, and no less than 8500 persons from 38,000 populated Pocatello showed up.

Donald Quarrie, ineligible at Southern Cal from Jamaica, took advantage of the unique 120-yard long straightaway to post a record 9.3 100-yard dash clocking, winning from local countrymate Carl Lawson and Stanford's Canadian Chuck Francis, at 9.5 and 9.6, respectively.

Ron Whitney burned the boards as well, picking up the 500-yard win with the third best performer time ever of 55.5. BYU freshman Saimone Tamani established a Fijian national record of 55.8 in second. He rates as equal 10th best-ever.

Speed was ever-present, as Southern Cal's Edesel Garrison swept to a 47.5 quarter-mile win and Lawson doubled back with a 30.4 300 triumph.

Other highlights: 1000, Duncan MacDonald (Stanford) 2:10.5. 70HH, Rick Tipton (Stanford) 8.2; 2. Dan Redfearn (BYU) 8.3. HJ, Larry Hollins



Sweeping off the final turn in the CYO 880, Tom Von Ruden (l) is about to overhaul Mark Winzenried. Von Ruden collected an American record 1:48.5 victory, four-tenths up on Winzenried. /Walley Brown/

(Sn Cal) 7'0"; 2. Aaro Alarotu (BYU) 7'0". LJ, Henry Hines (Sn Cal) 24'11". TJ, Hines 50'1/4". PV, Dave Roberts (Rice) 16'1/4". SP, Rolf Engels (BYU) 59'5 1/2".

SUNKIST

Matson Pushed to Record Equaling 67'10"

Los Angeles, Calif., Jan. 16 (by Bert Nelson)--Randy Matson was pushed to a record equaling put, aging veteran George Young picked up where he left off two seasons ago, and young veteran Bob Seagren was the Seagren of old as the bright new indoor season continued to glow, this time at the Sunkist Invitational before 11,234 fans.

Admittedly ready for his best indoor season, Matson expected to put about 66-and-a-half, some six-inches below his all-time best with an indoor implement. He hit 66'10 1/4" on his opener and was pleased. But the pleasure was momentary. Al Feuerbach, whose life-time best was 65'0" until he went 65'6 3/4" on his first put, unloaded one on his second.

The crowd roared, the measurement was announced as 67'8 1/2", just an inch-and-a-half short of Neal Steinhauer's world indoor best, and Matson was in the hole. Pressing, Randy fouled his second. Feuerbach, ex-Emporia State, kept the pressure on with 67'3/4". Now, with his adrenalin flowing full throttle, Randy pumped one well past the last, 66-foot line. But it was only 67'7 3/4" and he was still in second place.

Matson, who now had to precede his opponent, opened the final three throws with 66'9". The unawed Feuerbach got another big one, and again it

Barry Brown (l) carves out the pace in the two-mile at the CYO Invitational and he went on to post a personal-best 8:33.0 victory from (l-r) Kerry Pearce (2nd, 8:34.6), Marty Liquori (3rd, 8:35.8) and John Lawson (5th, 8:56.6). Liquori, better known for his mile exploits, also turned in a career-best clocking. /John Goegel/





(Above) Big Al Feuerbach provided such stiff competition at the Sunkist, Randy Matson had to match the world indoor shot best of 67'10" to top Al's 67'8½"—which he hit twice. /Don Chadez/ (Right above) Formwise, Dr. Del Meriwether (l) has some things to learn but speedwise he's right on. Here at the CYO, neophyte Meriwether ran 6.0 to top veterans (l-r) Don Quarrie, Ivory Crockett and Mel Pender (who matched the 5.9 world best in a heat). /John Goegel/ (Right below) At the Sunkist, however, Jean-Louis Ravelomanantsoa (l) edged Meriwether, 6.1 for both. Pender (Army) ran third, Willie Deckard fourth. /Chadez/

measured 67'8½". Down to two puts, Matson put it all together and reached 67'10". Feuerbach fouled, the now-ahead Matson closed with 65'9¼", and the challenger again fouled, this time past 68-feet.

Feuerbach moved to the Los Angeles area after his summer international tour and was over 67-feet in practice. "I'm concentrating on the shot," he admitted. "I'm going to live on my savings and see what I can do." Told his new opponent might beat him next week, Randy allowed "he just might". Then, with a grin, Matson added, "I said he might. I didn't say he would."

Young retired from track after the 1969 indoor season, unbeaten and owning the three-mile indoor record and sharing the undercover two-mile standard with Kerry Pearce. He didn't run much until last fall and put on 17-lbs., to 162-lbs. But the urge to run and to race hadn't retired. So, the 33-year-old school teacher began serious training in the early fall, in the 6890-foot altitude of Flagstaff, Arizona, where he is doing graduate studies.

If you didn't know, you would never guess George had been away. Facing the likes of Pearce, who opened up his season with 8:34.6, Frank Shorter, Arne Kvalheim and Gerry Lindgren, Young bided his time. Always in position, but never in the give-and-take of the lead, George steadily moved up and went ahead with just over a quarter-mile to go. At the gun, he went into his distinctive, sitting-down kick and it was all over. He scooted through the tape in 8:42.2, helped by a final fourth in 60-seconds, and happily looked forward to more competition.

Kvalheim, advised by coach Bill Dellinger to dog Young, did just that, but couldn't stay with the famous Young finish and was two seconds in arrears. Shorter was third in 8:45.8 and said, "I need about two weeks of fast quarters."

A long-time star at 24, Seagren had a bad-for-him year in 1970. But there was nothing wrong tonight. After passing 15'6", the Olympic king sailed over 16'0", 16'6", 17'1¼", and 17'5¼" without a failure. Seventeen-eight was out of reach but the pleased Seagren figured it wouldn't be for long.

Olympic veterans fared well elsewhere. Willie Davenport hurdled a quick early season 7.1. Reynaldo Brown cleared 7'1½", pushed by John Dombroth's indoor best of 7'0". And Lee Evans won the 500 handily, but was disappointed in his slow 57.9. "I just couldn't find the rhythm", said Lee, who had been hoping to better his new 54.4 record.

Pacific Coast Club milers had planned to share the pace setting chores in an attempt to get under the still somewhat magical four-minute mark indoors (only nine have turned the trick). But Sam Bair didn't follow the script and never took the lead until the last foot of the race. His sub-56 final quarter just did catch Tom Von Ruden, both clocking 4:01.0, and just held off charging Chuck LaBenz, 4:01.1. What his teammates told Bair is best left unsaid.

Juris Luzins, now a second lieutenant in the Marines and able to train properly again, looked ready for a complete return to his great form of 1969 when he was America's number one half-miler. He won the 1000 in


2:09.0, easily, as another comebacking veteran, Wade Bell, finished a distant third in 2:14.6 and indicated he has a ways to go to return to the 1968 form that made him a pre-Olympic favorite.

The sprint saw the vanquishing of Mel Pender and Ben Vaughan and the confirmation of instant-sensation Del Meriwether. The good doctor, racing again in swim trunks held up by thin suspenders, started slowly, then gobbled up the boards with the long strides of his string-bean legs. He caught all but little Jean-Louis Ravelomanantsoa, the Malagasy Republic Olympian now attending Westmont College. It was 6.1 for both with Pender third in 6.2 and Vaughan fifth in 6.3.

Other highlights: 500, 2. Wes Williams (S Diego TC) 58.4. 1000, 2. Kenth Andersson (Intl U/Swe) 2:11.2; 4. Mathyas Michael (Pacific TC) 2:15.1. Mile, 4. John Lawson (P Coast) 4:10.7; 5. Jim Crawford (unat) 4:15.0. 2Mile, 4. Pearce 8:45.8. 60HH, 2. Lance Babb (Cal TC) 7.2. HJ, 3. Barry Shepard (P Coast) 6'10"; 4. Dick Fosbury (Staters) 6'6". PV, 2. Dick Railsback (Strid) 17'1¼"; 3. tie, John Pennel (Strid), Sam Caruthers (Seamens), Kjell Isaksson (Swe) 16'6". LJ, Stan Royster (Athens) 25'2"; 2. Stan Whitley (Cal TC) 24'6¾"; 3. Marion Anderson (S Jose St) 24'4¾". SP, 3. Ed Kohler (Strid) 57'3". □



Eastern Michigan's Eugene Thomas recently collected three indoor bests in one race: 20.8 220 and 29.6 300 enroute to a 32.8 300-meters. /Don Wilkinson/



A 47.1 outdoor 440 man, Louis Vicanic has run 47.9 indoors—on a 160-yard track. As a collegian, he was a member of Houston's indoor best distance medley relay.

Judging by early season performances, the US seems likely to enjoy one of the finest undercover campaigns ever in 1971. Both the quality and quantity of top marks are exceptional.

Grambling's Jack Phillips stayed swift at the short sprints, turning a 5.1 in the Senior Bowl 50-yard event just four days after his record-equaling 5.9 for 60. Not reported in last month's story of the Northeast Boosters was Louis Vicenik's 47.9 440, one of the swiftest ever on an 11-lap track and rather impressive for a 47.1 outdoor performer.

Eugene Thomas has been burning up Eastern Michigan's flat 220-yard synthetic oval. On Dec. 16, his 33.7 clocking for 300-meters eclipsed the world standard, but he stepped inside the track's boundaries. On Jan. 8, he tried again, this time setting world standards. Enroute to his 32.8 clocking for the metric 300 he recorded incredible splits of 20.8 for 220-yards and 29.6 for 300-yards. Jamaican teammate Ian Hall ran 21.1, 29.9 and 33.1.

Saskatoon's incredibly tight oval (136.8-yards) slowed down track performers, but field eventers enjoyed good early season success. Bob Seagren began his comeback with 16'8" in the vault, while Kenneth Lundmark handled Rey Brown in the high jump, both topping 7'0".

Other top marks are from various sites: Jim Johnson's 8:46.6 two-mile from Seattle, Fred DeBernardi's 63'1" shot put from El Paso, and Barry Brown's 13:37.2 three-mile off a flat floor in New York's Met AAU.

This report lists all indoor marks reported to T&FN by Jan. 15. Resident non-citizens are noted by a ' after their name, while visitors have a ". n=non-winning times. Track categories: a=less than 150-yards, banked or unbanked; c=150- to 180-yards, banked; d=180- to 220-yards unbanked. The season's first full report will appear in the II February T&FN.

50-yards: 5.1, Jack Phillips (Grambling). 5.2, Horace Levy' (Nebr), Gerald Tinker (Memphis St). 5.3, Doug Brown (Fla St), Ivory Crockett (Sn Ill), nTom Scavuzzo (Kans), nDennis Schultz (Okla St), nDean Williams (Kans St).

60-yards: 5.9, Mel Pender (US Army), Jack Phillips (Grambling). 6.0, nIvory Crockett (Sn Ill), Willie McGee (Alcorn A&M), Del Meriwether (Balt OC), Wayne Hardy (Sen La), nDavid McGough (Ark St), Jerry Sims (Alcorn A&M). 6.1, Larry Brown (Ark AM&N), nRichard DeSoto (LSU), nRobert Dudley (Quantico), nBruce Hamlin (Sn St), nAaron Harris (Ark AM&N), nRonald Martin (P View A&M), nRobert Mitchell (Houston TC), nKent Merritt (Va), Donald Quarrie' (unat), Wilbur Smith (Amer U), nMark Spangenburg (LSU), Danny Thiel (Sen La), nColeman Thomas (Dall Bapt).

300-yards: 29.6, dEugene Thomas (En Mich). 29.9, ndJim Grant' (En Mich). 30.9, ndMark Bender (En Mich).

440-yards: 47.9, cLouis Vicenik (Houston TC). 48.8, ncAlvin Dotson (P View A&M), ncFanahan McSweeney' (McNeese St). 49.0, dMark Kartman (Wisc).

500-yards: 54.4, cLee Evans (unat). 56.4, ncBill Barrow (Georgetown). 57.5, dDave Walker' (Cent Wash St). 57.8, ncThad Fletcher (Spts Intl). 58.4, ncEd Bowie (Md). 58.9, dCraig Nixon' (VOC). 59.0, ndEarle Carroll (Whitworth).

600-yards: 1:10.2, cPete Schuder (Spts Intl). 1:10.5, ncAudry Hardy (Tenn). 1:10.7, ncRick Wohlthut (N Dame).

880-yards: 1:48.5, cTom Von Ruden (P Coast). 1:48.9, ncMark Winzenried (Wisc). 1:51.8, nc Andy O'Reilly (NYAC). 1:52.0, ncEamonn O'Keefe' (Fla).

1000-yards: 2:10.6, dWayne Seiler (En Mich).

Mile: 4:01.9, cJohn Mason (P Coast). 4:03.7, ncChris Mason' (Vill). 4:04.7, ncChuck LaBenz (P Coast). 4:06.2, ncJuris Luzins (Quantico). 4:05.2, cJohn Parker (Fla TC). 4:06.7, ncBob Wheeler (Duke). 4:07.0, cKerry Pearce' (El Paso).

Two-miles: 8:33.0, cBarry Brown (NYAC). 8:34.6, ncKerry Pearce' (El Paso). 8:35.8, ncMarty Liquori (Vill). 8:46.2, ncRon Stonitsch (CW Post). 8:46.6, djim Johnson (Wash). 8:53.6, cLeonard Hilton (Houston TC), ndGeorge Wisniewski (United AA). 8:56.2, Phil Ritson (Cornell). 8:56.4, ncEric Sigmont' (Houston). 8:56.6, ncJohn Lawson (P Coast). 8:57.0, ncKeith Colburn (Spts Intl). 8:58.2, cArt Coolidge (Boston AA), nc John Hartnett' (Vill). 8:58.4, dGlenn Herold (Wisc). 8:58.6, dDavid Merrick (Ill HS). 8:59.2, naRex Maddaford' (En NM). 8:59.6, ndDon Vandrey (Wisc).

Three-miles: 13:37.2, dBarry Brown (NYAC).

50-yard High: 5.8, Marcus Walker (Colo). 5.9, Thomas Hill (Ark St U). 6.0, nPaul Gibson (El Paso). 6.1, nJim Bolding (Okla St). 6.2, Mike Bates (Kans), Steve Richards (Auburn), Charlie Thompson (Livingston), nGeorge Trotter (Sn Ill), Rockie Woods (Tex A&M). 6.3, nGary Gressett (Nebr), nNorm Johnston (unat).

60-yard High: 6.9, Thomas Hill (Ark St U). 7.0, Willie Davenport (Tex Strid), nPaul Gibson (El Paso). 7.1, nLarry Cheatham (Howard), Fuller Cherry (Ark AM&N). 7.2, nJeff Green (Okla), Wayne Kennard (Navy), nLarry McBryde (TCU), Kenny Mann (NEn La St), nLarry Shipp (DC HS), nSpencer Thomas (McNeese St), nWayne Vondenstein (LSU).

High Jump: 7'1 1/4", Pat Matzdorf (Wisc). 7' 1/4", Mike Bernard (Sn Ill). 7'0", Reynaldo Brown (Cal TC), Ron Jourdan (Fla TC), Ken Lundmark' (BYU). 6'11 1/4", Mike Bowers (AATC). 6'10 1/4", Jackie Causey (SwN La). 6'10", Tim Heikkila (Minn), Barry Schur (Kans), Barry Shepard (P Coast), Tony Wilson (Tenn).

Pole Vault: 16'8", Bob Seagren (Strid). 16'6", Scott Hurley (Fla). 16'4", Dave Bussabarger (Colo). 16'1", Sam Caruthers (Seamans), Bruce Simpson' (Canada). 16' 3/4", Don Albritton (NE Mo St). 16'0", Barney Hess (Ark St U), Dave Roberts (Rice).

Long Jump: 25'1", Norm Tate (NYPC). 24'11 3/4", Tom Chilton (Knoxville TC). 24'10", Greg Johnson (Wisc).

Triple Jump: 51' 1/2", Patrick Onyango' (Wisc).

Shot Put: 63'1", Fred DeBernardi (El Paso). 61'11", Vince Monari



Talk about togetherness. These three Pacific Coast Club teammates were together from the start of the Sunkist mile right down to the wire. Little Sam Bair (c) outleaned Tom Von Ruden (r), both clocking 4:01.0, with Chuck LaBenz (l) hot on their heels in third at 4:01.1. /Don Chadez/

(El Paso). 60'7", Brian Oldfield (UCTC). 60'4", Jesse Stuart (Ky). 59'4 1/2", Karl Salb (Kans). 58'2 1/4", James Bloom (Navy). 57'7 1/2", Jack Hanley (Md).

35-lb. Weight: 64'6 1/2", Al Hall (unat). 61'10", Ed Nosal (Harv). 61'6 1/2", Tom Miller (unat). 60'9 1/2", Al Paliwoda (Conn). 60' 3/4", Tommy Sirouis (NEN). 59'8", Frank Bredice (Sn Conn), Bill Diehl (Army). 59'1", Ron Furcht (Columbia). 58'3", Steve Furness (RI). 58'1", Craig Cyphers (Corn).

Mile Relay: 3:16.0, cSports International. 3:16.3, cAdelphi. 3:16.7, ncVillanova. 3:17.3, dcW Post.

Two-Mile Relay: 7:30.0, cPacific Coast. 7:31.8, ncManhattan. 7:33.2, cFlorida. 7:35.4, ncTennessee. 7:37.4, ncVillanova. 7:38.0, dcW Post. 7:38.8, cPennsylvania. 7:39.2, ncMaryland. 7:40.0, ncUnited AA.

World

While the majority of American and European athletes have shifted indoors, those on the other side of the equator have moved outdoors in earnest--with the mile producing many of the early highlights.

In South Africa, DeVilliers Lamprecht lowered his national record to 3:57.7. In December in Australia, Graham Crouch dipped under four minutes with 3:58.7 to beat countryman Chris Fisher and New Zealand's Kevin Ross, both 4:01.0. Ralph Doubell was described as a "distant last". Later at home, it was Ross' turn to star as he ran 4:00.9; Dick Quax was the far-back finisher this time. /Australian-New Zealand news from Jack Pennington and P. N. Heidenstrom/

Other top performances by Australians include a 7:50.2 3000-meters by miler Tony Benson, 8:36.0 by Tony Manning in his first steeple since winning the Commonwealth and a mighty (but, alas, wind-aided at 5.81 mph) 56'1 3/4" triple jump by Phil May.

Another outstanding South African performance was John Van Reenen's 65'0" shot put--an official continental record by over four feet.

Star of the Asian Games in Bangkok was Jimmy Crampton of Burma who surprised with a 1:47.0 800-meters.

Frank Shorter started 1971 in the same winning fashion he displayed in much of 1970 as he became the first American ever to win the famous Sao Sylvestre road the Houses run in Sao Paulo, Brazil. Shorter covered the roughly 5 1/4-mile route through the city streets on New Year's Eve in 24:27.4 to top Britain's Trevor Wright (24:40.2). Two days later, Frank won a special 10,000-meter track race in 29:31.4, 20.4-seconds ahead of Italy's Giuseppe Cindolo. And Frank copped an eight-kilometer road race a few days later, again beating Cindolo.

The top indoor mark from Europe is a 7'3" high jump by 20-year-old West German Lothar Doster, Jan. 9 in Heilbronn. This mark makes Doster equal second-highest indoor jumper all-time (with John Thomas and John Rambo); only Valery Brumel has jumped higher undercover.

High School

Larry Shipp (St Albans Prep, Washington, DC) grabbed the season's first prep record when he clocked 7.2 in fourth place behind Willie Davenport's 7.0 for the 60 highs at the CYO meet in College Park, Md (Jan. 8). The time equals Milt Campbell's 1953 record.

David Merrick (Lincoln-Way, New Lenox, Ill) clocked times of 4:12.6 and 8:58.6 in December while down in Alabama junior Anthony Carter (Murphy, Mobile) became only the second prep to ever jump over 24-feet indoors when he did 24 1/4" in his county championships. The same meet produced a quick 5.3 50 for William Powell (McGill, Institute, Mobile).

In the New York-New Jersey area, Rudy Guevara (Essex Catholic, Newark, NJ) has been over 63-feet in the shot in his first three meets with a 63' 8/8" best. Top running marks are 9:14.4 for junior Mike Butynes (Sterling, Somerdale, NJ) and 32.2 in the 300 for Harold Williams (Newtown, Elmhurst, NY).

Outdoors two marathoners have the limelight. At Madera (Calif), Jan. 2, 14-year-old frosh Hugh Miller (Jesuit, Sacramento, Calif) claimed age and class marks off his 2:43:04 while in the Mission Bay race (San Diego, Jan. 9) junior Ed Grace (Aviation, Redondo Beach, Calif) ran 2:33:26 to become the fifth-fastest prep ever. /by Jack Shepard/ □

TED GRAYES, Memphis, Tennessee:

My opinion of your format change is not good. It appears to be a change for the worse or with no improvement. Either way that is bad. You seem to be adopting the liberal's philosophy. According to Ted Grayes, the liberal "combines the mania for change with the total inability to reform".

BOB PENNELL, Portland, Oregon:

As a high school runner, I appreciate the increased number of interview and feature articles. Since statistics are, in many cases, misleading and impersonal--and rather outdated by the time I receive my issue--the new feature articles really add to T&FN. For me, reading about great runners offers encouragement and an incentive to continue winter training.

FRED FRENCH, London, Ontario, Canada:

Listen! Track & Field News office track nuts and field berries. Don't let some of your young-eyed readers lull you to slumber. Your magazine is hard to read. It needs larger type and to be blacker. After more than 20 years as a subscriber to your excellent but difficult to read News, I wonder why I make choice of another year of eye-strain.

JIM HANLEY, AAU athletes representative, Van Nuys, California:

Please start my subscription to T&FN. Bob Bowman's article in the December issue on race walking was excellent. We race walkers are glad to see T&FN expanding its coverage. This should help both T&FN and our Olympic program (through improved quality of our walkers because of more interest in our sport).

FRANK CARISSIMI, Detroit, Michigan:

Through the years I have been openly critical of your publication for being just too damn "Ma and Pawish", but with the new format of the last couple of issues you have shed this skin. T&FN is now much more objective in views and a heck of a lot more enjoyable to read now--especially with the special reports on the athletes themselves sprinkled throughout... Your idea of allowing 30-year-olds to compete in masters competition because at that age few succeed anyway really struck a blow to my ego as I prepare to reach this ripe old age in February. Please be a little kinder to us old guys--maybe one of us will surprise you and make the trip with the youngsters to Munich.

PAUL M. COX, Clarksville, Tennessee:

Your new format on glossy slick paper that is easier to read is wonderful, but to me your forthright unequivocal stand in favor of the athletes, as outlined in your December T&FN is the greatest. I have been a track official for many years, more than 20, and used to be a sprinter and jumper in high school. I have never been an administrative official, however, but serving on the firing line judging the athletes in the best and fairest way I know. Only in this way can I make it up to them for the inequities they have had to put up with, even sometimes injustices, merely at the whim of an administrative official. Your editorial is wonderful and agreeably surprising.

MEL WATMAN, editor, *Athletics Weekly*, London, England:

Let me add my congratulations to those already received for the new style publication. I like the layout, and there's a tremendous amount of good reading in each issue. As you know, I've always thought T&FN incomplete without a women's section, and I'm delighted to see a start in that direction.

DENNIS NAKAMURA, Lahaina, Hawaii:

I have a suggestion. You don't have too much on Hawaiian athletes. In fact, I haven't yet come across anything on Hawaiian meets.

ALVIN WILLIAMS, Cleveland, Ohio:

I wish you would give Ohio its share of credit in high school track and field because, next to California and Texas, Ohio is the best all-round producer of track talent in the country. Wish you would spotlight our stars.

B. KOEKKOEK, Apeldoorn, Holland:

I wish that you would set more results in meters as well as feet and inches.

RICHARD LEWIS, Waterville, Maine:

Keep up the unbelievable work with T&FN. You must have done a painstaking anatomy of a track fan's mind, because the fascination holds all the way.

DOUG BUTT, Sacramento, California:

I would like to thank you for the very fast delivery of my business order. This speedie action once again shows me what a fine organization you have.

PARKER HORSEY, Baltimore, Maryland:

Some suggestions: (1) make your pictures larger; (2) give more information on up and coming track greats; and (3) offer big action athlete pin-ups.

FREEMAN C. MARR, Memphis, Tennessee:

I just read that you have appointed Dr. Alphonse Juillard as editor of your seniors coverage. Please accept my enclosed check for a subscription.

CHRIS HAITIS, Howick, New Zealand:

The new format seems for the good. My own particular interest is distances and I am glad to see your increasing coverage on road running as this is where some of the most dramatic improvements in standards may be expected in the future.

DON NASH, former T&FN High School Editor, San Jose, California:

My views on the new T&FN format, which is great, are from two sides: As a track nut I would be just as happy if the format in the 50s was still used but as a fellow newsman whose main forte is supposed to be make-up I know and can see that you must appeal to the average fan.

PAUL KELLER, Knoxville, Tennessee:

From reading the Letters to the Editor, it appears to me as though there are more and more cranks, nuts, etc. in America. They come up with some ridiculous comments. When one deals with the public like you do, you really find those things out.

JOHN WENOS, Santa Ana, California:

I'm quite pleased with your "new look", and feel it may attract more "semi-fans" who may be somewhat turned-off by a heavy emphasis on statistics. For the stat nut like myself, there's always the Newsletter, and quite frankly I look forward eagerly to reading the "how and why" behind any outstanding marks I come across. □

Books from Tafnews

TAFNEWS PRESS — BOOK DIVISION
OF TRACK & FIELD NEWS — THE
WORLD'S NO. 1 PUBLISHER AND
DISTRIBUTOR OF TRACK BOOKS

GENERAL INTEREST

- Back Track.** Fine collection of articles spanning 35 years of track history by ace trackwriter Max Stiles. 80,000 words. \$1.00
- By-Line 69.** A selection of outstanding non-T&FN track writings for the year 1969. Articles by Dolson, Amdur, Daley, etc. \$1.50
- Championship Pictorial 70.** About 100 great pics taken at 1970 U.S. championship meets: AAU, NCAA, etc. 64pp. 8x10. \$2.00
- Great Moments in Track & Field: 1948-59.** Articles on Patton, Whitfield, Parry O'Brien, Zatopek, Bannister, et al from T&FN. \$2.00
- Metric Conversion Tables.** Feet to meters, vice versa. To 312'. \$2.95
- My Run Across the United States.** South African Don Shepherd's witty, gritty account of his 1964 transamerican run. 187pp. \$3.50
- There's a Human Being in That Sweat Suit,** Marvin Rothenstein. A 5000-mile a year non-competing runner tells why & how. \$2.00
- Four Million Footsteps** is Bruce Tulloh's perceptive chronicle of his jaunt across America (in 67 days) during 1969. Hardb'd. \$3.95
- The Lonely Breed.** Ron Clarke's very interesting book on 21 distancemen past & present: Nurmi, Lindgren, Bikila, etc. \$5.75
- Out in Front** is George Gretton's readable historical review of distance running and what makes the distance runner tick. \$4.95
- Problem Athletes and How to Handle Them,** Ogilvie & Tutko. Identifies basic types of problem athletes and outlines ways of helping them reach their athletic potential. Essential for coaches, etc. \$5.95

BIOGRAPHIES

- High Above the Olympians** is Bud Spencer's excellent biography of controversial coach Dink Templeton. Hard cover. \$5.75
- The Jim Ryan Story** is still the best-selling book in track history. Cordner Nelson wrote it, Rich Clarkson provided the photos. \$5.95
- Track & Field: The Great Ones.** Cordner Nelson tells of career high points of 13 of history's greatest trackmen. Plus 180 profiles on other stars of yesterday & today. Essential reading, reference. \$5.75
- The Unforgiving Minute** is Ron Clarke's superb autobiography. His philosophies of training and racing, his rivals, his life & times. \$5.75
- Kipchoge of Kenya.** New, highly readable and informative biography of Kip Keino by countryman Francis Noronha. Illus. \$2.50

RUNNING TRAINING

- Computerized Running Training Programs,** Gardner & Purdy. Computer-generated tables take the guesswork out of training. Geared to the specific level & ability of every runner. Must reading. \$3.50
- High School Runners & Their Training Programs.** Workout routines of over 100 recent prep stars: 440-6 miles. \$3.00
- How They Train,** Fred Wilt. Long-time popular work outlining the training patterns of top-flight runners, 880-marathon. \$2.00
- Long Slow Distance: The Humane Way to Train.** Joe Henderson's "LSD" theory--an alternative to training with pain. \$2.00
- Lydiard's Running Training Schedules.** 2nd edition (1970) of running schedules, 880-marathon, devised by Arthur Lydiard. \$1.50
- Road Racers & Their Training.** Training & competition plans and routines for about 60 current road runners, etc. \$2.50
- Run Run Run.** Fred Wilt's book has long been the "bible" of training for running: all training theories, pace, tactics, etc. \$3.50
- Track and Field Dynamics** is Tom Ecker's new book which gives a clear, easy-to-follow presentation of movement and dynamics in track & field. Much-needed by coaches, etc. Avail. 3/71. \$3.50

RECORDS AND STATISTICS

- Age Records! World, U.S. Bests for Ages 1 to 73.** To 1/71. \$1.00
- High School Track—1971.** (Formerly "H.S. Annual"). Full review of 1970 prep track, indoor & out. 1971 preview, profiles, etc. \$1.00
- Indoor Track.** 1970 U.S. & world lists, first all-time world list in 6 years, descriptions of indoor tracks, records, etc. \$1.50

Add 25¢ per book for postage & handling.

California residents add 5% sales tax.


Write for our free complete listing of track books.

TRACK & FIELD NEWS, Box 296, Los Altos, California 94022



Above: Timing judges determine official winning time on stop watch to nearest 1/10th of a second.

Below: Officials and spectators watch continuous readout of official time on the spectator scoreboard. The Data-Time/AS&I electronic timing system provides digital readout to 1/100th second.



the powerful excitement of instantaneous results

Big meet timing accuracy in a portable package! Data-Time/AS&I "System of Champions" times track and field events, swim meets, classroom activities. Elapsed and final times for 8 lanes are displayed on the console. Place picker provides order of finish for all 8 lanes to 1/10,000th second accuracy. Official elapsed and winning time is displayed instantaneously on the portable AS&I spectator scoreboard. Mail this coupon today . . .

- I'd like to see the "System of Champions" in electronic action
 Please send me your new brochure on the Data-Time/
 American Sign & Indicator "System of Champions"

Data-Time: 1930 N.W. Irving St., Portland, Ore. 97209


American Sign & Indicator: N. 2310 Fancher Way, Spokane, Wash. 99206

Name _____ Title _____

Institution _____ Phone _____

Address _____

City/State/Zip _____



DATA
TIME
AS&I



January 1971

TRACK & FIELD NEWS
P.O. BOX 296
LOS ALTOS, CALIFORNIA 94022 U.S.A.

Return Postage Guaranteed



Newspaper

A wonderful Couple

... for special use on synthetic tracks

warm-up shoe
adidas "SL 72"

A fabulous new training shoe with superlight blue nylon uppers. Every technical advantage has been incorporated into this model to relieve strain on the achilles tendon. Very attractively priced.



running spike
adidas "Titan"

An ultra-light special model for synthetic track made with first class kangaroo velour-uppers. The new strategic 6-spike placement is set in a grooved nylon sole and conforms to the exact conditions of synthetic tracks

Libco
78 Diamond Road
Springfield, N. J. 07081
(201) 379-1630
(Territory: Delaware, Connecticut, Maine, Maryland, Massachusetts, New Hampshire, New Jersey, New York, Pennsylvania, Rhode Island, Vermont).

Clossco, Inc.
365 Reed Street, P. O. Box 299
Santa Clara, Calif. 95050
(408) 246-8350
(Territory: Alaska, Arizona, California, Colorado, Idaho, Montana, Nevada, New Mexico, Oregon, Utah, Washington, Wyoming).

Van Dervoort's
1515 N. Grand River Ave.
P. O. Box 89
Lansing, Michigan 48901
(517) 485-9415
(Territory: Florida, Georgia, Illinois, Indiana, Iowa, Kentucky, Michigan, Minnesota, Missouri, Nebraska, North Carolina, North Dakota, Ohio, South Carolina, South Dakota, Tennessee, Virginia, West Virginia, Wisconsin).

Hughesco, Inc.
5602 Dyer Street
Dallas, Texas 75206
(214) 303-7404
(Territory: Alabama, Kansas, Louisiana, Mississippi, Arkansas, Oklahoma, Texas).

adidas-Sporting Goods Ltd.
66-68 Colville Road
Toronto 385, Ontario, Canada
(416) 241-4644/45
(Territory: All of Canada).

adidas