




Royer



1990



Franklin

THIS BOOK IS PRESENTED BY COACH GARRISON

HEAD COACH: GARY GARRISON

MANAGERS: TRINI FRUHLING

ASSISTANT COACH: JIM ACKLIN

ALICIA MAYER

MARK MURRAY

HEATHER RADLIFF

CAPTAINS: JASON FRANKLIN

LESLIE SOBKOVIK

JUSTIN ROYER

MOST VALUABLE VARSITY: NEAL GARRISON

TEAM RECORD 16-0

MOST VALUABLE SOPH: NATHAN BUSS

MOST IMPROVED: PAUL RUDNICKE

CLASSIC CHAMPIONS:

ICC CHAMPIONS:

INTER. HURDLES 40.9 NEAL GARRISON

IH 42.4 NEAL GARRISON

F-S 1600 4:44.7 NATHAN BUSS

800 2:09.3 PAUL RUDNICKE

1600 RELAY 3:35.6 NEAL GARRISON

1600 4:59.5 NATHAN BUSS

JUSTIN ROYER

1600 RELAY 3:52.6 PAUL RUDNICKE

PAUL RUDNICKE

MEL GOODMAN

JASON FRANKLIN

JUSTIN ROYER

NEAL GARRISON

3200 RELAY 9:26 MEL GOODMAN

STATE QUALIFIERS:

RYAN RING

HIGH HURDLES 15.6 NEAL GARRISON

ANDY INGRAM

NATHAN BUSS

INTER. HURDLES 40.6 NEAL GARRISON

800 2:01.3 PAUL RUDNICKE

1600 RELAY 3:29.8 NEAL GARRISON

PAUL RUDNICKE

JUSTIN ROYER

JASON FRANKLIN

800 RELAY 1:33.3 DAVE LANNERT

JASON FRANKLIN

JUSTIN ROYER

NEAL GARRISON

SJO TRACK:

WE HAD ANOTHER TREMENDOUS SEASON! WE COMPLETED THE SMALL MEET PORTION OF OUR SEASON WITH AN EXCELLENT 16-0 RECORD FOR OUR 18TH CONSECUTIVE WINNING SEASON. SJO TEAMS UNDER COACH GARRISON'S DIRECTION HAVE A 202-53 RECORD. BEST OF LUCK TO OUR SENIORS--MAY GOD BLESS YOUR LIVES!

SEASON HIGHLIGHTS INCLUDE:

- 1) 1ST IN OUR VARSITY CONFERENCE
- 2) 1ST IN OUR 20 TEAM SPARTAN CLASSIC
- 3) 1ST IN THE 14 TEAM CLINTON CARNIVAL
- 4) 1ST IN THE 8 TEAM NORTH VERMILLION INVITATION
- 5) 1ST IN THE 12 TEAM MONTICELLO INVITATION
- 6) 3RD IN THE 22 TEAM SECTIONAL
- 7) 1ST IN THE SOPHOMORE CONFERENCE
- 8) 1ST IN THE SOPHOMORE MONTICELLO INVITATION
- 9) 1ST IN OUR SJO SOPHOMORE INVITATION
- 10) 6 OF OUR BOYS COMPETED AT THE STATE MEET

MOST VALUABLE VARSITY (NEAL GARRISON)

- 1) UNDEFEATED IN INTERMEDIATE HURDLES IN THE REGULAR SEASON
- 2) VARSITY ICC INTER. HURDLE CHAMPION
- 3) SPARTAN CLASSIC, NORTH VERMILLIO, MONTICELLO INV, CLINTON CARNIVAL INTERMEDIATE HURDLE CHAMPION
- 4) AREA ALL-STAR MEET CHAMPION INTER. HURDLES
- 5) STATE QUALIFIER IN 4 EVENTS
- 6) 3RD IN INDOOR STATE TRACK CHAMPIOSHIPS 400
- 7) SCHOOL RECORD INTERMEDIATE HURDLES
- 8) 417 VARSITY POINTS
- 9) 3RD IN STATE INTER. HURDLES

MOST VALUABLE SOPHMORE (NATHAN BUSS)

- 1) WON 800 AT MONTICELLO F-S INV, SJO F-S INV, F-S ICC
- 2) WON 1600 F-S AT SPARTAN CLASSIC, SJO F-S INV, AND VARSITY ICC
- 3) 4TH IN SECTIONAL 1600
- 4) 173 VARSITY POINTS

MOST IMPROVED (PAUL RUDNICKE)

INJURED IN NON-TRACK RELATED ACCIDENTS HIS SOPHOMORE AND JUNIOR YEAR, HE FINISHED 2ND IN TEAM POINTS HIS SENIOR YEAR. HE ALSO QUALIFIED FOR STATE IN 2 EVENTS.

Track and Field 1990

Roster and Varsity Points Scored

Seniors

Franklin, Jason - 149 ***
 Garrett, Larry - 72½ **
 Jacobs, Paul - 83 ***
 Royer, Justin - 188½ ****
 Rudnicke, Paul - 199½ *
 Wilson, Tim - 88 **

Juniors

Drews, Dan - 12½ *
 Franklin, Matt - 57½ ***
 Garrison, Neal - 417 ***
 Koonce, Shane - 32 *
 Lannert, David - 145½ ***
 LeRette, Jeff - 36 *
 Rademaker, Don - 15 *
 Roberts, Frank - 93 **
 Walters, Charles - 30 *

Sophomores

Audo, David - 6
 Bolin, Rick -
 Buss, Nathan - 173½ **
 Goodman, Melvin - 92 **
 Ingram, Andy - 102 **
 Jelly, Jeremy - 70½ **
 Marrs, Andy - 6 *
 Ordall, Rusty - 9
 Talbott, Matt - 135½ **
 Batty, Kipp - 32 *

Freshmen

Allen, Brian - 31 *
 Bewley, Doug -
 Brower, Daryl - 81½ *
 Craig, Ryan - 12½ *
 Gilkison, Mark - 3
 Huls, Kerry - 2
 Mabry, Tim -
 Nichols, Tom -
 Reitmeier, Rob -
 Ring, Ryan - 63½ *
 Rogiers, Ryan - 6
 Ronk, Ryan - 16 *
 Shore, Brian - 3

BIG MEETS

MEET	POINTS	PLACE/TEAM
EASTERN ILL. (INDOOR)	16 1/2	?/32
ILLINOIS STATE (INDOOR)	NO TEAM SCORE	/30
U of I (INDOOR)	2	?/53
NORTH VERMILLION INV.	NO TEAM SCORE	1ST/9
MONTICELLO INV.	NO TEAM SCORE	1ST/10
SPARTAN CLASSIC	79	1ST/20
CLINTON CARNIVAL	87	1ST/14
MONTICELLO SOPH. INV.	?	1ST/14
SJO SOPH. INV.	94	1ST/12
SOPH ICC CONFERENCE	95	1ST/8
VARSITY ICC CONFERENCE	85	1ST/8
SECTIONAL	38	3RD/22

SMALL MEETS

SJO 155	CLINTON 49	ST. TERESA 19	MAROA 16
SJO 15	UNITY 65	UNI HIGH 22	HERITAGE 2
SJO 90	MAHOMET 70	PRARIE CENTRAL 22	
SJO 128	JAMAICA 31	FISHER 29	BISMARCK 84
SJO 76	NORTH VERMILON 57	HOOPESTON 25	
SJO 111	GEORGETOWN 6	COVINGTON 49	SCHLARMAN

ALL STATER!
NEAL GARRISON

302 SCHOOLS

3RD INTERMEDIATE HURDLES 39.34 PRELIMS/ 40.2 FINALS

=====

OTHER EFFORTS

HIGH HURDLES 15.6/ 15.5 NEAL GARRISON

800 201.1 PAUL RUDNICKE

1600 RELAY 3:28.9 12TH NEAL GARRISON (51.9), PAUL RUDNICKE (52.0)
 JUSTIN ROYER (52.9), JASON FRANKLIN (52.0)

800 RELAY 1:34.1 17TH DAVE LANNERT JASON FRANKLIN
 JUSTIN ROYER MATT TALBOTT

FINAL BOY'S AREA TRACK HONOR ROLL (TOP 15 OUT OF 64 SCHOOLS)

H. HURDLES	15.3	5TH	NEAL GARRISON
I. HURDLES	40.5	2ND	NEAL GARRISON
800	2:03.1	5TH	PAUL RUDNICKE
1600	4:44.7	13TH	NATHAN BUSS
3200	10:13.6	6TH	FRANK ROBERTS
HIGH JUMP	6'0"	10TH	DARYL BROWER
POLE VAULT	12'0"	3RD	MATT FRANKLIN
	11'6"	8TH	JEREMY JELLY
LONG JUMP	20'1"	11TH	DAVE LANNERT
TRIPLE JUMP	40'4"	10TH	PAUL JACOBS
SHOT PUT	44'1"	14TH	TIM WILSON
400 RELAY	45.5	9TH	LANNERT, FRANKLIN, ROYER, GARRISON
800 RELAY	1:35.6	8TH	LANNERT, FRANKLIN, ROYER, GARRISON
1600 RELAY	3:35.6	6TH	GARRISON, ROYER, RUDNICKE, FRANKLIN
3200 RELAY	8:44.3	6TH	GOODMAN, RING, INGRAM, BUSS

VARSDTY BEST EFFORTS 1990

15.3	HH	NEAL GARRISON	16.1	MATT TALBOTT	17.3	DARYL BROWER	20.4	ROGIERS
* 39.4	IH	NEAL GARRISON	44.5	MEL GOODMAN	45.6	PAUL JACOBS	46.5	BROWER
11.5	100	JASON FRANKLIN	11.5	NEAL GARRISON	11.8	DAVE LANNERT	11.8	GARRETT
23.4	200	NEAL GARRISON	23.9	JASON FRANKLIN	23.9	MATT TALBOTT	24.1	LANNERT
53.2	400	NEAL GARRISON	53.4	JASON FRANKLIN	56.1	PAUL RUDNICKE	56.2	ROYER
2:01.1	800	PAUL RUDNICKE	2:08.7	NATHAN BUSS	2:10.7	RYAN RING	2:13.2	AUDO
4:44.7	1600	NATHAN BUSS	4:48	FRANK ROBERTS	4:52.9	ANDY INGRAM	4:53.6	RUDNICKE
10:13.6	3200	FRANK ROBERTS	10:35.5	RICK WALDEN	10:56	ANDY INGRAM	11:03.8	ALLEN
6'0"	HJ	DARYL BROWER	5'10"	DAVE LANNERT	5'6"	JEREMY JELLY		
12'0"	PV	MATT FRANKLIN	11'6"	JEREMY JELLY	10'6"	KIPP BATTY/JUSTIN ROYER		
20'1"	LJ	DAVE LANNERT	19'9"	JUSTIN ROYER	18'2"	PAUL JACOBS	17'11"	BATTY
40'4"	TJ	PAUL JACOBS	37'5"	SHANE KOONCE	36'2"	MATT TALBOTT	35'9"	CRAIG
46'3"	SHOT	TIM WILSON	40'8"	JEFF LERETTE	38'11"	CHARLIE WALTERS	35'8"	BROWER
121'2"	DISCUS	DARYL BROWER	120'8"	MATT FRANKLIN	120'	DON RADEMAKER	118'	WALTERS
45.3	400 RELAY	DAVE LANNERT, LARRY GARRETT, JUSTIN ROYER, JASON FRANKLIN						
133.3	800 RELAY	DAVE LANNERT, JASON FRANKLIN, JUSTIN ROYER, NEAL GARRISON						
3:28.9	1600 RELAY	NEAL GARRISON, JUSTIN ROYER, PAUL RUDNICKE, JASON FRANKLIN						
8:30.2	3200 RELAY	MEL GOODMAN, RYAN RING, ANDY INGRAM, NATHAN BUSS						

RELAY SPLITS

	100 SPLITS		200 SPLITS		400 SPLITS		800 SPLITS
	-----		-----		-----		-----
10.2	GARRISON	22.4	GARRISON	51.7	RUDNICKE	2:04.7	BUSS
10.7	GARRETT	23.2	ROYER	51.9	GARRISON	2:06.1	GOODMAN
10.8	ROYER	23.3	FRANKLIN	51.9	FRANKLIN	2:07.6	RING
10.9	FRANKLIN	23.7	GARRETT	52.7	ROYER	2:09.8	RUDNICKE
10.9	TALBOTT	23.8	TALBOTT	54.9	BUSS	2:11.9	INGRAM
11.2	LANNERT	24.1	LANNERT	56.0	GOODMAN	2:13.5	AUDO

SOPHMORE BEST EFFORTS 1990

16.1	HH	MATT TALBOTT	17.3	DARYL BROWER	20.7	RYAN ROGIERS		
44.5	IH	MEL GOODMAN	46.5	DARYL BROWER	47.8	RYAN CRAIG	49.3	RYAN RONK
11.9	100	ANDY MARRS	12.2	RYAN RONK	12.4	RYAN RING	12.6	RICK BOLIN
23.9	200	MATT TALBOTT	25.0	DARYL BROWER	25.1	ANDY MARRS	26.1	RYAN RONK
57.1	400	DAVE AUDD	57.2	RYAN RING	58.4	ANDY INGRAM	58.9	RYAN CRAIG
2:08.1	800	NATHAN BUSS	2:10.5	RYAN RING	2:13.5	MEL GOODMAN	2:15.4	ANDY INGRAM
4:44.7	1600	NATHAN BUSS	4:52.9	ANDY INGRAM	5:04	MEL GOODMAN	5:08.4	BRIAN ALLEN
10:35.5	3200	RICK WALDEN	10:56	ANDY INGRAM	11:03.8	BRIAN ALLEN		
6'0"	HJ	DARYL BROWER	5'6"	JEREMY JELLY				
11'6"	PV	JEREMY JELLY	10'6"	KIPP BATTY	9'0"	TOM NICHOLS/KERRY HULS		
17'11"	LJ	KIPP BATTY	17'9"	RYAN CRAIG				
36'5"	TJ	RYAN CRAIG	36'2"	MATT TALBOTT	33'7"	RYAN ROGIERS	32'0"	BRIAN SHORE
35'8"	SHOT	DARYL BROWER	32'4"	DOUG BEWLEY	32'0"	RYAN CRAIG	31'9"	RUSTY ORDAL
121'2"	DISCUS	DARYL BROWER	117'3"	RUSTY ORDALL	100'2"	ANDY MARRS	84'5"	TIM MABRY
48.6	400 RELAY	RONK, TALBOTT, MARRS, BROWER						
1:42.6	800 RELAY	BOLIN, TALBOTT, MARRS, BROWER						
3:52.7	1600 RELAY	RING, GOODMAN, AUDD, BUSS						
8:30.2	3200 RELAY	GOODMAN, INGRAM, RING, BUSS						

RELAY SPLITS

	100 SPLITS		200 SPLITS		400 SPLITS		800 SPLITS
	-----		-----		-----		-----
10.9	MATT TALBOTT	23.8	MATT TALBOTT	54.9	NATHAN BUSS	2:04.7	NATHAN BUSS
11.6	ANDY MARRS	24.9	DARYL BROWER	56.0	MEL GOODMAN	2:06.1	MEL GOODMAN
11.8	DARYL BROWER	26.2	RYAN RONK	57.0	RYAN RING	2:07.6	RYAN RING
12.1	RICK BOLIN	26.7	ANDY MARRS	57.1	DAVE AUDD	2:11.9	ANDY INGRAM
12.1	RYAN RONK	27.3	KIPP BATTY	60.1	RYAN CRAIG	2:13.5	DAVE AUDD
12.3	RYAN CRAIG	27.5	JEREMY JELLY	61.8	RICK BOLIN		

Indoor Track Best

1990

60 HH	8.1	Neal Garrison	9.0	Matt Talbott	
60 yd	6.6	Neal Garrison	6.9	Justin Royer	Matt Talbott
300 yd	33.8	Neal Garrison	36.8	Justin Royer	37.5 Dave Audo
400 M	53.2	Neal Garrison	56.6	Paul Rudnicke	57.1 Dave Audo
600 yd	1:20.1	Paul Rudnicke	1:20.2	Jason Franklin	1:27.1 Ryan Ring
800 M	2:12.8	Nathan Buss	2:14	Mel Goodman	2:22.9 Brian Allen
1600 M	4:48	Frank Roberts	4:50.9	Nathan Buss	4:55.5 Andy Ingram
3200 M	10:13.6	Frank Roberts	10:50.3	Rick Walden	
HJ	5'10"	Dave Lannert		Daryl Brower	
LJ	20'1"	Dave Lannert			
TJ	37'8"	Paul Jacobs	36'2"	Matt Talbott	34'0" Ryan Craig
PV	10'0"	Justin Royer			
Shot	43'6"	Tim Wilson	37'6"	Jeff LeRette	36'3" Charlie Walters

Relay Splits

<u>220 yds</u>		<u>262 yds</u>		<u>400 M</u>		<u>800 M</u>	
25.1	Lannert	31.0	Talbott	55.8	Rudnicke	2:09.8	Rudnicke
25.2	Rudnicke	31.1	Rudnicke	56.0	Goodman	2:13.5	Audo
26.4	Talbott	32.5	Marrs	56.5	Royer	2:17	Goodman
26.5	Brower			57.1	Audo	2:29	Drews

Feb 14

MINI-MEET

Shot	41'1" Tim Wilson 27'8" Rob Reitmeier	36'0" Jeff LeRette	30'7" Doug Bewley
60	6.62 Neal Garrison 7.3 Andy Marrs	7.08 Paul Rudnicke 7.3 Mel Goodman	7.1 Larry Garrett 7.3 Paul Jacobs
60HH	8.28 Neal Garrison		
60IH	8.9 Mel Goodman		
300	34.05 Neal Garrison 40.5 Tom Nickols	38.8 Andy Marrs 40.9 Mike Webb	40.0 Mark Gilkison 40.9 Kerry Huls
600	1:21 Paul Rudnicke	1:34 Dan Drews	
Mile	4:53.7 Frank Roberts	5:06.6 Andy Ingram	
1600 Relay	4:06 Garrison 61.6 Huls	59.6 Goodman 66.5	59.1 Drews

INDOOR MINI-MEET

Feb 28

60	6.6 Neal Garrison 7.14 Larry Garrett 7.23 Matt Talbott 7.7 Rick Bolin	6.9 Mike French 7.18 Ryan Ronk 7.6 Mark Gilkison 7.8 Kerry Huls	7.1 Paul Rudnicke 7.2 Andy Marrs 7.6 Tom Nickols
60HH	8.2 Neal Garrison	9.0 Matt Talbott	
60IntH	9.2 Mel Goodman	9.3 Paul Jacobs	9.9 Kerry Huls
400	56.6 Paul Rudnicke	57.1 Dave Audo	63.1 Mark Gilkison
Mile	4:48.3 Frank Roberts 5:33.8 Brian Allen	4:58.7 Andy Ingram	5:19 Rick Walden
LJ	21'2" Mike French		
Shot	40'2" Tim Wilson 30'2" Doug Bewley	37'0" Jeff LePette 23'10" Rob Reitmeier	34'2" Charlie Walters
4X1 lap	32.1 French 34.6 Garrison 35.5 Webb 38 Ronk	32.5 Marrs 32.9 Drews 34.8 Huls	31.1 Rudnicke 31.0 Talbott 33.7 Nickols

INDOOR MINI-MEET

3-14
No Team Score

HH 9.1 Talbott
 IH 8.7 Goodman 8.9 Jacobs 10.0 Huls
 60 6.6 Garrison 6.8 French 6.9 Royer 6.9 Talbott
 7.0 Lannert 7.0 Ronk 7.1 Jelly 7.1 Marrs
 7.3 Ring 7.4 Gilkison 7.4 nichols 7.5 Bolin
 7.6 Craif 7.7 Webb 8.0 Shore
 300 33.9 Garrison 36.7 Rudnicke 37.5 Audo 38.9 Ingram
 39.7 Webb 39.7 Bolin 38.1 Marrs 40.6 Huls
 41.7 Nichols 41.9 Drews 47.3 Roberts
 600 1:27.1 Ring 1:34.5 Allen
 Mile 4:56.9 Buss 5:06.6 Goodman 5:17.8 Walden 5:24 Allen
 3200 relay Rudnicke 2:13.1 Ingram 2:25 Audo 2:18.3 Walden 2:20.5
 Roberts 2:22.9 Goodman 2:24.2 Buss 2:25.8 Drews 2:21.2
 4x1 relay 37.4 Marrs 37.4 Shore 36.9 Jelly ?
 LJ 18'9" French
 TJ 37'0" Jacobs 36'2" Talbott 34"Craig 32'5" Shore
 32'4" Rogiers 32'10" Ronk 32'1" Gilkison
 Shot 41'7" Wilson 36'3" Walters 30'5" Rohl 28'3" Bewely
 19'2" Timoney

U of I
indoor meet

53 teams-most are
3-24-90

Placers:

300 33.8 5th Neal Garrison
 ↳ Wow!

Non Placers:

600 1:20.2 Jason Franklin
 1:20.1 Paul Rudnicke
 3200 1 lap too far Frank Roberts
 4x1 lap 2:04.7 300 yd J. Royer 35.8 N. Garrison 28.8 D. Lannert 29.5
 P. Rudnicke 30.5

Illinois State Univ
Indoor Inv

3/16
30 teams

Placers:

HH 6th 8.3 Neal Garrison 400 3rd 53.2 Neal Garrison
3200 4th 10:50.3 Rick Walden

Non-Placers:

55 7.2 Justin Royer, 7.25 Matt Talbott
HH 9.4 Matt Talbott
800 2:22.9 Brian Allen, 2:24.5 Dan Drews
1600 4:50.9 PR Nathan Buss, 4:55.5 PR Andy Ingram
3200 relay 9:09.5 Rudnicke(2:09.8), Dave Audo(2:13.5), Drews(2:29),
Mel Goodman(2:17)
1600 relay 3:45.5 Royer(56.5), Rudnicke(55.8), Audo(57.1), Goodman(56.0)
HJ 5'8" Daryl Brower PV 10'0" Justin Royer
Shot 42'4" Tim Wilson, 37'0" Jeff LeRette
LJ 18'10" Dave Lannert TJ 37'8" Paul Jacobs

EIU indoor

3/10
SJO scored 16½ pts

Placers:

2 Mile 2nd 10:17 Frank Roberts
HJ(tie) 3rd 5'10" Daryl Brower 6th(tie) 5'10" Dave Lannert
HH 5th 8.11/8.27 Neal Garrison
600 5th 1:20.7 Paul Rudnicke

Non-Placers:

LJ 20'1" Lannert TJ 36'3" Jacobs
Shot 43'6" Wilson 60 6.6/6.7 Garrison
440 55.0 Garrison 880 2:13.5 Buss, 2:14.7 Goodman
Mile 4:57.3 Roberts, 4:58.3 Ingram
2 Mile 11:57 Walden
800 Relay 1:43.2 Lannert 25.1, Talbott 26.4, Brower 26.5, Rudnicke 25.2
Mile Relay 3:51.1 Rudnicke 57.6, Audo 57.1, Buss 59.1, Goodman 57.1

32 teams competed

Team Scores: SJO 155:Clinton 49:St. Teresa 19:Maroa 16

EVENT	Winning Time/Height Distance	1st place	2nd place	3rd place	4th place	5th place
High Jump	5'8"	SJO Lannert	5'6" SJO Jelly	5'6" MF Morris	5'6" Dulany	5'0" SJO Gilkison
Long Jump	18'10"	ST.T Johnson	18'9" ST.T Dabner	16'7" SJO Jacobs	15'10" SJO Batty	15'6" SJO Brower
Triple Jump	36'4"	SJO Koonce	35'9" SJO Jacobs	35'0" SJO Talbot	32'4" SJO Craig	32'0" SJO Gilkison
Pole Vault	10'0"	SJO Batty	8'6" SJO Franklin	8'6" SJO Jelly	7'0" SJO Nichols	7'0" SJO Huls
Discus	144'6"	MF Gregurich	120'8" SJO Franklin	112'2" SJO Walters	112'1 1/2" C Olson	99'4 3/4" C Covey
Shot	44'1"	SJO Wilson	43'6" C Olson	38'8" MF Gregwich	37' SJO Walters	36'1" SJO LeKette
High Hurdles	16.71	SJO Garrison	17.88 SJO Talbot	20.2 SJO Brower	21.83 C Daniels	21.7 SJO Rogiers
Inter Hurdles	41.9	SJO Garrison	48.2 SJO Jacobs	49.7 MF Neps	51.2 SJO Ronk	51.3 SJO Craig
100	11.30	ST.T Dabner	12.1 SJO Royer	12.15 C Anderson	12.35 C Botkin	12.4 SJO Garrett
200	24.0	ST.T Johnson	24.1 SJO Garrison	24.7 SJO Lannert	CL Anderson	26.21 SJO Franklin
400	53.84	C Turney	55.50 C Thayer	56.8 SJO Royer	59.0 SJO Goodman	60.4 SJO Koonce
800	2:08.2	C Dougerty	MF Morris	2:12 SJO Buss	2:14.3 SJO Roberts	2:20 SJO Ring
1600	4:49.7	C Alexander	MF Morris	4:59 SJO Roberts	5:21.4 SJO Ingram	5:24.87 Byrd
3200	10:56	SJO Walden	11:23 SJO Allen	12:03 C Ipsen	13:34.83 CL Glenn	
400 Relay	46.6	SJO Lannert Talbot	11.9 Royer 11.7 Garrison	12.2 Clinton 10.6	St. Teresa	
800 Relay	1:41	SJO Lannert Talbot	24.6 Garrett 26.3 Ronk	24.5 St. Teresa 26.2		
1600 Relay	3:44	Clinton	3:53 SJO Royer Koonce	57.3 Buss 59.6 Goodman	58.0 58.9	
3200 Relay	9:08	SJO Buss Roberts	2:15 2:15	Goodman 2:19 Ingram 2:18	Clinton St. Teresa	

Early Bird Invitational

9 teams
No Team Score
April 3, 1990

Meet Champions:

Low Hurdles 40.35 Neal Garrison
3200 10:42.2 Frank Roberts
1600 relay 3:47.3 Royer(56.2), Goodman(57.6), Ring(59.4), Rudnicke(54.1)

Other Placers:

Low Hurdles 44.2 4th Mel Goodman
800 2:10.9 2nd Paul Rudnicke 2:15.2 5th Nathan Buss
200 23.7 2nd Neal Garrison
3200 10:52.8 2nd Rick Walden 11:21.9 4th Brian Allen
HH 16.8 2nd Neal Garrison 17.5 3rd Matt Talbott
1600 4:52.2 2nd Frank Roberts 4:57.9 3rd Nathan Buss
5:05.1 6th Andy Ingram
Discus 115'8" 2nd Matt Franklin 109'5" 4th Charlie Walters
113'3" 3rd Jeff LeRette
Shot 40'6 3rd Tim Wilson 37'4" 4th Jeff LeRette
PV 9'6 5th Jeremy Jelly
400 Relay 47.1 2nd Garrett (12.9), Talbott (10.9), Royer (11.0),
Ronk (12.2)

Non Placers:

HH 22.2 LJ 17'3" Craig 16'3" Koonce
400 58.4 800 2:21.5 Ingram 2:25.2 Drews
LH 47.6
200 25.1 PV 9'0" Royer 9'0" Batty
HJ 5'4"
100 12.3 Garrett 12.5 Royer 13.1 Marrs 13.6 Jelly

Team Scores:SJO 153:Unity 65:Uni High 22:Heritage 20

EVENT	Winning Time/Height Distance	1st place	2nd place	3rd place	4th place	5th place
High Jump	5'6"	SJO Brower	5'4" U Harris	5'4" SJO Jelly		
Long Jump	18'4 1/2"	U Stortcum	18'1/2" H Kineaid	17'11" SJO Jacobs	17'11" SJO Batty	17'3" SJO Craig
Triple Jump	38'1"	SJO Jacobs	36'2" U Vail	35'0" SJO Koonce	34'9" SJO Craig	30'11" SJO Shore
Pole Vault	11'0"	SJO M. Franklin	9'6" SJO Jelly	8'6" SJO Royer	8'6" SJO Batty	7'6" SJO Huls
Discus	138'2"	H Morrow	117'3" SJO Ordall	115'3" SJO Franklin	112'1" SJO LeRette	111'9" U Mollinia
Shot	42'7"	SJO Wilson	41'2" U Phillips	38'1" H Morrow	37'0" U Eisenmerger	36'0" H Eldridge
High Hurdles	16.94	U Davis	17.8 SJO Talbot	19.6 SJO Brower	21.8 SJO Rogers	
Inter Hurdles	41.8	SJO Garrison	45.05 U Davis	46.9 SJO Goodman	47.9 SJO Jacobs	
100	12.14	SJO Royer	12.19 SJO M. Franklin	12.22 SJO Garrett	12.28 U Mumm	
200	24.21	SJO Garrison	24.35 H Eisenstien	25.0 SJO Garrett	25.6 SJO Talbot	26.27 SJO Koonce
400	55.36	UH Isansein	56.4 SJO Rudnicke	58.63 U Stortzum	59.3 SJO Koonce	60.24 U Mumm
800	2:15.32	SJO Buss	2:17.2 SJO Ingram	2:20.46 U Warnes	2:34.9 SJO Drews	2:37.4 U Curtis
1600	4:53.22	UH Folk	4:56.58 UH Winters	5:03.5 SJO Roberts	5:15.1 SJO Ingram	5:17.28 U Manilly
3200	10:38.15	UH Folk	10:58.38 U	11:12.6 SJO Walden	11:47.6 SJO Allen	
400 Relay	47.1	SJO Garrett	12.9 Royer	12.1 Talbot	11.3 Garrison	11.1 Unity
800 Relay	1:40.4	SJO Ronk Talbot	Royer Garrison			1:50.45 Unity
1600 Relay	3:53.2	SJO Buss	60.3 Goodman	Audo 59.5 Rudnicke 55.5		3:55.62 Unity
3200		SJO			9:40.66	9:48.47
Relay	9:26.2	Roberts 2:19 Ring 2:22	Goodman 2:17.6 Rudnicke 2:27.2		Unity	Heritage

MONTICELLO INVITATIONAL
SJO MEET CHAMPS!!

10 teams
Top 4 Team Scores
SJO 180
Monticello 117
Shelbyville 62
Tuscola 61

Meet Champions:

LJ 19'7" Dave Lannert
I. Hurdles 41.6 Neal Garrison
1600 4:50 Frank Roberts

Other Placers:

LJ	18'2"	4th	Paul Jacobs	17'6"	6th	Kipp Batty
HJ	5'10"	2nd	Daryl Brower	5'10"	3rd	Dave Lannert
Shot	42'11½"	2nd	Tim Wilson	38'11"	6th	Charlie Walte
Discus	112'1"	7th	Jeff LeRette			
TJ	37'5"	2nd	Shane Koonce	37'0"	3rd	Paul Jacobs
				35'9"	8th	Ryan Craig
PV	11'0"	4th	Jeremy Jelly	9'6"	5th	Kipp Batty
100	12.2	6th	Justin Royer			
400	53.5	3rd	Jason Franklin			
800	2:05.7	3rd	Paul Rudnicke	2:23	8th	Brian Shore
1600	4:56.9	2nd	Nathan Buss	5:00	3rd	Andy Ingram
3200	10:46.9	2nd	Rick Walden	11:04.1	6th	Brian Allen
HH	17.6	5th	Matt Talbott	19.5	8th	Daryl Brower
IH	46.2	6th	Mel Goodman	47.2	7th	Paul Jacobs
400 Relay	45.5	2nd	Lannert(12.2), Franklin(11.6), Royer(10.9), Garrison(10.7)			
800 Relay	1:35.6	2nd	Lannert(24.6), Talbott(24.2), Garrett(23.9), Garrison(22.7)			
1600 Relay	3:38	2nd	Rudnicke(55), Royer(55.3), Garrison(54.9), Franklin(53.0)			
3200 Relay	8:54.4	2nd	Goodman(2:17.5), Ingram(2:13.1), Ring(2:14.5), Buss(2:09.3)			

Non-Placers

100 12.3 Garrett, 12.7 Marrs 400 58.2 Ring
HH 21.8 Rogiers 800 2:25 Drews
200 26.1 Marrs, 26.2 Ronk, 26.9 Brower
Discus 102' Walters

EVENT	Winning Time/Height Distance	1st place	2nd place	3rd place	4th place	5th place
High Jump	5'8"	MS Spencer	5'8" SJO Lannert	5'6" SJO Brower	5'6" SJO Jelly	
Long Jump	18'6"	PC Kinney	18'6" MS Preston	18'2" SJO Lannert	17'9" PC Kramer	
Triple Jump	36'11"	SJO Jacobs	36'6" SJO Koonce	35'9" PC Dazzel	35'0" MS Jones	
Pole Vault	11'0"	SJO Jelly	10'0" SJO Battey	9'06" MS Williams		
Discus	143'10"	MS Handlin	112'5" SJO Rademaker	111'3" SJO Ordal	109'1" SJO Walters	
Shot	47'7"	MS Handlin	40'5" SJO Wilson	36'6" PC Cutter	35'8" SJO Brower	
High Hurdles	17.0	SJO Garrison	17.7 SJO Talbott	18.7 SJO Brower	19.6 SJO Coad	
Inter Hurdles	41.0	SJO Garrison	45.1 SJO Goodman	45.6 SJO Jacobs	46.5 SJO Brower	<i>State Qualifying</i>
100	11.8	MS Preston	12.1 SJO Garrett	12.2 SJO Franklin	12.3 PC Bazzell	
200	23.1	MS Preston	23.6 SJO Garrison	24.8 PC Kinney	25.1 SJO Garrett	
400	53.3	MS Preston	53.9 SJO Franklin	55.1 MS Jennings	56.1 SJO Rudnicke	
800	2:05	MS Easter	2:12 MS Huddleston	2:17 SJO Buss	2:18 PC Schaffer	
1600	4:50	MS Nielson	4:58 MS Short	5:06 PC Schaffer	5:12 SJO Ingram	
3200	10:40	MS Nielson	11:07 SJO Walden			
400 Relay	45.8	SJO Lannert 12.6 Franklin 11.1	Royer 11.2 Garrison 11.1		47.7 Prairie Central	
800 Relay	1:38.3	SJO Lannert (25.3) Royer (23.9)	Talbott (23.8) Garrett (25.3)		1:44.0 Prairie Central	
1600 Relay	3:39.2	SJO Rudnicke (55.4) Royer (54.8)	Buss (56.6) Franklin (52.9)		3:37.8 Mahomet Seymour	
3200 Relay	9:15.9	SJO Buss (2:11.1) Ring (2:18)	Ingram (2:20) Rudnicke (2:26)		8:46.6 Mahomet Seymour	

Team Score: SJO 128: Jamaica 31 1/2: Fisher 29: Bimark Henning 83 1/2

EVENT	Winning Time/Height Distance	1st place	2nd place	3rd place	4th place	5th place
High Jump	6'1"	BH Koenemann	5'11" Fis Hughey	5'6" SJO Brower	5'6" Jam. Lamb	5'4" Kirby Jam Cunningham BH
Long Jump	20'9"	Fis Humphrey	20'9" BH Koenemann	19'5" BH Reifsteck	19'4" BH Harper	19'0" BH Toler
Triple Jump	42'1"	BH Koeneman	38'1" BH Toler	37'2" SJO Jacobs	37'0" BH Harper	26'9" BH Pfeifer
Pole Vault	11'6"	BH Sillings	11'0" SJO Jelly	10'6" SJO Battey	10'6" SJO Royer	8'6" FIS Schwing
Discus	117'1"	SJO Radamaker	117'4" SJO Brower	114'6" SJO Ordal	115'2" SJO Walters	107'10" SJO LeRette
Shot	44'4"	SJO Wilson	39'2" Jam Dehisen	38'9" SJO LeRette	37'6" SJO Walters	36'9" Jam Todd
High Hurdles	16.07	SJO Garrison	16.15 BH Koeneman	16.9 Fis Hughey	17.5 BH Sillings	17.7 SJO Talbot
Inter Hurdles	42.98	SJO Garrison	46.5 BH Reifsteck	47.6 BH Ray	48.0 SJO Jacobs	48.4 Fis Bloomer
100	11.4	Jam Talbot	11.46 Fis May	12.08 SJO Franklin	12.09 BH Gibson	12.3 BH Cunningham
200	23.63	Jam Talbot	23.74 Fis May	25.20 SJO Lannert	25.23 SJO Royer	25.29 BH Pfeifer
400	54.23	Jam Talbot	54.81 SJO Franklin	56.23 SJO Royer	56.52 BH Roderick	58.43 BH Bodine
800	2:13.91	SJO Rudnicke	2:15 SJO Ingram	2:17 BH Powell	2:19 BH Ray	2:21 Fis Kerns
1600	4:57	SJO Buss	4:59 SJO Ingram	5:30 BH Powell	5:42 SJO Drews	5:51 BH Vihmo
3200	11:11	SJO Walden	11:26 SJO Allen	12:38 BH Vihmo	13:04 BH Hillard	14:00 Fis Backus
400 Relay	47.31	SJO Lannert 12.1 Franklin 11.9	Royer 11.4 Garrett 12.0		48.11 Fisher	48.55 Jamaica
800 Relay	1:40.36	SJO Lannert 24.9 Talbot 26.1	Garrett 24.9 Garrison 24.5		1:41.23 Bismark-Hen.	1:50.34 Jamaica
1600 Relay	3:49.29	SJO Garrison 56.8 Craig 60.4	Rudnicke 57.0 Franklin 55.0		3:55.16 Bismark-Hen.	4:11.45 Jamaica
3200 Relay	9:19.36	SJO Buss 2:16 Drews 2:27	Ring 2:16 Rudnicke 2:19		9:29.07 Bismark-Hen.	12:44.45 Jamaica

Monticello
Fresh-Soph Inv

April 21, 1
SJO placed 1st out of
14 teams

Meet Champions:

18.7	F HH	Daryl Brower
2:09.5	S 800	Nathan Buss
57.5	F 400	Ryan Ring
24.5	S 200	Matt Talbott
3:52.7	1600 Relay	Ring(60), Goodman(58.0), Audo(58.7), Buss(55.9)

Other Placers:

LJ	2nd	17'4"	Batty	4th	17'0"	Craig
HJ	4th	5'4"	Brower			
S Shot	5th	35'2"	Ordall			
F Discus	2nd	108'9"	Brower			
3200	4th	11:11.8	Allen			
F Shot	4th	33'11"	Craig			
PV	2nd	11'0"	Jelly	3rd	10'6"	Batty
F 800	4th	2:22	Shane			
S Discus	5th	100'9"	Ordall			
S 400	5th	58.8'	Audo			
IH	4th	48.2	Goodman	5th	48.3	Craig
F 1600	4th	5:27.2	Allen			
S 1600	3rd	5:03.8	Ingram			
S 200	5th	25.7	Marrs			
400 relay	2nd	49.2	Ronk(13.4), Talbott(11.9), Marrs(12.0), Brower(11.9)			

Non-Placers:

100	12.2	Ronk	12.6	Marrs	13.2	Jelly	
800	2:40	Webb	400	63.8	Nichols	61.6	Bolin

Team Scores: SJO 76 N.Vermillion 57 Hoopston 25 Non-placer

EVENT	Winning Time/Height Distance	1st place	2nd place	3rd place	4th place
High Jump	6'2"	N.V. Dowers	6'0" Ho. Jackson	5'10" SJO Brower	
Long Jump	19'3"	SJO Lannert	19'2" N.V. Kemp	18'8" Ho. Miller	17'6" SJO Jacobs
Triple Jump					
Pole Vault	12'0"	N.V. Switzer	11'6" SJO Jelly	11'0" N.V. Spivey	10'6" SJO M.Franklin
Discus	114'10"	SJO M. Franklin	114'7" SJO Rademaker	113'9" SJO LeRette	106'1" SJO Walters 105'5" SJO Ordal
Shot	42'3"	SJO Wilson	36'11" N.V. Hawn	35'6" N.V. Ray	35'4" SJO LeRette
High Hurdles	16.09	SJO Garrison	18.0 SJO Talbott	Ho. Jackson	SJO Rogiers
Low Hurdles	40.33	SJO Garrison	43.90 SJO Jacobs	44.56 Ho. Goble	44.84 SJO Brower 47.15 SJO Criag
100	11.09	N.V. Heworth	11.42 Ho. Miller	11.46 Ho. Cole	11.8 SJO Lannert 12.0 SJO Garrett
200	23.18	N.V. Heworth	23.38 Ho. Miller	24.2 SJO Royer	24.5 SJO Talbott 25.1 SJO Garrett
400	54.46	SJO Franklin	56.12 N.V. Spivey	57.04 SJO Royer	58.40 SJO Ingram 60.9 SJO Bolin
800	2:05.76	N.V. Hollingsworth	2:09 Ho. Fredrick	2:09 SJO Buss	2:10 N.V. Ray 2:12 SJO Ring
1600	4:40.0	N.V. Hollingsworth	4:49 SJO Buss	4:53 N.V. Holingsworth	4:53 SJO Rudnicke 5:04 SJO Goodman
3200	11:02.62	N.V. Hollingsworth	11:20 SJO Ingram	11:22 N.V. Mock	11:52 N.V. Brown 12:03 SJO Drews
400 Relay	45.62	SJO Lannert 12.26 Franklin 11.64	Royer 11.13 Garrison 10.51		N.V. 46.89
800 Relay					
1600 Relay	3:46.24	Hop.	3:46 SJO Rudnicke 56.6 Craig 60.15	Buss 56.75 Franklin 53.08	
3200 Relay					

Spartan Classic

20 team
SJO Won
SJO 79
Mont 68
MS 67

Meet Champs

40.9	IH	Neal Garrison--Meet Record
4:44.7	F-S 1600	Nathan Buss
3:35.6	1600 relay	Garrison(52.3) Royer(55.3) Rudnicke(54.1) J. Franklin(53.9)

Other Placers

8:44.3	3200 relay	2nd	Buss(2:10.8), Ring(2:12), Goodman(2:11) Rudnicke(2:11.3)			
1:35.9	800 relay	2nd	Lannert(24.3) Garrett(24.7) Royer(23.8) Garrison(22.9)			
46.4	400 relay	4th	Lannert(12.3) Franklin(11.4) Royer(11.6) Garrett(11.2)			
49.4	F-S 400relay	3rd	Ring(13.2) Talbott(11.8) Marrs(12.4) Brower(12.0)			
16.1	HH	3rd	Neal Garrison			
17.1	F-S HH	3rd	Matt Talbott			
2:04.9	800	3rd	Paul Rudnicke			
12'0"	PV	3rd	Matt Franklin	11'6"	4th	Jeremy Jelly
24.9	F-S 200	3rd	Matt Talbott			
4:55.4	F-S 1600	4th	Andy Ingram			
42'11"	Shot	5th	Tim Wilson			
19'8"	LJ	6th	Dave Lannert			

NonPlace Efforts

3200	10:53.4	Walden	800	2:24.9	Drews
400	60.4	Audo	57.2	Ring	
IH	45.9	Goodman	HH	18.4/18.5	Brower
1600	5:08.4	Allen			
100	12.1	Royer	200	25.6	Brower 25.5 Garrett
HJ	5'8"	Lannert	5'8"	Brower	
TJ	53'5"	Koonce ;	37'3"	Jacobs	
Discuss	112'7"	Rademaker	113'2"	Walters	

Team Scores: SJO 111 Georgetown 64 Covington 49 Schlarman 7

EVENT	Winning Time/Height Distance	1st place	2nd place	3rd place	4th place	5th place
High Jump	6'0"	GT-RF Fearman	5'10" Cov. Harkelroad	5'8" SJO Brower	5'4" SJO Jelly	
Long Jump	19'8"	Schl. Tourner	19'0" SJO Royer	18'8" SJO Lannert	18'3" Cov. Hankleroad	17'7" GT-RF Ford
Triple Jump						
Pole Vault	11'0"	SJO M.Franklin	11'6" SJO Jelly	10'0" Cov. Wait	9'6" GT-RF Vice	9'6" Cov. Martin
Discus	114'6"	GT-RF VanCamp	108'6" SJO Rademaker	107'3" SJO Walters	106'10" SJO LeRette	106'8" Cov. Bilsland
Shot	42'6"	SJO Wilson	41'10" Cov. Brewer	41'1" GT-RF VanCamp	37'5" SJO LeRette	36'7" GT-RF Pritchett
High Hurdles	17.0	SJO Talbot	17.3 SJO Brower	19.6 Cov. Strawser	20.4 SJO Rogiers	
Low Hurdles	40.5	SJO Garrison	43.9 Cov. Booe	44.0 SJO Jacobs	44.9 SJO Goodman	45.5 Cov. Strawser
100	11.2	Cov. Inman	11.4 GT-RF Phillips	11.5 SJO Garrison	11.8 GT-RF Pasquale	Schl. Tourner
200	23.2	Cov. Inman	23.5 SJO Garrison	23.7 GT-RF Pasquale	23.9 SJO J.Franklin	24.8 Cov. Bilsland
400	53.4	SJO J.Franklin	54.7 Cov. Herzog	55.6 GT-RF Brown	57.6 SJO Brower	59.2 GT-RF Boland
800	2:03	SJO Rudnicke	2:05 GT-RF Beadles	2:10 SJO Ring	2:13 SJO Audo	2:15 Cov. Painter
1600	4:41.5	GT-RF Pearman	4:49 SJO Buss	4:52 SJO Ingram	4:57 GT-RF Vice	5:07 Cov. Stevens
3200	10:22	GT-RF Pearman	10:46 GT-RF Vice	10:56 SJO Ingram	12:02 SJO Drews	
400 Relay	46.2	GT-RF	47.3 Cov.	47.4 SJO M.Franklin Marrs 11.5	12.8 Royer 11.2 Talbot	
800 Relay						
1600 Relay	3:37.0	SJO Rudnicke Royer 54.6	54.8 Buss 55.0 J.Franklin 52.7		3:40.6 GT-RF	3:47 Cov.
3200 Relay						

May 1, 1990

SJO F-S INVITATIONAL

SJO WON!

12 teams- top 3

Meet Champions:

SJO 94
B.H. 63
V.G. 38

I. Hurdles	44.8 Mel Goodman
1600	4:57.7 Nathan Buss) WOW!
800	2:09.6 Nathan Buss
400 relay	48.6 Ronk(13.3), Talbott(11.5), Marrs(11.8), Brower(12.0)
1600 relay	3:54.8 Rink(57.8), Audo(59.2), Craig(61.1), Buss(56.9)
3200 relay	9:17.4 Goodman(2:12.4), Shore(2:27.2), Audo(2:24.1), Ingram(2:13.9)

Holy Cow, winning 6 events impossible!

Other Placers:

HJ	5'6" 3rd Brower
TJ	34'7" 3rd Craig
PV	11'0" 2nd Jelly 9'0" 5th Nichols
HH	17.0 2nd Talbott 17.9 3rd Brower
800	2:11.3 2nd Ring
1600	4:58.9 2nd Ingram 5:08 4th Walden
200	24.6 3rd Talbott
800 relay	1:45.3 2nd Ronk(28.6), Talbott(25.0), Marrs(25.9), Brower(25.8)
LJ	17'5" 4th Craig
Discus	110'9" 5th Ordall
IH	47.1 4th Craig

Non Placers:

400	59.8 Audo 62.1 Shore 61.7 Bolin
200	26.1 Marrs
HH	21.3 Rogiers
100	13.5 Webb 13.9 Huls
shot	26' Reitmeier 30'4" Beweley
Discus	88' Mabry 94'11" Marrs

Top 3

SJO 87
 Normal 73
 Cerro Gordo 69

Meet Champions:

Inter. Hurdles: 41.0 Neal Garrison--Wow! He beat the states 5th ranked hurdler.
 400 relay: 46.0 Garrett(12.0),Franklin(10.9),Royer(11.6),Garrison(10.5)
 800 relay: 1:37.2 Talbott(24.7),Franklin(25.1),Royer(24.0),Garrison(23.4)

Other Placers:

PV: 11'0" 2nd Jeremy Jelly
 Shot: 43'4" 4th tie Tim Wilson
 TJ: 37'11" 4th Paul Jacobs
 HJ: 5'10" 3rd Daryl Brower
 LJ: 18'11" 4th Justin Royer
 800: 2:03.9 2nd Paul Rudnicke
 1600: 4:49.4 5th Nathan Buss
 IH: 45.6 6th Mel Goodman
 200: 25.2 4th Matt Talbott
 1600 relay: 3:36.2 2nd Garrison(54.3),Rudnicke(53.9),Royer(55.0),Franklin(53.0)
 3200 relay: 8:48.7 2nd Goodman(2:10),Ring(2:11),Ingram(2:14.9),Buss(2:13.1)
 100: 12.8 5th Larry Garrett

Non Placers:

100: Marrs 12.7
 400: Ring 58.0 Craig 59.7
 800: Audo 2:15.3
 1600: Ingram 5:09.2
 3200: Walden 11:10 Allen 11:19
 HH: Talbott 17.3 Brower 18.5
 Shot: LeRette 38'0"
 Discus: Rademacker 120 Walters 118
 LJ: Craig 17'0"
 TJ: Craig 35'

Fresh-Soph ICC

SJO 95
 B. H. 72
 George 46

Meet Champions:

HJ 6'0" Brower
 Discus 121'2" Brower -----Holy Cow!!! Freshman Records
 800 2:08.7 Buss -----Meet Records
 HH 16.8 Talbott
 IH 44.5 Goodman
 200 24.3 Talbott
 3200 Relay 9:14.7 Goodman(2:15) Shore(2.25) Audo(2:18.4) Ingram(2:15.4
 1600 Relay 3:56.8 Ring(60.9) Craig(60.7) Goodman(56.7) Buss(58.5)

Other Placers:

HJ 5'0" 4th Jelly
 TJ 36'5" 3rd Craig
 LJ 17'9" 5th Craig
 Discus 100'2" 4th Marrs
 PV 11'0" 2nd Jelly 10'0: Batty
 100 12.2 4th Marrs
 400 60.3 5th Audo
 800 2:10.5 2nd Buss
 1600 4:58.2 2nd Buss 4:58.5 3rd Ingram
 3200 10:51.3 3rd Walden 11:23.9 5th Allen
 400 Relay 49.8 2nd Ring (13.0) Talbott(12.0) Marrs(12.6) Craig(12.3)
 800 Relay 1:42.3 2nd Bolin(26.3) Talbott(12.0) Marrs(12.6) Craig(12.3)

Non Placers

400 62.1 Webb

Top 3

Conference Champions:

SJO 24½
B.H. 49
G.T. 42

IH: 42.4 Neal Garrison
800: 2:09.3 Paul Rudnicke
1600: 4:59.5 Nathan Buss
1600 relay: 3:52.6 Paul Rudnicke, Mel Goodman, Justin Royer, Neal Garrison
3200 relay: 9:26 Mel Goodman, Ryan Ring, Andy Ingram, Nathan Buss

Other Placers:

100: 11.5 3rd Jason Franklin
200: 24.1 Jason Franklin
400: 56.6 2nd Jason Franklin
800: 2:12.7 2nd Nathan Buss
1600: 2nd 5:00 Andy Ingram
3200: 11:04 2nd Rick Walden 11:30 5th Brian Allen
HH: 16.5 4th Matt Talbott
HJ: 5'8" 3rd Dave Lannert 5'6" 5th Tie Daryl Brower
LJ: 19'7" 3rd Dave Lannert 18'10" 4th Justin Royer
TJ: 40'4" 2nd Paul Jacobs
Shot: 42'11" 2nd Tim Wilson
Discus: 111'1" 5th Charlie Walters
400 relay: 47.0 2nd Lannert(12.9), Garrett(11.7), Royer(12.2), Garrison(10.2)
800 relay: 1:40.3 2nd Lannert(26.5), Garrett(23.7), Royer(25.4), Talbott (24.8)

Non Placers:

100: 11.8 Garrett
200: 24.9 Talbott
400: 61.2 Audo
IH: 45.8 Goodman
Shot: 37' LeRette
TJ: 37' Koonce

Top 4:

Monticello	53
Mahomet	40
SJO	38
Georgetown	33

Sectional

State Qualifiers:

2:01.3 800 2nd Paul Rudnicke
 15.6 HH 2nd Neal Garrison
 40.6 IH 3rd Neal Garrison
 1:33.3 800 Rel. 2nd Lannert(24.1) Franklin(23.6) Royer(23.2) Garrison(22.4)
 3:29.8 1600 Rel. 2nd Garrison(53.2) Rudnicke(51.7) Royer(52.7) Franklin(51.9)

Other Placers:

4:56.6 1600 4th Nathan Buss
 10:35.5 3200 4th Rick Walden
 16.1 HH 4th Matt Talbott
 5'10" HJ 4th Daryl Brower
 11'0" PV 4th Jeremy Jelly
 19'10" LJ 5th Dave Lannert
 46'3" Shot 3rd Tim Wilson
 8:30.2 3200 Rel. 3rd Goodman(2:06.1) Ring(2:07.6) Ingram(2:11.9) Buss(2:04.7)
 45.2 1600 Rel. 4th Lannert(11.9) Garrett(10.7) Royer(10.8) Franklin(11.8)

Non Placers:

5'8"	HJ	Dave Lannert	-0-NH	PV	Matt Franklin
19'9"	LJ	Justin Royer	38"11	TJ	Paul Jacobs
40'8"	Shot	Jeff LeRette	2:16.5	800	Ryan Ring
120'10"	Disc	Charlie Walters	96'0"	Disc	Don Rademacher
11.8	100	Larry Garrett	11.9	100	Andy Marrs
23.9	200	Matt Talbott	24.8	200	Daryl Brower
58.9	400	Ryan Craig	58.4	400	Dave Audo
5:10.7	1600	Andy Ingram	11:03.8	3200	Brian Allen

ST. JOSEPH - OGDEN TRACK AND FIELD RECORDS

<u>Event</u>	<u>Name</u>	<u>Performance</u>	<u>Year</u>
100 meters	Bryan Benso	11.0	1986
200 meters	Robbie Ring	22.2	1965
110 m HH	Bryan Benso	14.4	1986
300 m LH (30")	Bryan Benso	37.65 AT	1986
300 m IH (36")	Neal Garrison	39.4	1990
400 m	Brett Benso	50.9	1988
800 m	Arnold Klapperich	1:59	1968
1600 m	Arthur Freeman	4:27.8	1980
3200 m	Arthur Freeman	9:41.3	1980
Shot Put	Keith Pogue	52'1½"	1985
Discus	Mel Reitmeier	149'11"	1989
Long Jump	Ken Waltsgott	23'6"	1986
Triple Jump	Ken Waltsgott	45'1½"	1986
High Jump	Bryan Benso	6'8"	1986
Pole Vault	Dan Franzen	13'¼"	1987
400 m Relay	Bruce Bennett Jason Franklin Justin Royer Dan Harper	44.8	1989
800 m Relay	Bruce Bennett Neal Garrison Mike Johnson Brett Benso	1:33.2	1988
1600 m Relay	Jim LeRette Dave Immke Mark Woller Bryan Benso	3:26.03 AT	1986
3200 m Relay	Rusty Rogiers Bill Simpson Colin Logue Tom Fortune	8:15.6	1982
F-S			
400 m Relay	Chris Mennenga Jason Franklin Dave Lannert Neal Garrison	46.8	1988
F-S 800 m Relay	Lornie Ring Mike Eiskamp Kim Broeker Dean Danner	1:38.6	1969

Event	Name	Performance	Year
F-S 1600 M Relay	Jim LeRette Dave Immke Darren Karrick Bryan Benso	3:41.2	1984
F-S 3200 M Relay	Mel Goodman Ryan Ring Andy Ingram Nathan Buss	8:30.2	1990

Indooe Events

300yd.	Bryan Benso	32.4	1986
60yd.	Steve Welch	6.53	1978
60HH	Bruce Bennett	7.6	1989
600yd.	Dave Immke	1:18.4	1987

AT
Automatic Timing
State Meet

NEW SCHOOL RECORDS:

	EVENT	NAME	NEW RECORD
VARSITY	INTER. HURDLES	NEAL GARRISON	39.4
FRESHMAN	HIGH JUMP	DARYL BROWER	6'0"
	DISCUS	DARYL BROWER	121'2" 1