



1980




TRACK

STATE

CHAMPS



1981



This book is presented by Coach Garrison.

Head Coach: Gary Garrison

Other Coaches: Jim Acklin          Jerry Hewerdine          Mark Murray

Managers: Mikki Richardson      Jessica Fisher      Sara Ozier

Captains: Brian Allen      Daryl Brower

Most Valuable: Daryl Brower

Most Valuable Sophomore : Daton Kaisner

Most Improved: Chad Osterbur

SJO had an unbelievable season! We completed the small meet portion of our season with an incredible 17-0 record for our 21st consecutive winning season. SJO teams under Coach Garrison's direction have a 254-53 record. Our record in the 90's is 68-0. We finished the season with a State Championship!

Best of luck to our seniors---may you always remember that dedication and commitment result in success. May God bless your lives and may your little ones be "Track Hosses."

VARSIITY MVP-DARYL BROWER

1. State qualifier in 4 events
2. State placer: high hurdles, 800 relay and 1600 relay
3. 6'6" high jump (area's best)
4. Sectional champ HJ 6'6" & HH 15.0
5. 627 Varsity Points

SOHOMORE MVP-DATON KAISNER

1. State placer in 1600 relay
2. 5th Varsity ICC 400
3. Sophomore ICC 400 Champ
- 4.. 3rd Area Best Meet
5. 222 Varsity Points

MOST IMPROVED -CHAD OSTERBUR

- |    |                           |                |       |
|----|---------------------------|----------------|-------|
| 1. | 1992                      |                | 1993  |
|    | 36'6"                     | Shot           | 45'4" |
|    | 80'                       | Discus         | 115   |
|    | 12.2                      | 100            | 11.7  |
|    | 2                         | Varsity Points | 103   |
| 2. | Sophomore Shot Record     |                | 45'5" |
| 3. | State Qualifier 400 Relay |                |       |

## Track Team 1993

Seniors

557 Brian Allen \*\*\*\*  
 Fred Bachlund  
 627 Daryl Brower \*\*\*\*  
 242 Ryan Craig \*\*\*\*  
 4 $\frac{1}{2}$  John Dennis  
 529 Dylan Maddox \*\*\*  
 103 Tom Nichols \*\*  
 447 Ryan Ring \*\*\*\*  
 Garth Timoney \*  
 343 Rick Walden \*\*\*\*  
 143 Darrin Kaisner \*

Juniors

Lisle Farnum  
 45 Pat Gegg \*\*\*  
 95 Cory Hinrichs \*\*\*  
 158 $\frac{1}{4}$  Joel Kary \*\*  
 22 Brent Lackey \*\*\*  
 32 Scott Weidner \*\*  
 2 Tim Wells

Sophomores

42 Ryan Buss \*  
 10 Chris Hawk  
 6 Craig Jamison  
 221 $\frac{1}{2}$  Daton Kaisner \*  
 70 $\frac{1}{2}$  Brian Lundquist \*\*  
 28 Scott Mangers \*  
 55 Lucas Marrs \*\*  
 48 Andy Marx \*  
 82 Jim McDannald \*\*  
 66 Wesley Miller \*\*  
 103 Chad Osterbur \*  
 40 Cory Plotner \*  
 34 Tyson Royer \*  
 Mike Weiss  
 115 Bobby White \*\*  
Freshman  
 2 Scott Brown  
 65 Jon Jamison \*  
 3 James Kary  
 9 Jared Rickards  
 18 T.J. Smith \*  
 3 Jason Stearns

-----  
 VARSITY BEST EFFORTS 1993  
 -----

14.8	HH	DARYL BROWER	15.4	DYLAN MADDOX	16.6	BRENT LACKEY	17.0	MARRS
39.4	IH	DYLAN MADDOX	41.1	RYAN CRAIG	43.5	LUCAS MARRS	45.0	KAISNER
*11.1	100	RYAN RING	11.7	CHAD OSTERBUR	11.8	BOB WHITE	12.1	HINRICHS
23.2	200	RYAN RING	23.4	DYLAN MADDOX	23.8	DARYL BROWER	24.0	KAISNER
*50.4	400	RYAN RING	52.7	BRIAN ALLEN	52.9	DATON KAISNER	53.9	HINRICHS
*1:55.4	800	BRIAN ALLEN	1:59.0	JOEL KARY	2:06.6	RICK WALDEN	2:08.5	MCDANNALD
*4:22.9	1600	BRIAN ALLEN	4:31.7	RICK WALDEN	4:37.2	JOEL KARY	4:56.6	MCDANNALD
9:42.0	3200	RICK WALDEN	9:52.7	BRIAN ALLEN	10:16.6	JOEL KARY	10:36.5	WELLS
6'6"	HJ	DARYL BROWER	5'8"	ANDY MARX	5'6"	CHRIS HAWK	5'2"	MILLER
12'0"	PV	TOM NICHOLS	10'6"	PAT GEGG	10'0"	TJ SMITH	9'0"	RICKARDS
19'3"	LJ	ANDY MARX	18'9"	RYAN CRAIG	18'5"	TYSON ROYER	17'10"	BROWER
40'8"	TJ	RYAN CRAIG	37'2"	CHRIS HAWK	36'11"	TYSON ROYER	35'8"	MARX
45'5"	SHOT	CHAD OSTERBUR	44' 1/4	DARYL BROWER	40'9"	RYAN BUSS	39'2"	BROWN
143'4"	DISCUS	DARYL BROWER	132'9"	RYAN BUSS	120'0"	SCOTT BROWN	115'0"	OSTERBUR
44.9	400 RELAY	BOB WHITE, CHAD OSTERBUR, DYLAN MADDOX, RYAN RING						
*1:32.5	800 RELAY	DARRIN KAISNER, RYAN RING, DARYL BROWER, DYLAN MADDOX						
*3:25.5	1600 RELAY	DARYL BROWER, RYAN RING, DATON KAISNER, DYLAN MADDOX						
8:41.3	3200 RELAY	JIM MCDANNALD, JON JAMISON, CORY HINRICHS, CORY PLOTNER						

RELAY SPLITS

100 SPLIT	200 SPLIT	400 SPLIT	800 SPLIT
10.2 MADDOX	22.3 RING	49.7 RING	1:57.7 ALLEN
10.2 OSTERBUR	22.4 BROWER	50.5 MADDOX	2:03.9 KARY
10.4 RING	23.3 LUNDQUIST	51.2 BROWER	2:06.6 WALDEN
11.1 KAISNER	23.4 WHITE	52.0 ALLEN	2:06.7 MCDANNALD
11.1 MILLER	23.4 KAISNER	52.2 D. KAISNER	2:09.6 HINRICHS
11.2 WHITE	23.5 MADDOX	53.6 KAISNER	2:10.7 PLOTNER
11.4 CRAIG	24.0 MILLER	54.1 CRAIG	2:11.9 J. JAMISON

SOPHOMORE BEST EFFORTS 1993

17.0	HH	Lucas Marrs	19.2	James Kary		
43.0	IH	Lucas Marrs	45.2	James Kary	46.7	Ryan Buss
11.7	100	Chad Osterbur	11.8	Bob White	12.3	Daton Kaisner 12.5 Marrs, Buss,
24.0	200	Brian Lundquist	24.2	Wes Miller	24.3	Bob white 24.7 Daton Kaisner
52.9	400	Daton Kaisner	55.7	Tyson Royer	58.1	Chris Hawk 58.3 Andy Marx
2:08.5	800	Jim McDannald	2:15.1	Jon Jamison	2:18.8	Craig Jamison 2:26 Cory Plotner
4:56.5	1600	Jim McDannald	5:14.3	Scott Mangers	5:15	Craig Jamison 5:20.9 Cory Plotner
10:45.9	3200	Jim McDannald	11:06	Jon Jamison	11:11.3	Scott Mangers 11:46 Craig Jamison
5'8"	HJ	Andy Marx	5'6"	Chris Hawk	5'2"	Wes Miller
10'0"	PV	Tim Smith	9'0"	Jared Richards		
37'2"	TJ	Chris Hawk	36'11"	Tyson Royer	35'8"	Andy Marx
19'3"	LJ	Andy Marx	18'5"	Tyson Royer	16'5"	James Kary
45'5"	SHOT	Chad Osterbur	40'9"	Ryan Buss	39'2"	Scott Brown 33'11" Jason Stear
132'9"	DISCUS	Ryan Buss	120'0"	Scott Brown	115'0"	Chad Osterbur 107'9" Jason Stear
46.7	400 RELAY	Wes Miller	Chad Osterbur	Daton Kaisner	Bob White	
1:42.6	800 RELAY	Wes Miller	Chad Osterbur	Andy Marx	Bob White	
3:49.9	1600 RELAY	Lucas Marrs	Joel Kary	Andy Marx	Daton Kaisner	
9:01.9	3200 RELAY	Jim McDannald	Scott Mangers	Cory Plotner	Jon Jamison	

Relay Splits

100 Splits	200 Splits	400 Splits	800 Splits
10.2 Osterbur	23.3 Lundquist	52.2 Kaisner	2:06.7 McDannald
11.1 Miller	23.4 White	55.2 Marrs	2:10.7 Plotner
11.2 White	24.0 Miller	56.7 Royer	2:11.9 J.Jamison
11.5 Marrs	25.3 Kaisner	57.4 Kary	2:18.3 Mangers
11.5 Kaisner	25.4 Royer	57.5 Hawk	2:26.0 C.Jamison
11.6 Lundquist		58.3 Marx	

BIG MEETS

<u>MEET</u>	<u>POINTS</u>	<u>PLACE</u>
Eastern Illinois University (Indoor)	70	1st/30
Illinois State University (Indoor)		1st/36
Prep Best (Indoor)	SJO dominated	
Monticello Varsity Invitational	no team score	
Monticello F-S Invitational		1st/12
Spartan Classic	137½	1st/19
SJO Fresh-Soph Invitational	71½	1st/17
Clinton Carnival	141	1st/15
ICC F-S Conference	163	1st/8
Unity Invitational	100	1st/25
ICC Varsity Conference	200	1st/8
Sectional	144	1st/18
STATE	STATE CHAMPS 34	1st/290

SMALL MEETS

SJO 144	Clinton 67	St. Teresa 22	Deland 23
SJO 119	Tuscola 46	Uni High 18	
SJO 90	Champaign Central 57		
SJO 91	Rantoul 54		
SJO 97	Mahomet Seymour 50		
SJO 157	Bismarck-Henning 60	Villa Grove 35	Fisher 18
SJO 138	North Vermillion 39	Hoopes-E. Lynn 23	Attica 10
SJO 106	Pana 74	Charleston 68	Cumberland 21

VARSIITY INDOOR BEST EFFORTS

Event	Time							
High Hurdles	7.9	Daryl Brower	8.5	Dylan Maddox	8.5	Brent Maddox	9.2	Daren Kaisner
55 m	6.49	Ryan Ring	6.6	Brian Lundquist	6.9	Daren Kaisner	7.0	White, Maddox, Marrs
200 m	24.4	Ryan Ring	24.5	Daryl Brower	24.9	Brian Lundquist	25.9	Cory Hinrichs
300 m	38.6	Ryan Ring	39.1	Daryl Brower	39.2	Brian Lundquist	39.3	Daton Kaisner
400 m	55.3	Dylan Maddox	55.8	Ryan Ring	56.6	Cory Hinrichs	56.7	Tyson Royer
600 m	1:27.9	Brian Allen	1:32.6	Joel Kary	1:34.5	Jim McDannald	1:37	Cory Hinrichs
800 m	1:56.6	Brian Allen	2:01	Joel Kary	2:29.6	Jon Jamison		
1600	4:30.1	Brian Allen	4:35.7	Rick Walden	4:56.4	Joel Kary	5:10.8	Jim McDannald
3200	9:56	Rick Walden	11:11.3	Scott Mangers				
High Jump	6'5"	Daryl Brower	5'2"	Wes Miller				
Triple Jump	38'3"	Ryan Craig	35'0"	Tim Wells	33'11"	Tyson Royer		
Pole Vault	11'6"	Tom Nichols	10'6"	Pat Gegg				
Long Jump	18'3"	Tyson Royer	17'0"	Ryan Craig	17'5"	Andy Marx	16'5"	James Kary
Shot	44'½"	Daryl Brower	42'3"	Chad Osterbur	38'0"	Scott Brown	36'3"	Ryan Buss
1600 Relay	3:33.6	Brower, Ring, D. Kaisner, Maddox						
800 Relay	1:35.9	Lundquist, Ring, Maddox, Craig						
3200 Relay	8:42.3	Kary, McDannald, Hinrichs, Walden						
<u>RELAY SPLITS</u>								
	800 Relay		1600 Relay			3200 Relay		
23.5	Ryan Ring		52.4	Dylan Maddox		1:57.7	Brian Allen	
24.0	Daryl Brower		53.3	Ryan Ring		2:03.9	Joel Kary	
24.3	Brian Lundquist		53.7	Daryl Brower		2:10.0	Jim McDannald	
24.6	Ryan Craig		54.2	Daton Kaisner		2:15.4	Cory Hinrichs	
25.4	Wes Miller		58.1	Daren Kaisner		2:20.6	Scott Mangers	
	Cory Hinrichs		58.8	Ryan Craig		2:23.0	Cory Plotner	
	Daton Kaisner		59.1	Cory Hinrichs				
	Tyson Royer							

Eastern Illinois  
Indoor Invitational

SJO scored 70pts. to win  
the 30 team meet.  
(2nd place GT had 61pts)

Meet Champions:

HJ 6'4" Daryl Brower  
HH 8.1 Daryl Brower  
880 2:01.2 Brian Allen  
880 Relay 1:38.7 Brian Lundquist (24.5) Ryan Ring (24.2)  
Dylan Maddox (24.8) Ryan Craig (24.8)  
Mile Relay 3:40.1 Daryl Brower (55.5) Ryan Ring (55.0)  
Dayton Kaisner (55.4) Dylan Maddox (54.0)

Wow!

Other Placers:

2 Mile 2nd 10:08.5 Rick Walden  
Mile 3rd 4:38.0 Brian Allen  
880 yd 5th 2:06.2 Joel Kary  
60 yd 5th 6.75 Brian Lundquist  
PV 6th 11'6" Tom Nichols  
TJ 6th 38'3" Ryan Craig

Non-Placers:

PV 10'6" Pat Gegg  
LJ 16'1" Ryan Craig  
2 Mile Relay 9:12.9 Jim McDannald (2:16.0) Corey Plotner (2:24.4)  
Scott Mangers (2:21.8) Joel Kary (2:10.4)  
440 56.9 Cory Hinrichs

SJO Wins  
SJO Wins  
SJO Wins

Illinois STATE Indoor

No team score, but SJO dominated the 36 Team meet!!!!!!!!!!

Holy cow!

Meet Champions:

HJ 6'5" Daryl Brower  
1600 4:35.0 Brian Allen  
3200 Relay 8:42.0 Joel Kary (2:03.9) Jim McDannald(2:12.4) Cory Hinrichs(2:15.4)  
Rick Walden(2:10.1)  
800 Relay 1:36.8 Brian Lundquist(24.5) Ryan Ring(23.5) Daryl Brower(24.0) Ryan Craig(24.8)  
1600 Relay 3:37.0 Daryl Brower(55.0) Ryan Ring(54.3) Dayton Kaisner(54.4) Dylan Maddox(53.6)  
Medley Relay 3:42.3 Dylan Maddox(53.6) Wes Miller(25.4) Lucas Marrs(25.5) Brian Allen(1:57.0)

Other Placers:

PV 10'6" 3rd Tom Nichols  
55 6.49 2nd Ryan Ring 6.55 4th Brian Lundquist  
1600 4:35.7 2nd Rick Walden  
HH 7.9 2nd Daryl Brower

Other Efforts:

LJ 17'10" Ryan Craig TJ 38'0" Ryan Craig  
HH 8.5 Brent Lackey 17'7" Tyson Royer  
shot 42'3" Chad Osterbur PV NH Pat Gegg



Indoor Prep Best Meet

No team score, but SJO DOMINATED!!!!!!

HOLY COW!!!!

Meet Champions:

HJ 6'4" Daryl Brower  
800 1:56.97 \*\*Brian Allen\*\* School Record  
3200 9:58.74 Rick Walden  
800 Relay 1:35.90 Brian Lundquist, Ryan Ring, Dylan Maddox, Ryan Craig  
1600 Relay 3:33.82 \*\*Daryl Brower(53.7), Ryan Ring(53.3), Daton Kaisner(54.2),  
Dylan Maddox(52.4)

Other Placers:

55 4th 6.89 Ryan Ring 5th 6.94 Brain Lundquist  
HH 5th 8.31 Daryl Brower  
800 2nd 2:01.06 Joel Kary  
1600 2nd 4:30.06 Brian Allen 4th 4:36.33 Rick Walden

Other Efforts:

PV 11'6" Tom Nichols

(All times are automatic)

NEW SCHOOL RECORDS

100 11.0 Ryan Ring  
400 50.4 Ryan Ring  
800 1:55.4 Brian Allen  
1600 4:22.9 Brian Allen  
800 Relay 1:32.5 Darrin Kaisner  
Ryan Ring  
Daryl Brower  
Dylan Maddox  
1600 Relay 3:25.5 Daryl Brower  
Ryan Ring  
Daton Kaisner  
Dylan Maddox

SOPHOMORE RECORD

Shot 45.5 Chad Osterbur

Team Scores: SJO 144 Clinton 67 St. T 22 DW 23

EVENT	Winning Time/Height Distance	1st place	2nd place	3rd place	4th place	5th place
High Jump	5'10"	SJO Brower	5'8" CL NICHOLS	5'4" SJO MARX	5'2" SJO HAWK	CL PARSON
Long Jump	19'3"	ST Hayes	18'1.5" CL IJAMS	18'1" SJO CRAIG	17'7.5" CL CONNELLY	17'0" ST LAWSON
Triple Jump	39'0"	DW Goble	38'3" CL Kelly	37'6" SJO Craig	36'9" ST King	35'1" SJO Marx
Pole Vault	11'6"	SJO Nichols	10'0" SJO Gegg	7'0" SJO Rickards		
Discus	123'0"	CL Brady	115'5" SJO Buss	96'4" ST Urbanawicz	92'1" SJO Wells	89'8" CL Brady
Shot	40'8"	SJO Osterbur	39'2" CL Keane	37'4" ST Stoneberg	32'5" CL Parson	35'2" CL Nichols
High Hurdles	15.4	SJO Brower	16.5 SJO Maddox	17.0 SJO Lackey	17.82 CL Daniels	19.59 CL Korlitz
Inter Hurdles	43.4	SJO MADDOX	45.8 SJO Lackey	47.54 CL Korlitz	47.69 CL Ijams	49.7 SJO Kary
100	11.6	SJO RING	11.55 ST Hayes	11.9 SJO Osterbur	11.83 DW Uden	12.1 SJO Hinrichs
200	24.0	SJO LUNDQUIST	24.2 SJO Brower	24.11 DW Uden	25.05 ST Lawson	25.5 SJO D.Kalsner
400	53.5	SJO ALLEN	56.6 SJO D. KAISNER	57.2 CL MAGY	59.0 DW WOOLUMS	59.5 SJO ROYER
800	2:09.21	CLINTON MEARIDA	2:09.2 CL ALEXANDER	2:10.5 SJO KARY	2:26.5 SJO MCDANNALD	2:26.7 CL KILLIAN
1600	4:44	CLINTON ALEXANDER	4:47 SJO WALDEN	5:06 SJO KARY	5:26 DW PORTER	5:27 SJO MANGERS
3200	10:47	SJO ALLEN	10:59 CL LACROIX	11:01 CL NAUMAN	11:21 SJO WEIDNER	11:22 ST MORRISON
400 Relay	48.22	SJO LUNDQUIST(12.8)	CL 48.43 MILLER(12.0)	MADDOX(11.7)	CRAIG(1	
800 Relay	1:37.5	SJO LUNDQUIST(24.3)	DW 1:43.36 RING(23.6)	BROWER(25.0)	HINRICHSA	
1600 Relay	3:53	SJO HINRICHS(55.3)	DW 4:17 RING(60.2)	ROYER(61.8)	MADDOX(55.	
3200 Relay	10:21	SJO PLOTNER(2:26.9)	DENNIS(2:40.8)	J. JAMISON(2:45.9)		

Team Scores: SJO 119 TUSCOLA 46 UNI. HIGH 18

EVENT	Winning Time/Height Distance	1st place	2nd place	3rd place	4th place	5th place
High Jump	5'10"	SJO Brower	5'8" TUS Daniel	5'6" TUS Wakefield	5'0" SJO Marx	
Long Jump	18'2"	Tuscola Ludwig	18'2" SJO Craig	17'10" Voyles	17'8" Royea	
Triple Jump	38'11"	SJO Craig	36'3" TUS Rundle	35'8" SJO Marx	35'7" SJO Royer	33'5" SJO Wells
Pole Vault	10'6"	SJO Nichols	10'0" SJO Gegg	7'0" SJO Rickards	7'0" SJO Smith	
Discus	133'9"	SJO Brower	127'2" TUS Barnett	127'0" SJO Buss	199'9" Hettinger	99'0" SJO Wells
Shot	53'5"	Tuscola Hettinger	47'9" TUS Barnett	42'2" SJO Osterbur	38'4" Jones	37'0" SJO Buss
High Hurdles	15.8	SJO Brower	16.4 SJO Maddox	16.5 TUS Daniel	22.2 TUS Boyle	
Inter Hurdles	41.6	SJO Maddox	43.7 SJO Craig	44.66 TUS Daniel	47.9 UNI O'Conner	48.0 SJO Kary
100	11.4	SJO Ring	11.8 UNI Raurchenburger	12.16 TUS	12.2 SJO White	
200	24.2	SJO Ring	25.2 SJO White	26.35 TUS Ludwig	26.7 SJO Wells	
400	52.3	SJO Ring	53.3 SJO Allen	55.0 SJO Kalsner	55.1 UNI Rauschenberg	
800	2:17	SJO Walden	SCL	2:24.03 TUS Houstman	2:24.2 SJO J.Jamison	
1600	4:48.2	SJO Walden	4:59.2 SJO Kary	5:01.9 UNI Smith	5:08.4 UNI Hopkins	
3200	10:19.3	SJO Allen	10:32.9 SJO Kary	10:43 UNI Jassime	10:48.18 TUS Tarantino	11:11 SJO Weidner
400 Relay	47.4	SJO Lundquist(?) Maddox (12.1)	49.7 TUS Hinrichs(?) Craig (11.4)			
800 Relay	1:37.5	SJO Lundquist (24.0) Brower (24.6)	1:55.5 TUS Hinrichs (25.2) Miller (25.5)			
1600 Relay	3:41.3	SJO Hinrichs (54.9) Marrs (57.2)	3:56 UNI Allen (54.7) Maddox (54.3)			
3200 Relay	9:26.08	Uni. High	9:38.5 SJO Plotner(2:25.4), C.Jamison (2:28), McDannald(2:11.9)			

Team Score

SJO 91

RANTOUL 54

EVENT	Winning Time/Height Distance	1st place	2nd place	3rd place	4th place	5th place
High Jump	6'6"	BROWER	Roberts Rantoul	Rhodes Rantoul		
Long Jump	19'11"	Rich Rantoul	18'7" CRAIG	18'2" ROYER		
Triple Jump	42'2"	Rhodes Rantoul	39'11" CRAIG	37'3.5" Cummings Rantoul		
Pole Vault	11'0"	NICHOLS	9'0" GEGG	7'0" SMITH		
Discus	137'3"	Johnson Rantoul	129'9" BUSS	107'6" STEARNS		
Shot	38'5"	BUSS	37'1" R Little	37'6" OSTERBUR		
High Hurdles	15.3	BROWER	15.9 MADDOX	Rantoul		
Inter Hurdles	40.5	MADDOX	43.7 CRAIG	45.2 J. KARY		
100	11.4	Rantoul	11.5 RING	Rantoul		
200	23.2	RING	Rantoul	24.8 KAISNER		
400	RANTOUL		54.7 D. KAISNER	Rantoul		
800	2:02.5	ALLEN	Fox Rantoul	2:10.1 KARY		
1600	4:51.5	ALLEN	4:51.5 WALDEN	4:56.8 MCDANNALD		
3200	10:00.8	WALDEN	Weitkamp Rantoul	10:50.4 WEIDNER		
400 Relay	44.82	Rantoul	45.02 Ring(10.7) Maddox(11.4) Kalsner(11.4) Lundquist(11.6)			
800 Relay	1:33.6	SJO Lundquist(23.3) Ring(23.1) Brower(23.3) Kaisner(24.0)				
1600 Relay	3:32.6	SJO Brower(53.5) D. Kaisner(52.8) Marrs(55.2) Maddox(50.9)				
3200 Relay	RANTOUL	Rantoul	8:59.9 McDannald(2:13) Mangers(2:22.7) J. Jamison(2:18) Kary(2:05.1)			

Team Scor SJO 90 CENTRAL 57

EVENT	Winning Time/Height Distance	1st place	2nd place	3rd place	4th place	5th place
High Jump	6'6"	SJO BROWER	5'6" SJO HAWK	5'2" SJO/CEN MARX/RENOLDS		
Long Jump	18'7"	SJO CRAIG	18'3" CEN McGEE	18'2" SJO ROYER		
Triple Jump	40'8"	CEN McGEE	39'1" SJO CRAIG	36'1" SJO ROYER		
Pole Vault	11'	SJO NICHOLS	9'0" SJO GEGG	7' CEN BLIXEN		
Discus	132'8"	CEN WISE	129'9" SJO BUSS	107'6" SJO STERNS	102 SJO WELLS	
Shot	38'5"	SJO BUSS	38'4" CEN WISE	37'7" CEN WINTERS	33'0" SJO STEARNS	
High Hurdles	15.3	SJO BROWER	15.9 SJO MADDOX	17.9 CEN McGEE	17.9 SJO MARRS	
Inter Hurdles	40.5	SJO MADDOX	43.7 SJO CRAIG	44.9 CEN	45.2 SJO J. KARY	46.8 SJO MARRS
100	11.33	CEN CARTMILL	11.5 SJO RING	? CEN BROWN	12.5 SJO OSTERBUR	12.9 SJO MILLER
200	23.2	SJO RING	? CEN	CEN	26.9 SJO HAWK	26.7 SJO J. KARY
400	53.15	CENTRAL	54.7 SJO D. KAISNER	54.8 CEN	58.1 SJO HAWK	62.7 SJO FARNUM
800	2:02.5	SJO ALLEN	2:10.1 SJO KARY	CENTRAL		
1600	4:51.5	SJO ALLEN	4:51.5 SJO WALDEN	4:56.8 SJO MCDANNALD	5:13 SJO MANGERS	5:15 SJO J. JAMISON
3200	10:00.8	SJO WALDEN	10:28 CEN	CENTRAL	11:46 SJO C. JAMISON	
400 Relay	44.1	CENTRAL	45.0 SJO			
800 Relay	1:33.0	CENTRAL	1:33.6 SJO			
1600 Relay	3:32.0	CENTRAL	3:32.6 SJO			
3200 Relay	8:59.9	SJO McDANNALD (2:13)	9:37.4 CENT MANGERS (2:22)	J. JAMISON (2:18)		

Monticello Invitational

Meet Champions:

HJ	6'4"	Daryl Brower
HH	15.5	Daryl Brower
IH	41.0	Dylan Maddox
3200	9:55.1	Rick Walden
400	53.7	Daton Kaisner
400 Relay	45.4	White, Ring, Maddox, Kaisner
800 Relay	1:35.4	White(24.7), Ring(23.1), Brower(23.4), Kaisner(24.1)
1600 Relay	3:33.1	Brower(53.0), Ring(53.2), D.Kaisner(55.5), Maddox(51.9)

Other Placers:

LJ	18'9"	8th	Craig
TJ	39'1"	2nd	Craig , 35'11" 8th Royer
HH	16.5	3rd	Maddox, 17.8 6th Marrs
100	11.5	2nd	Ring
400	56.9	5th	Royer
IH	43.1	5th	Craig , 45.2 7th Marrs
200	25.0	4th	White , 25.7 7th Miller
3200 Relay	9:14.3	4th	McDannald(2:13.9), Plotner(2:19.5), Mangers(2:18.3), J. Jamison(2:22.7)

Other Efforts:

HJ	5'6"	Hawk	5'4"	Marx
SHOT	40'5"	Osterbur	38'11"	Buss 35'9" Brown
DISCUS	122'1"	Buss	101'	Brown 95'9" Stearns
100	12.3	Osterbur	12.5	Miller
400	59.9	Hawk		
200	25.0	Kaisner		
LJ	18'3"	Royer	17'8"	Marx
3200	12:06	C. Jamison		
800	2:14.2	McDannald		
1600	5:14.3	Mangers		

Team Score		SJO 97	Mahomet 50			
EVENT	Winning Time/Height Distance	1st place	2nd place	3rd place	4th place	5th place
High Jump	5'10"	Estes Mahomet	5'4" MS Williams	5'4" MS Jones	5'2" SJO MARX	
Long Jump	17'11 3/4"	Thomason Mahomet	17'9 1/4" CRAIG	SJ 17'9" SJO MARX	17'9" MS Jones	
Triple Jump	39'4"	Jones Mahomet	38'7" SJO CRAIG	36'7" MS Thomason	34'8" SJO WELLS	34'1" SJO MARX
Pole Vault	13'0"	Williams Mahomet	12'0" MS Clark	11'6" MS Vaux	11'0" SJO NICHOLS	9'6" SJO GEGG
Discus	143'4"	BROWER	123'9 1/2" MS Holderer	123'2 SJO Buss		
Shot	43'10"	Holder Mahomet	43'7" MS Willard	40'8.5 MS Skeats		
High Hurdles	15.6	BROWER	16.0 SJO Maddox	16.5 MS Coad	17.3 SJO Marrs	19.4 SJO Kary
Inter Hurdles	40.3	MADDOX	42.1 SJO Craig	43.5 SJO Marrs		
100	11.5	RING	12.1 SJO Osterbur	12.3 SJO D. Kaisner	12.6 SJO Miller	
200	23.4	MADDOX	23.8 SJO Maddox	24.6 SJO White		
400	52.8	RING	53.6 MS Coad	58.8 SJO Royer	59.4 SJO Hawk	
800	2:10.5	WALDEN	2:17.3 MS Jesso	2:21.2 SJO Weidner		
1600	4:39.7	WALDEN	4:42.5 SJO Kary	4:51.6 MS Arbuckle	5:15.5 SJO Mc/D	
3200	9:49.1	WALDEN	10:16.6 SJO Kary	11:06.4 SJO Jamison	11:27.3 SJO Mangers	
400 Relay	46.8	SJO White(17.1), D.Kaisner(11.5) Maddox(11.5), Kaisner(11.2)			48.6 SJO Royer, Osterbur Marrs, Miller	48.6 M-S
800 Relay	1:37.1	White(25.2), D. Kaisner(24.3) Brower(24.2), Kaisner(23.4)			1:42.3 M-S	
1600 Relay	3:37	Marrs(56.7), Craig(54.4) Kaisner(54.2), Ring(52.4)			3:43 M-S	
3200 Relay	9:24.3	Weidner(2:21.8), Plotner(2:19.1) McDannald(2:17.1), C. Jamison(2:26)			9:40.4 M-S	

Team ScorSJO 156 1/2 Bismark 60 Villa G 35 Fisher 18 1/2

EVENT	Winning Time/Height Distance	1st place	2nd place	3rd place	4th place	5th place
High Jump	6'2"	BROWER	5'8" B-H Hearnly	5'8" F DeGraft		
Long Jump	18'3 1/2"	Degrift F	18' 1/2" CRAIG	17'11" MARX	17'6 1/4" ROYER	17'0" B-H Clapp
Triple Jump	38'11"	Hearnly B-H	38'10 1/2" CRAIG	37'8 1/2" Volpert	BH37'1 1/2" Nelson	BH 36'8" HAWK
Pole Vault	12'0"	NICHOLS	9'6" GEGG	? B-H Schwartzkopf	9'6" B-H Brown	8'6" RICKARDS
Discus	131'0"	May F	127'5" VG Johnson, A	123'11" BUSS	117'3" B-H Johnson, E	107'9" STEARNS
Shot	48'2"	Johnson A VG	42'6" OSTEBUR	40'9" B-H Hanter	39'11" BUSS	37'7" BROWN
High Hurdles	15.46	BROWER	16.01 MADDOX	17.09 MARRS	17.2 B-H Nelson	17.3 LACKEY
Inter Hurdles	41.33	MADDOX	43.08 CRAIG	44.03 MARRS	45.41 LACKEY	46.27 B-H King
100	11.47	RING	11.62 VG Cooper	11.95 VG Norris	12.04 OSTEBUR	12.16 WHITE
200	23.59	RING	23.6 VG Cooper	24.73 B-H Johnson	24.80 WHITE	25.96 B-H Nanstadt
400	51.03	Cooper	52.0 RING	53.89 KAISNER, D	57.64 B-H Johnson	57.95 VG Horein
800	1:58.34	ALLEN	2:06.7 KARY	2:15.14 VG Eisenmenger	2:19.45 B-H Schroeder	2:20.96 Jamison, J
1600	4:35.29	ALLEN	4:48.52 WALDEN	5:00.31 MCDANNALD	5:05.5 B-H Gorden	5:06.39 MANGERS
3200	9:48.0	WALDEN	10:57.0 SJO WEIDNER	11:05.88 B-H SEATON	11:22.53 B-H HISER	11:31.41 SJO PLOTNER
400 Relay	47.37	SJO WHITE D.	49.49 B-H KAISNER MADDOX	49:74 FISHER KAISNER		
800 Relay	1:38.37	SJO WHITE MILLER	1:49.14 B-H BROWER KAISNER	1:50.5 VG		
1600 Relay	3:34.28	SJO BROWER 54.0	4:00.38 B-H D.KAISNER 54.4	4:14.36 VG KAISNER 54.3		1.8
3200 Relay	9:00.01	SJO MCDANNALD	9:08.73 B-H J.JAMISON	MANGERS 2:19.5	KARY 2:06.6	



Team Score SJO 137 1/2 N. Vermillion 39 HEL 22.5 Attica 10

EVENT	Winning Time/Height Distance	1st place	2nd place	3rd place	4th place	5th place
High Jump	5'6"	MARX	5'6" NV Naylor	5'4" HAWK	5'2" HEL Cloud	5'0" BUSS
Long Jump	17'10"	BROWER	17'6" HEL Martinez	17'5" NV Naylor	17'3" MARX	17'0" CRAIG
Triple Jump	_____					
Pole Vault	11'0"	NICHOLS	10'6" NV Satterfield	9'0" RICKARDS	9'0" GEGG	9'0" SMITH
Discus	_____					
Shot	42'10"	BROWER	40'2" OSTEBUR	38'10 1/4" BUSS	37'3 3/4" H Robles	35'9" BROWN
High Hurdles	15.94	BROWER	16.25 MADDOX	17.13 LACKEY	17.50 HEL Betka	17.97 MARRS
Inter Hurdles	41.9	CRAIG	43.4 MARRS	44.1 LACKEY	44.2 NV Naylor	45.5 KARY
100	11.56	RING	11.7 AH Jones	11.8 NV Craft	11.9 HEL Robles	12.1 OSTEBUR
200	23.7	MADDOX	23.85 AH L. Jones	23.85 BROWER	24.67 D. KAISNER	24.77 NV Craft
400	51.46	RING	54.96 KAISNER	55.31 MADDOX	55.66 ROYER	56.13 NV Eades
800	2:06.6	WALDEN	2:15.13 JAMISON	2:15.38 NV Hollingsworth	2:18.4 HEL Frederick	2:24.5 NV Maxfield
1600	4:33.9	ALLEN	4:56.61 NV Hollingsworth	4:58.4 WIEDNER	5:03.6 NV Baker	5:03.7 HEL B. Brown
3200	10:29.6	KARY	10:46.1 MCDANNALD	10:48.9 NV Baker	11:15.8 PLOTNER	13:25.1 HEL Fouler
400 Relay	47.33	SJO	48.06 NV	48.14 HEL		
		MILLER, OSTEBUR, D. KAISNER, MARRS				
800 Relay	_____					
1600 Relay	3:23.3	SJO #1	3:32.4 SJO #2	3:52.63 HEL		
		SJO #1 CRAIG (54.1)	D. KAISNER (52.8)	KAISNER (54.6)	RING (50.6)	
		SJO #2 MARRS (57.4)	ALLEN (52.4)	BROWER (52.1)	MADDOX (50.5)	

FRESH-SOPH ICC

SJO won easily scoring 163 points. Bismarck was 2nd with 103.  
\* indicates meet record.

Meet Champions:

\*400 54.3 Daton Kaisner  
1600 5:12.4 Jim McDannald  
3200 Relay 9:38 J. Jamison(2:19), Plotner(2:25), C. Jamison(2:30), McDannald(2:22.9)  
400 Relay 47.6 Miller(13.7), Osterbur(11.0), Kaisner(11.7), White(11.2)  
300 Relay 1:44.2 Miller(26.6), Osterbur, Hawk, White  
1600 Relay 3:55.8 Royer(58.9), Hawk(59.5), Marx(61.7), Kaisner(55.7)

Other Places

HJ 5'6" 2nd Andy Marx  
LJ 17'6" 3rd Andy Marx, 4th Tyson Royer  
TJ 35'9" Tyson Royer-4th  
SHOT 41'1" 2nd Chad Osterbur, 39'3" Ryan Buss  
DISCUS 120'7" 3rd Ryan Buss, Scoot Brown-4th  
100 11.8 2nd Chad Osterbur, 3rd Bob White  
200 24.2 2nd Wes Miller  
IH 46.7 Ryan Buss  
800 2:21.6 2nd Jamison, 4th Cory Plotner  
3200 11:58.9 3rd Scott Mangers, Craig Jamison

Other Efforts

400 57.3 Tyson Royer  
200 24.9 Bob White

FRESH-SOPH MONTICELLO INV.

Meet Champions:

9th Shot: 39'2" Scott Brown  
10th Shot:  
9th Discus: 114'10" Scott Brown  
10th Discus:  
10th HH: 17.0 Lucas Marrs  
10th 400: 54.1 Daton Kaisner  
10th 1600: 5:08.5 Jim McDannald  
400 Relay: 47.6 Miller(11.7), Osterbur(11.4), Kaisner(11.9), Marrs(12.6)  
1600 Relay: 3:49.9 Miller(57.1), Kary(57.4), Marx(60.1), Kaisner(55.2)

OTHER PLACES

9th Shot: 33'6" 5th Jason Stearns  
10th Shot: 40'3" 4th Chad Osterbur, 39'4" Ryan Buss  
10th Discus: 132'9" 2nd Ryan Buss  
9th Discus: 100'8" 3rd Jason Stearns  
TJ 37'2" 3rd Chris Hawk, 36'11" 5th Tyson Royer  
10th 100: 11.9 5th Chad Osterbur  
10th 200: 26.4 3rd Wes Miller  
9th 800: 2:23.6 3rd Jon Jamison  
9th 1600: 5:24.3 2nd Jon Jamison  
IH 44.8 2nd Lucas Marrs  
9th HH: 19.5 4th James Kary

OTHER EFFORTS:

1600: 5:35 Plotner  
HJ 5'6" Chris Hawk, 5'4" Andy Marx  
PV 8'0" Jared Richards, T.J. Smith  
LJ 18'4" Tyson Royer, Andy Marx  
IH 48.2 Kary  
Discus 115' Chad Osterbur  
100 12.5 Ryan Buss, 12.7 Jared Rickards  
400 60 T.J. Smith

SPARTAN CLASSIC

top 3 teams  
SJO 138  
GRF 115  
PBL 45

Meet Champions

800	1:58.7	Brian Allen	
1600	4:27.7	Brian Allen**	
HH	15.7	Dylan Maddox	HOLY COW!
IH	40.7	Dylan Maddox	
100	11.4	Ryan Ring	
200	23.3	Ryan Ring	
FS-HH	17.3	Lucas Marrs	
FS-400	54.1	Daton Kaisner	
400 Relay	45.4	White (12.1), Ring(10.5), Maddox (11.2), Kaisner(11.5)	
800 Relay	1:36.3	Hinrichs(25.1), Ring(23.3), Brower(23.1), Kasiner(24.7)	
1600 Relay	3:34.8	Brower(53.2), Craig(54.7), D. Kasiner(53.9), Maddox(53.1)	

Other Places

PV	10'6"	5th Tom Nichols	HJ	6'4"	2nd Daryl Brower
	9'6"	6th Pat Gegg			
TJ	40'3"	4th Ryan Craig	100	11.9	6th Chad Osterbur
DISCUS	133'3"	6th Daryl Brower	800	2:04.3	4th Joel Kary
3200	9:46.2	2nd Rick Walden	IH	42.8	3rd Ryan Craig
FS-400	56.3	4th Tyson Royer	FS-1600	4:57.2	3rd Jim McDannald
1600	4:40.9	5th Rick Walden	FS-200	25.4	5th Bob White
200	25.1	5th Daren Kaisner			
FS-400 RELAY	47.0	2nd Miller(12.3), Osterbur(11.3), D. Kaisner(11.9), Marrs(11.5)			
3200 RELAY	8:53.3	3rd McDannald(2:12.4), J.Jamison(2:15.9), Mangers(2:19.3), Kary(2:05.7)			

Now Place:

Shot	43'10"	Osterbur	Discus	115'9"	Buss
	39'11"	Buss			
HH	17.9	Lackey	3200	10:57.2	Weidner
200	25.5	White	1600	5:13.6	Mangers
400	57.5	Lackey			
LJ	18'4"	Marx			
	58.0	Marrs			
TJ	35'6"	Hawk			

Team Score	SJO 106	PANA 74	CHAR. 68	CUMB. 21		
EVENT	Winning Time/Height Distance	1st place	2nd place	3rd place	4th place	5th place
High Jump	6'2"	BROWER	Peters 5'8" Cumb.	Hallet 5'6" Cumb.	Marx 5'4"/Ho SJO/Pana	
Long Jump	18'10.5"	Murphy	Jones 18'4" Pana	Hallet 18'2" Cumb.	Marx 17'11" SJO	Royer 17'3" SJO
Triple Jump	39'2.1/4"	CRAIG	MyCgh 37'2" Char.	Royer 36'0" SJO	Lewis 35'11" Char.	Hawk 35'6" SJO
Pole Vault	13'0"	Hadaski	Spear 12'0" Char.	Gegg 10'6" SJO	Smith 10'0" SJO	Lees 9'0" Pana
Discus	131'7"	Cothorn	Markham 119'5" Pana	Flemming 118'6" Char.	Buss 117'10" SJO	Herbord 110' Pana
Shot	45'2"	Cothorn	Herbord 43'11" Pana	Dohoo 41'6" Char.	Osterbur 41'5" SJO	Flemming 41'3"
High Hurdles	15.44	Pfeiffer	Jones 15.49 Pana	Maddox 15.6 SJO	Hulhaise 16.1 Pana	Lackey 17.2 SJO
Inter Hurdles	42.14	MADDOX	Craig 43.1 SJO	Pfeiffer 44.3 Char.	Holthais 44.9 Pana	Lackey 45.7 SJO
100	11.1	RING	Barnes 11.6 Pana	Varju 11.66 Char.	Osterbur 12.2 SJO	Beever 12.24 Char.
200	23.89	MADDOX	Barnes 24.4 Pana	Varju 24.6 Cumb.	Osterbur 24.9 SJO	Murphy 24.97
400	51.6	RING	Barnes 52.18 Pana	Allen 52.71 SJO	Skeiffer 52.86 Char.	Kieffer 56.48
800	2:12.14	Hood	Everrett 2:12.5 Ch.	Biggrove 2:15.5 Ch.	Layton 2:17.3 Cu.	Plotner 2:17.6 SJO
1600	4:36.36	WALDEN	Kary 4:37.2 SJO	Weidner 5:05.6 SJO	Ethridge 5:07.9 Ch.	Hart 5:10.4 Ch.
3200	9:52.72	ALLEN	Quinn 11:19.8 Ch.	Spannagel 11:21.8 Ch.	Peters 11:50.5 Ch.	Willenburg 12:31.1 Ch.
400 Relay	45.70	SJO	Pana 47.18	Charleston 48.1	White 12.4, Ring 10.5, Maddox 11.2, Kalsner 11.5	
800 Relay	1:37.90	SJO	Charleston 1:40.4	Pana 1:46.6	White 25.0, Hinrichs 25.6, Brower 23.3, Kalsner 24.2	
1600 Relay	3:36.24	SJO	Pana 3:45.8	Charleston 3:49.7	Hinrichs 55.8, Allen 52.1 D. Kalsner 53.7, Ring 54.6	
3200 Relay	8:38.31	SJO	Pana 8:48.8	WALDEN 2:07.4, WEIDNER 2:16.6 J. JAMISON 2:16.5, MCDANNALD 2:17.6		

Clinton Carnival

15 teams ( top 3 )

SJO 131

Clinton 61½

Normal U-H 68

\* meet record

Meet Champions:

HH 15.5 Dylan Maddox  
 IH 40.2 Dylan Maddox  
 \*800 1:56.7 Brian Allen  
 \*1600 4:22.9 Brain Allen  
 3200 9:52.2 Rick Walden  
 800 Relay 1:35.8 Maddox(23.5), Hinrichs(24.9), Brower(23.9), Kaisner(24.3)  
 HJ 6'4" Daryl Brower  
 PV 11'0" Tom Nichols

Other Places:

HH 16.7 5th Brent Lackey  
 IH 42.2 3rd Ryan Craig  
 400 53.6 2nd Daton Kaisner  
 1600 4:34.3 3rd Rick Walden  
 PV 9'0" 2nd T.J. Smith  
 TJ 38'2" 2nd Ryan Craig  
 Shot 43'10" 5th Chad Osterbur

3200 Relay 9:01.9 McDannald(2:09.9), Mangers  
 3rd (2:21), Plotner(2:15.9),  
 J. Jamison(2:15.1)  
 400 Relay 47.0 3rd White(12.0), Hinrichs(12.2)  
 D. Kaisner(11.6), Kaisner(11.3)  
 1600 Relay 3:33.7 2nd Brower(53.4), Hinrichs(24.0)  
 Kaisner(53.6), Maddox(52.0)

Other Places

Shot 40'9" Ryan Buss  
 HJ 5'6" Chris Hawk  
 3200 10:52.5 Scott Weidner  
 200 24.7/24.6 Ryan Craig  
 400 57.4 Tyson Royer

LJ 16'5" Tyson Royer 16'4" Andy Marx  
 Discus 115' Ryan Buss  
 100 11.9/11.8 Chad Osterbur  
 25.0/24.5 Daren Kaisner  
 800 2:08.5 Jim McDannald

SJO FRESH-SOPH MEET

17 teams (top 3)

SJO 71½  
 GRF 64  
 M.S. 42

Other Places

TJ 36'4" 4th Chris Hawk  
 LJ 18'3" 4th Andy Marx  
 PV 10'0" 4th T.J. Smith  
 Shot 43'3" 3rd Chad Osterbur  
 100 11.9 4th Chad Osterbur  
 200 25.1 5th Bob White  
 400 54.8 2nd Daton Kasiner, 57.0 3rd Tyson Royer  
 800 2:19.5 4th Jon Jamison, 2:20.9 5th Cory Plotner  
 1600 4:56.5 2nd Jim McDannald, 5:18.5 3rd Scott Mangers  
 IH 48.0 3rd James Kary  
 400 Relay 47.8 2nd Miller(12.8), Osterbur(11.6), Kaisner(11.2), White(12.2)  
 800 Relay 1:42.6 2nd Miller(25.8), Osterbur(25.1), Marx(26.9), White(24.8)

Other Efforts:

200 26.3 Miller, 27.9 Smith  
 400 60.2 Hawk  
 100 12.0 White, 13.5 Rickards  
 800 2:27.8 C. Jamison  
 Shot 36' Buss, 31' Brown  
 PV 9'0" Rickards  
 TJ 35'9" Marx, 36'0" Royer  
 HH 19.2 Kary  
 HJ 5'2" Hawk  
 Discus 92'10" Stearns, 95'6" Brown, 114' Buss

Unity Invitational

Holy Cow! SJO WINS AGAIN!!!

25 teams top 3  
SJO 100  
GRF 92  
St. Anne 58

Meet Champions:

HH	15.0	Daryl Brower
800	1:58.3	Brian Allen
1600	4:28.3	Brian Allen <b>**Meet Record**</b>
3200	9:59.7	Rick Walden
1600 Relay	3:29.2	Brower(55.7), Ring(49.7), Allen(52.0), Maddox(51.9)
IH	39.6	Dylan Maddox

Other Placers:

100	11.1	2nd Ryan Ring
HH	15.6	4th Dylan Maddox
HJ	6'2"	2nd Daryl Brower
F-S HJ	5'8"	3rd Tie Andy Marx
LJ	18'9"	5th Andy Marx
800	2:07.5	6th Joel Kary
IH	41.4	5th Ryan Craig
400 Relay	45.6	5th White(12.6), Ring(11.1), Maddox(10.4), Kaisner(11.1)
F-S 400 Relay	46.7	2nd Miller(12.6), Osterbur(11.1), D.Kaisner(11.4), White(11.5)

Non-Place Efforts:

100	12.2	Kaisner 12.1 Osterbur 12.0 White
PV	11'0"	Nichols NH Gegg
TJ	40'5"	Craig
Discus	123'9"	Buss 110' Osterbur
200	24.3	Craig 24.1 Kaisner
3200 Relay	8:54.8	McDannald(2:07.3), Hinrichs(2:15.5), Plotner(2:19.6), J.Jamison(2:12.0)
HJ	5'6"	Hawk
Shot	41'10"	Osterbur 39' Buss
1600	4:54	Kary
3200	11:27	Weidner
400	54.0	D.Kaisner 56.5 Royer
800	2:23	Mangers 2:18.3 C.Jamison

VARSIITY ICC

SJO won its 5th consecutive conference title. SJO scored in all 18 events.

SJO 200

GRF 164

B.H. 48

\* meet record

\*\* School record & Meet record

Meet Champions:

HH 16.0 Daryl Brower  
\*IH 40.3 Dylan Maddox  
HJ 6'2" Daryl Brower  
PV 12'0" Tom Nichols  
\* \*400 50.4 Ryan Ring  
100 11.5 Ryan Ring  
800 2:01.8 Brian Allen  
1600 4:32.4 Brian Allen  
3200 9:54.2 Rick Walden  
400 Relay 45.8 White(13.2), Osterbur(10.2), Maddox(10.2), Kaisner(11.6)  
800 Relay 1:38.3 Kaisner(24.0), Hinrichs(25.6), White(23.4), Miller(25.4)  
1600 Relay 3:35.4 Brower(53.5), Craig(54.3), Kaisner(53.6), D. Kaisner(53.8)

Other Places

LJ 19'3" 4th Andy Marx  
TJ 40'2" 3rd Ryan Craig  
Discus 131'5" 3rd Daryl Brower, 115'11" 4th Ryan Buss  
HH 16.4 2nd Dylan Maddox  
100 12.2 4th Chad Osterbur  
200 24.1 3rd Ryan Ring, 4th 24.1 Dylan Maddox  
400 52.9 5th Daton Kaisner  
3200 Relay 8:58 2nd Kary(2:06.8), Plotner(2:17.8), J. Jamison(2:15.3), Hinrichs(2:18.1)  
\*Shot 45'4" 2nd Chad Osterbur (Sophomore record)  
PV 10'6" 2nd Pat Gegg  
IH 41.7 2nd Ryan Craig  
800 2:06.9 4th Joel Kary

Other Efforts:

TJ 36'10" Hawk  
3200 11:26 McDannald  
HJ 5'8" Marx  
LJ 16'2" Royer  
Shot 37' Buss

AREA BEST MEET

Champions:

IH 39.4 Dylan Maddox  
800 1:59.6 Brian Allen  
1600 4:37.1 Rick Walden

Other Placers:

IH 41.1 5th Ryan Craig  
800 2:01.4 3rd Joel Kary  
400 53.2 3rd Daton Kaisner  
PV 11'0" 5th Tom Nochols  
HJ 6'2" 2nd Daryl Brower  
800 Relay 1:34.2 5th Darrin Kaisner (24.3), Ring (22.5), Brower (23.2), Miller (24.2)  
3200 Relay 8:55.4 5th McDannald (2:08.5), J. Jamison (2:14.6), Hinrichs (2:15.8), Plotner (2:16.3)  
400 Relay 45.6 DQ White (12.4), Osterbur (11.5), Maddox (11.1), Ring (10.7)

SECTIONAL

SJO repeated as Sectional Champs with 144 points.

2nd Georgetown Ridgefarm 118

3rd Villa Grove 50

Meet Champions

HJ 6'6" Daryl Brower

HH 15.0 Daryl Brower

IH 40.0 Dylan Maddox

100 11.1 Ryan Ring

800 1:57.4 Brian Allen

1600 4:23.4 Brian Allen

3200 9:42.0 Rick Walden

400 Relay 44.9 Bob White (12.1) , Chad Osterbur (11.0),  
Dylan Maddox (11.2), Ryan Ring (10.6)

800 Relay 1:33.3 Darrin Kaisner (24.3), Ryan Ring (22.3),  
Daryl Brower (22.7), Wes Miller (24.0)

1600 Relay 3:25.5 Daryl Brower (51.2), Ryan Ring (50.6),  
Daton Kaisner (52.5), Dylan Maddox (51.1)

Other state qualifiers

HH 15.4 3rd Dylan Maddox

IH 41.2 2nd Ryan Craig

800 1:59.0 4th Joel Kary

1600 4:31.7 4th Rick Walden

3200 Relay 8:44.3 2nd Jim McDannald (2:07.1), Jon Jamison (2:12.4),  
Cory Hinrichs (2:13.9), Joel Kary (2:11)

Other Placers

TJ 40'8" 4th Ryan Craig

PV 10'6" 4th Tom Nichols

IMPOSSIBLE-----10 of 18 EVENTS!

Holy Cow!



SECTIONAL CONTINUED

3200 10:36.5 5th Scott Weidner  
100 11.9 5th Chad Osterbur  
10'6" 5th Pat Gegg

Other efforts

TJ 37'	Chris Hawk	
Shot 43'1"	Chad Osterbur	37'9" Ryan Buss
Discus 120'7"	Scott Brown	115'5" Ryan Buss
400 53.9	Cory Hinrichs	58.3 Andy Marx
200 24.3/24.4	Bob White	24.2/24.3 Wes Miller
HJ 5'8"	Andy Marx	
LJ 17'2"	Andy Marx	

IHSA STATE CHAMPIONS

SJO SCORED 34 POINTS TO WIN FIRST IN THE STATE MEET

PLACERS: ALL STATERS

800 1st 1:55.4/1:55.46 AT Brian Allen -----HOLY COW!

1600 1st 4:23.0/4:23.11 AT Brian Allen

HH 6th 14.8/15.0 AT Daryl Brower

IH 6th 39.5/ 39.57 AT Dylan Maddox

100 8th 11.4/11.47 AT Ryan Ring

800 Relay 6th 1:32.5/1:32.67 AT

Darrin Kaisner, Ryan Ring, Daryl Brower, Dylan Maddox

1600 Relay 5th 3:27.7/3:28.02

Daryl Brower (52.9), Ryan Ring (51.3), Daton Kaisner  
(52.2), Dylan Maddox (51.3)

OTHER EFFORTS INCLUDING PRELIMS

3200 9:49.3 Rick Walden

800 2:00.17 prelims/2:03.7 finals Joel Kary

HJ 6'4" pre/6'2" finals Daryl Brower

100 11.4 pre/ 11.0 semi-finals Ryan Ring

HH 15.3 pre/14.9 semi-finals Daryl Brower

1600 4:23.9 Brian Allen 4:32.0 Rick Walden

IH 40.01 Dylan Maddox 41.1 Ryan Craig

400 Relay 45.0 Bob White, Chad Osterbur, Wes Miller, Ryan Ring

800 Relay 1:32.8 Darrin Kaisner (23.4), Ryan Ring (23.0),  
Daryl Brower (22.4), Dylan Maddox (23.8)

1600 Relay 3:26.9 Daryl Brower (52.7), Ryan Ring (50.6),  
Daton Kaisner (52.3), Dylan Maddox (51.3)

3200 Relay 8:41.3 Jim McDannald (2:06.7), Jon Jamison (2:11.9),  
Cory Hinrichs (2:09.6), Cory Plotner (2:10.7)

# Final News-Gazette Boys' Track Honor Roll

The top 15 times and distances listed below in the final News-Gazette Boys' Track and Field Honor Roll. The best eight boys in each event qualify for Monday's Honor Roll meet at the Harold Jester Track in Champaign, but others may earn the chance to compete if there are scratches. Coaches are urged to call the News-Gazette sports department today between 1 and 7 p.m. to confirm entries.

## 100 Meters

- 10.8—Terrayel Cartmill, Central; Chns Wanza, Danville
- 10.9—Tony Blanden, Danville
- 11.0—Leo Paris, Rantoul
- 11.1—Wes Baumgartner, Sullivan; Ben Rosczyk, Oakwood; Ryan Ring, St. Joseph-Ogden; Cory Grant, Georgetown-Ridge Farm; Eugene Boatright, Central
- 11.2—Gerald Cunningham, Danville; William Blackwell, Urbana; Mike England, Sullivan; Dylan Cooper, Villa Grove
- 11.3—David Dixon, Danville; David Schapp, Heyworth; Juan Herrera, Arcola; David St. Peter, Central; Joe Norris, Villa Grove

## 200 Meters

- 22.0—Chris Wanza, Danville
- 22.4—Terrayel Cartmill, Central; Dylan Cooper, Villa Grove
- 22.5—Taji Rich, Rantoul
- 22.6—William Blackwell, Urbana
- 22.8—Cory Grant, Georgetown-Ridge Farm; Wes Baumgartner, Sullivan
- 22.9—Eugene Boatright, Central
- 23.0—David St. Peter, Central; Dave Reed, Danville; Delfin Rogers, Iroquois West; Wayne Brown, Georgetown-Ridge Farm
- 23.1—David Dixon, Danville; Mike Wright, PBL
- 23.2—Ryan Ring, St. Joseph-Ogden

## 400 Meters

- 49.1—Gerald Cunningham, Danville; William Blackwell, Urbana
- 49.6—Jason Calloway, Centennial
- 49.9—Dylan Cooper, Villa Grove
- 50.0—David St. Peter, Central
- 50.4—Ryan Ring, St. Joseph-Ogden
- 50.7—Joe Norris, Villa Grove
- 51.3—Carlo Davis, Danville
- 51.4—Wayne Brown, Georgetown-Ridge Farm; Steve Monica, Unity
- 51.7—Curtis Vice, Georgetown-Ridge Farm
- 51.8—Michael Swartzlose, LeRoy
- 52.3—Mike England, Sullivan
- 52.4—David Dixon, Danville; Barry Pearman, Georgetown-Ridge Farm

## 800 Meters

- 1:56.7—Brian Allen, St. Joseph-Ogden
- 1:57.9—John Jess, Arthur
- 1:58.6—Curtis Vice, Georgetown-Ridge Farm; Brian Earles, Unity
- 1:59.0—Joel Kary, St. Joseph-Ogden
- 2:02.1—Joe Alexander, Clinton
- 2:02.7—Frank Tarantino, Tuscola
- 2:02.9—Jason McKinney, Georgetown-Ridge Farm
- 2:03.2—Mike Kidd, Blue Ridge
- 2:03.4—Bill Getchius, Urbana; Barry Pearman, Georgetown-Ridge Farm
- 2:03.9—Bill Whitsell, Argenta-Oreana

- 2:04.1—Jared Anderson, Danville
- 2:04.5—Tomohn Stachos, Centennial
- 2:04.6—Jake Haegen, Sullivan

## 1,600 Meters

- 4:22.9—Brian Allen, St. Joseph-Ogden
- 4:25.1—Barry Pearman, Georgetown-Ridge Farm
- 4:26.4—John Jess, Arthur
- 4:29.7—Joe Alexander, Clinton
- 4:31.6—Jared Anderson, Danville
- 4:31.7—Jason McKinney, Georgetown-Ridge Farm; Rick Walden, St. Joseph-Ogden
- 4:31.9—Chris McMahon, Danville
- 4:32.7—Doug Meekins, Clinton
- 4:34.5—Mark Williams, Rantoul
- 4:36.0—Russ Houston, Unity
- 4:36.2—Jason Nolan, Monticello
- 4:36.3—Omar Jassim, Uni High
- 4:37.2—Joel Kary, St. Joseph-Ogden
- 4:39.3—Frank Tarantino, Tuscola

## 3,200 Meters

- 9:42.0—Rick Walden, St. Joseph-Ogden
- 9:45.2—Jason McKinney, Georgetown-Ridge Farm
- 9:49.6—Joe Alexander, Clinton
- 9:51.3—Barry Pearman, Georgetown-Ridge Farm
- 9:52.7—Brian Allen, St. Joseph-Ogden
- 9:54.6—Doug Hummer, Danville
- 10:02.9—John Jess, Arthur
- 10:08.2—Jared Anderson, Danville
- 10:16.6—Joel Kary, St. Joseph-Ogden
- 10:20.3—Brian Calhoun, Central
- 10:23.9—Jason Nolan, Monticello
- 10:25.5—Kyle Jones, Atwood-Hammond
- 10:29.0—Frank Tarantino, Tuscola
- 10:29.4—Todd Wertecamp, Rantoul
- 10:29.8—Justin Naumann, Clinton

## 110-Meter High Hurdles

- 14.5—Joe Lewis, Danville
- 15.0—Daryl Brower, St. Joseph-Ogden
- 15.1—Dartanion McGee, Central; Matt Daniel, Tuscola
- 15.2—Ezzard Hoskins, Danville
- 15.4—Daryl Brower, St. Joseph-Ogden; Dylan Maddox, St. Joseph-Ogden
- 15.6—Shane Molina, PBL; Matt Benton, Heyworth
- 15.8—Chris Coad, Mahomet-Seymour; Tim Harshbarger, Arcola
- 15.9—Dave Summers, Prairie Central
- 16.0—Dave Roberts, Rantoul
- 16.2—Skip Betka, Hoopeston
- 16.3—Katie Koritz, Clinton

## 300-Meter Inter. Hurdles

- 38.9—Joe Lewis, Danville
- 39.6—Delfin Rogers, Iroquois West; Dylan Maddox, St. Joseph-Ogden
- 40.6—Ryan Jimison, Cerro Gordo; Shane Molina, PBL
- 41.0—Dartanion McGee, Central
- 41.1—DeJuan Bowdry, Centennial
- 41.2—Ryan Craig, St. Joseph-Ogden
- 41.5—Brian Beyers, Centennial
- 41.6—Dave Reed, Danville
- 41.8—Matt Daniel, Tuscola; Matt Benton, Heyworth
- 42.3—Matt Ritchie, Cerro Gordo; Nick Palanza, Mahomet-Seymour
- 42.4—Tim Harshbarger, Arcola

## 400-Meter Relay

- 42.9—Danville
- 43.3—Urbana
- 43.7—Central
- 44.0—Rantoul
- 44.8—Arcola
- 44.9—St. Joseph-Ogden
- 45.0—Georgetown-Ridge Farm
- 45.2—Sullivan
- 45.5—Clinton

- 45.7—PBL
- 46.0—Heyworth
- 46.3—Villa Grove; Monticello
- 46.4—Cerro Gordo
- 46.5—Mahomet-Seymour; Oakwood

## 800-Meter Relay

- 1:29.2—Danville
- 1:29.9—Urbana
- 1:30.1—Rantoul
- 1:31.5—Central
- 1:33.0—Arcola
- 1:33.3—St. Joseph-Ogden
- 1:36.2—Centennial
- 1:36.4—Clinton
- 1:36.6—Cerro Gordo; Georgetown-Ridge Farm
- 1:36.7—Heritage
- 1:37.7—Heyworth
- 1:37.9—Watska
- 1:38.1—Tuscola
- 1:38.3—Atwood-Hammond; Oakwood

## 1,600-Meter Relay

- 3:22.1—Danville
- 3:25.5—St. Joseph-Ogden
- 3:27.3—Central
- 3:29.5—Urbana
- 3:31.4—Villa Grove
- 3:31.6—Arcola
- 3:31.7—Cerro Gordo
- 3:32.1—Georgetown-Ridge Farm
- 3:32.2—Rantoul
- 3:37.5—Sullivan
- 3:37.6—Mahomet-Seymour
- 3:39.6—Tuscola
- 3:43.3—PBL
- 3:43.7—Clinton
- 3:44.0—Uni-High

## 3,200-Meter Relay

- 8:06.0—Danville
- 8:21.1—Georgetown-Ridge Farm
- 8:23.0—Urbana
- 8:23.5—Argenta-Oreana
- 8:23.7—Arthur
- 8:29.5—Sullivan
- 8:37.1—Cerro Gordo
- 8:40.9—Rantoul
- 8:42.2—St. Joseph-Ogden
- 8:43.0—Arcola
- 8:44.0—Prairie Central
- 8:45.6—Oakland
- 8:47.5—Clinton
- 8:52.5—Watska
- 8:53.0—Uni High

## Long Jump

- 22-1½—Justin McMullen, Urbana
- 21-1½½—DeJuan Bowdry, Centennial
- 21-10½—Armon Cunningham, Danville
- 21-6½—Wayne Brown, Georgetown-Ridge Farm
- 21-6¼—Juan Herrera, Arcola
- 21-2—Rusty Ballard, Argenta-Oreana
- 20-11½—Ryan Tiemen, Bement
- 20-11—Wes Baumgartner, Sullivan
- 20-10—Brett Kuester, Paxton-Buckley-Loda
- 20-9¾—Ryan Connelly, Clinton
- 20-8¼—Josh Meister, Prairie Central
- 20-7½—Joe Lewis, Danville
- 20-3¾—Brian Cox, Catlin-Jamaica
- 20-1½—Jeremy Nowlin, Heyworth
- 20-1—Koream Rhodes, Rantoul

## Triple Jump

- 47.7—Joe Lewis, Danville
- 45.1—DeJuan Bowdry, Centennial
- 44-¼—Koream Rhodes, Rantoul
- 44-½—Ryan Jimison, Cerro Gordo
- 43-1—Matt Froman, Arthur
- 42-3¾—Delfin Rogers, Iroquois West
- 42-2¼—Wayne Brown, Georgetown-Ridge Farm
- 42-0—Carlo Davis, Danville
- 41-8—Dartanion McGee, Central
- 41-7¼—Ryan Tiemen, Bement
- 41-5—Brian Jones, Mahomet-

- Seymour
- 41-3—Chris Coad, Mahomet-Seymour
- 41-2—Brian Cox, Catlin-Jamaica
- 40-8½—Justin McMullen, Urbana
- 40-7¾—Ryan Craig, St. Joseph-Ogden

## High Jump

- 6-6—Darryl Brower, St. Joseph-Ogden; Barry Pearman, Georgetown-Ridge Farm
- 6-4—Rusty Ballard, Argenta-Oreana; Brett Kuester, PBL; Luke Hepp, Heritage.
- 6-2—Ryan Jimison, Cerro Gordo; Kip Thornsborough, Rossville-Alvin; Adam Elder, Sullivan; Jason Wildman, Sullivan; Scott DeGraff, Fisher; Sherman, Watska
- 6-0—Ben Nichols, Clinton; Carlo Davis, Danville; Matt Daniel, Tuscola; Ryan Kingery, Arthur; Dave Roberts, Rantoul; Ryan Tiemen, Bement; David Elder, Sullivan

## Pole Vault

- 14-8—Ben Williams, Mahomet-Seymour
- 14-2—Brian Clark, Mahomet-Seymour
- 13-6—Andy Vaux, Mahomet-Seymour
- 12-0—Tom Nichols, St. Joseph-Ogden; Brad Smith, PBL; Craig Baldwin, Monticello
- 11-6—Jim Vice, Georgetown-Ridge Farm
- 11-0—Kerr Abbott, Urbana
- 10-6—Brian Schwartzkopf, Bismarck-Henning; Brent Crow, Danville; Pat Gregg, St. Joseph-Ogden
- 10-0—Trevor Brown, Bismarck-Henning
- 9-6—Nathaniel Albaugh, Monticello; Jared Rickards, St. Joseph-Ogden
- 9-0—Harvey Reynolds, Central; Justin Brink, Georgetown-Ridge Farm

## Shot Put

- 60-¼—Jeff Hettinger, Tuscola
- 53-6½—Eric Darden, Georgetown-Ridge Farm
- 52-6½—Seth Duncomb, Sullivan
- 51-¾—Aaron Johnson, Villa Grove
- 50-7½—Jim Hines, Watska
- 50-1—Scott Walsh, Oakland
- 49-11¾—Matt Ritchie, Cerro Gordo
- 49-2¼—George Barnett, Tuscola
- 49-¼—Garth Thimmon, PBL
- 48-3¾—Terrance Tetter, Danville
- 48-1¼—Mike Willard, Mahomet-Seymour
- 48-0—Chad Ritchie, Ridgeview
- 47-5½—Chip Holderer, Mahomet-Seymour
- 46-9¼—Tim Harris, PBL
- 45-6—Brian Scott, Urbana

## Discus

- 170-8—Seth Duncomb, Sullivan
- 167-4—Jim Hines, Watska
- 166-7—Brock Jarboe, Paxton-Buckley-Loda
- 156-4—Jeff Hettinger, Tuscola
- 150-6—Chad Ritchie, Ridgeview
- 148-8—Eric Darden, Georgetown-Ridge Farm
- 143-4—Daryl Brower, St. Joseph-Ogden
- 142-7—John Johnson, Rantoul
- 141-0—Terrance Tetter, Danville
- 140-6—Brian Mitsdarffer, Tuscola
- 140-5—Mike Blandford, Arthur
- 139-10—Jeff Lindenmeyer, Arcola
- 139-8—Mike Traub, Monticello
- 138-11—David Elder, Sullivan
- 137-0—Mike Willard, Mahomet-Seymour; Scott Walsh, Oakland; Scott Gunter, Georgetown-Ridge Farm

## ST. JOSEPH-OGDEN TRACK AND FIELD RECORDS

Event	Name	Performance	Year
100 meters	Bryan Benso	11.0	1986
	Ryan Ring	11.0	1993
200 meters	Neal Garrison	22.18	1991
110 m HH	Bryan Benso	14.4	1986
300 m LH (30")	Bryan Benso	37.65 AT	1986
300 m IH (36")	Neal Garrison	39.0	1991
400 m	Ryan Ring	50.4	1993
800 m	Brian Allen	1:55.4	1993
1600 m	Brian Allen	4:22.9	1993
3200 m	Arthur Freeman	9:41.3	1980
Shot Put	Keith Pogue	52' 1 1/2"	1985
Discuss	Mel Reitmeier	149' 11"	1989
Long Jump	Ken Waltsgott	23' 6"	1986
Triple Jump	Ken Waltsgott	45' 1 1/2"	1986
High Jump	Bryan Benso	6' 8"	1986
Pole Vault	Kipp Batty	13' 6"	1992
400 m Relay	Ryan Ronk	44.3	1991
	Neal Garrison		
	Matt Talbott		
	Dave Lannert		
800 m Relay	Darrin Kaisner	1:32.5	1993
	Ryan Ring		
	Daryl Brower		
	Dylan Maddox		
1600 m Relay	Daryl Brower	3:25.5	1993
	Ryan Ring		
	Daton Kaisner		
	Dylan Maddox		
3200 m Relay	Melvin Goodman	8:05.2	1992
	Ryan Ring	8:05.49 AT	
	Nathan Buss		
	Brian Allen		

Event	Name	Performance	Year
F-S			
400 m Relay	Ryan Ronk Daryl Brower Dylan Maddox Ryan Craig	46.0	1991
F-S 800 m Relay	Lornie Ring Mike Eiskamp Kim Broeker Dean Danner	1:38.6	1969
F-S 1600 M Relay	Jim LeRette Dave Immke Darren Karrick Bryan Benso	3:41.2	1984
F-S 3200 M Relay	Mel Goodman Ryan Ring Andy Ingram Nathan Buss	8:30.2	1990

Indoor Events

300yd.	Bryan Benso	32.4	1986
60yd.	Neal Garrison	6.45	1991
60HH	Bruce Bennett	7.6	1989
600yd.	Dave Immke	1:18.4	1987

AT  
Automatic Timing  
State Meet