





Marris



Hawk



Buss


# SJO



Mangers



Marx




Jamison




Farnum

# TRACK


## 1935



Osterbur



Kaisner



McDannald



This book is presented by Coach Garrison

Head Coach: Gary Garrison

Other Coaches: Jim Acklin, Jerry Hewardine, Keith Pogue

Captains: Ryan Buss & Lucas Marrs

SJO continued its excellent tradition in track and field. We finished the small meet portion of our season with a 20-1 record for our 23rd consecutive winning season. SJO teams under Coach Garrison's direction have a 289-56 record. Our record in the 90's is 103-3. We won all invitationals that we attended. In addition we won our 7th consecutive ICC title and our 4th straight sectional.

Best of luck to our seniors--always strive to be above average in whatever endeavor you undertake. Grow physically, spiritually, and mentally throughout your lives. I have thoroughly enjoyed being a part of your lives. May God bless your lives and may your little ones be "Track Hosses".

Varsity-MVP-Lucas Marrs

1. State Qualifier in 4 events
2. 414 varsity points
3. Sectional runner up in HH & IH
4. Sectional Champ-1600 relay
5. ALL STATE Hurdler

Sophomore -MVP-Adam Marriott

1. State Qualifier 1600 & 3200 relay
2. 238 varsity points
3. 1600 sectional champ
4. 1600 Classic champ

Most Improved - Scott Mangers

1. 1994                      1995  
    3200  
    1600  
    800 splits  
    points
2. State Qualifier 3200 relay

## TRACK TEAM 1995

(Varsity Points )

Seniors

Ryan Buss \*\*\* 259

Bill Farnum 3

Chris Hawk \*\* 255

Craig Jamison \*\* 112

Daton Kaisner \*\*\* 201

Scott Mangers \*\*\* 121

Lucas Marrs \*\*\*\* 414

Andy Marx \*\*\* 68

Jim McDannald \*\*\*\* 244

Chad Osterbur \*\*\* 154

Juniors

Jon Jamison \*\*\* 335

James Kary \*\* 175

Jason Stearns \*\* 90

Manager

Amanda Landa \*

statisticians

Sara Ozier

Jessie Lawhead

Stephanie Rosene

Sophomores

Jeff Blackburn \*\* 38

Aaron Fletcher \* 13

Nathan Irwin

Adam Marriott \*\* 238

Jay Rohde \* 17

Freshman

Mike Benso \* 13

Steve Bewley \* 28

Adam Chastain \* 24

Paul Cousert \* 109

Dirk Doehring 2

Ryan Jones \* 158

Brad Krall

Levi Marriott \* 36

Joel Marrs

Chris Ostervur \* 34

Clinton Rabe

Aaron Reinhart

Brad Wolken \* 10

## 1995 TEAM RESULTS

### Big Meets

<u>Meet</u>	<u>Points</u>	<u>Place</u>
Eastern Illinois Univ.	35	5/25
Illinois State Univ.	24	No Team Score
Prep Best Indoor		No Team Score
Monticello Varsity Inv.	152	1/12
Monticello Fresh-Soph Inv.	142	1/14
Spartan Classic	89.5	1/20
SJO Fresh-Soph Inv.	66	1/14
Clinton Carnival	118	1/18
Mahomet-Seymore Inv.	69	1/33
ICC Varsity Conference	196	1/8
Sectional	124	1/18
State	3	

### Small Meets

SJO 209	Clinton 113 Fisher 27	Lincoln 90 Deland-Weldon 14	Schlarman 56	St. Teresa 34
SJO 108	Monticello 38			
SJO 133	Tuscola 76	Schlarman 39	Uni-High 24	
SJO 102	Central 46	Rantoul 37		
SJO 78	Mahomet 79	LeRoy 29		
SJO 151	Bismarck 56	Unity 48	Uni-High 12	
SJO 153	N.Vermillion 52 Catlin-Jamaica 16		Attica 36	Hoopeston 32















February 16, 1995

U of I Mini-Meet

LJ	Hawk	18'2"			
Shot	Buss	46'7.5"	Osterbur	42'9"	Hitt 35'5.5"
55	Kaisner	6.9	Osterbur	7.2	Hale 7.4
300	Kaisner	39.3	Hale		Osterbur 42.6
	Hawk	41.4	Cousert	43.5	Mohr 43.5
	Dean	45.8	Fletcher	45.4	Chastain 46.2
600	McDannald	1:31.7	J.Jamison	1:35.2	
Mile	A.Marriott	4:58.2	Mangers	5:07.8	Rhode 5:23.1
	C.Jamison	5:25.7	L.Marriott	5:39.0	Irwin 6:26.0
1600		3:54.9	Hawk(58.3)	Osterbur(60.3)	Hale(60.0)
Relay		3:31.0	Kaisner(56.4)	Fletcher(67.6)	Cousert(62.9)Chastain(71.2)Dean(69.4)
3200		9:17.1	McDannald(2:05.1)	C.Jamison(2:18.2)	
Relay		9:16.8	Irwin(2:37.7)	Mangers(2:16.1)	
			J.Jamison(2:11.8)	A.Marriott(2:12.7)	
			L.Marriott(2:28.6)	Rhode(2:23.8)	

Mini-Meet

March 1, 1995

LJ	Hawk	18'4"	J.Wells	16'9"	Jones
TJ	Hawk	37'9"	J.Wells	37'8"	
Shot	Buss	46'10"	Hitt	33'8"	Krall 33'8"
IH	Kary	9.2			
55	Kaisner	7.1	Jones	7.1	
600	Marriott	1:33.59	C.Jamison	1:36.29	Mangers 1:38.20
	L.Marriott	1:52.20			
200	Kaisner	25.4	Kary	26.3	Osterbur 26.2
	Jones	26.8	Fletcher	27.2	Mohr 27.2
	Chastain	27.6	Hale	27.7	Cousert 27.9
	Benso	28.2	Dean	29.2	
1600	J.Jamison	4:55.6			
4*800	8:53.7	C.Jamison(2:14.2)	J.Jamison(1:36.29)	Mangers(2:16.1)	
		A.Marriott(2:12.3)	L.Marriott(2:32.0)	Rabe(2:51.0)	
800 Relay		Kaisner(25.9)	Hale(27.8)	Osterbur(26.2)	Jones(26.4)
		Kary(26.1)	Hawk(26.5)	Wells(?)	Cousert(?)
		Mohr(27.6)	Benso(28.9)	Dean(29.5)	Chastain(29.6)



Illinois State  
Indoor

Placers:

HH	2nd		Lucas Marrs
1600	5th	4:42.2	Jon Jamison
Medly Relay	2nd	3:49.5	Daton Kaisner(55.4) James Kary(25.6) Chad Osterbur(25.7) Jim McDannald(2:02.7)
3200 Relay	3rd	8:41.7	Adam Marriott(2:10.2) Scott Mangers(2:12.1) Craig Jamison(2:13.8) Jim McDannald(2:05.6)

Other Efforts:

HH		8.9/8.7	Ryan Jones
1600		4:49.3	Adam Marriott
PV		NH	James Kary
LJ		18'7"	Andy Marx
HJ		NH	Andy Marx 5'10" Chris Hawk
TJ		38'4"	Chris Hawk
55		7.1	Chad Osterbur 7.1 Daton Kaisner
800 Relay	6th	1:40.7	Daton Kaisner(25.2) Chad Osterbur(25.4) Ryan Jones(25.5) Lucas Marrs(24.5)
1600 Relay	8th	3:45.6	Daton Kaisner(56.0) Chris Hawk(56.7) Paul Cousert(58.7) Lucas Marrs(54.3)

EIU Indoor  
Invitational

Meet Champions:

3200	10:22.6	Jon Jamison	SJO-35 pts
1600	4:45.6	Adam Marriott	5th out of 25 teams M.S. won with 60 pts April 4, 1995

Placers:

HH	3rd	8.0	Lucas Marrs
800	2nd	2:11.4	Craig Jamison
800 Relay	6th	1:41.7	Daton Kaisner(25.2) Chad Osterbur(26.0) Ryan Jones(25.8) Lucas Marrs(24.8)

Other Efforts:

60		7.1	Chasd Osterbur
HJ		5'8"	Andy Marx
LJ		18'6"	Andy Marx
Shot		47'0"	Ryan Buss 40'9" Jason Stearns
3200		11:16.6	Jay Rhode
400		55.1	Daton Kaisner
1600 Relay		3:55.4	Kaisner(57.9) Hale(60.2) Blackburn(59.3) Marrs(57.9)

Mini-Meet

March 22,

1995

HH	Lucas Marrs	8.0	Ryan Jones	8.6	James kary	9.2
55	Lucas Marrs	6.8	Daton Kaisner	7.0	Chris Hawk	7.2
400	Daton Kaisner	54.9	Lucas Marrs	56.0	Chris Hawk	56.9
	Paul Cousert	57.7	Andy Marx	57.7	James Kary	58.4
	Chad Osterbur	58.8	Ryan Jones	59.7	Chris Osterbur	60.4
	Aaron Fletcher	61.0	Mike Benso	61.7	Steve Bewley	62.7
	Josh Hale	63.0	Dirk Doehring	64.0	Adam Chastain	65.0
	Jason Birdsell	66.0	Joel Marrs	68.0	Aaron Reinhart	69.0
800	Adam Marriott	2:10	Jon Jamison	2:14.5	Jim McDannald	2:14.7
	Scott Mangers	2:16.6	Jash Hale	2:24.5	Craig Jamison	2:24.9
	Jay Rhode	2:30.0				
1600	Jon Jamison	4:44.4	Adam Marriott	4:45.4	Scott Mangers	5:04.4
	Jim McDannald	5:12.4	Craig Jamison	5:12.4	Jay Rhode	5:14.4
	Clinton Rabe	5:45.4				
TJ	Chris Hawk	37'7"	Andy Marx	36'5"	Chris Osterbur	33'11"
	Dirk Doehring	33'2"	Mike Benso	32'10"	Aaron Fletcher	32'0"
	Jason Birdsell	33'1"	Aaron Reinhart	30'2"		
Shot	Ryan Buss	46'6"	Chad Osterbur	41'10"	Jadon Stearns	38'9"
	Stave Bewley	37'8"	Tracy Hitt	35'2"		
4*200	(1:40.1) Kaisner(25.3)	Osterbur(25.5)	Jones(25.6)	Marrs(24.4)		
	(1:44.7) Kary(25.9)	Stearns(26.5)	Marx(26.6)	Hawk(26.7)		
	(1:47.7) Bewley(27.3)	Cousert(27.6)	Fletcher(26.6)	Osterbur(26.2)		
	(1:57.3) Birdsell(28.1)	Benso(28.4)	Doehring(29.4)	Marrs(29.8)		
4*800	8:35.0 McDannald(2:01.6)	J.Jamison(2:12)	C.Jamison(2:11)			
	Marriot(2:10)					
	9:41.0 Mangers(2:12)	Hale(2:23)	Rhode(2:26)	Rabe(2:40)		

Indoor Prep Best Meet

800	2nd	2:02.9	<b>Jim McDannald</b>
HH	3rd	7.9	<b>Lucas Marrs</b>
3200	4th	10:04.4	<b>Jon Jamison</b>
3200 Relay	3rd	8:29	<b>Marriott, Mangers, Jamison, McDannald</b>
1600 Relay	4th	3:38.8	<b>L.Marrs, J.McDannald, C.Hawk, D.Kaisner</b>

Other

HH	NT	Ryan Jones
400	55.3	Daton Kaisner
1600	4:44.0	Adam Marriot
	4:45.5	Jon Jamison
800	1:40.1	Kaisner, Osterbur, Jones, Marrs
Relay		



Team Score SJO 209 Clinton 113 Lincoln 90 Schlarman 56 St.T 34  
 Fisher 27 D-W 14

EVENT	Winning Effort	1st Place	2nd Place	3rd Place	4th Place	5th Place
High Jump	6'0"	Kerns L	Debhuff F	Freeman L	Hawk SJO	Marx SJO
			6'0"	5'10"	5'8"	5'6"
Long Jump	19'5"	Koritz C	Marx SJO	Hawk SJO	Twente Linc	Fletcher SJO
			17'2"	17'2"	16'6"	16'3"
Triple Jump	39'1/2"	Kelly C	Hawk SJO	Brady C	Barton C	Doehring SJO
			38'2"	36'1/2"	34'5"	33'8"
Pole Vault	10'0"	Kary SJO	Wantland C	Cousert SJO	Chastain SJO	Killian C
			9'6"	9'0"	8'0"	7'6"
Discus	143'10"	Buss SJO	Stearns SJO	Brady C	Urbanowicz St.T	King L
			134'5"	125'11"	113'2"	110'0"
Shot	45'1"	Buss SJO	King L	Urbanowicz St.T	Stearns SJO	Bradley S
			42'9"	40'11"	39'5"	38'10"
HH	15.6	Koritz C	Marrs SJO	Ridgeway C	Freeman L	Jones SJO
			16.2	16.4	17.2	18.1
IH	41.31	Koritz C	Marrs SJO	McCray L	Freeman L	Ridgeway C
			41.4	44.4	44.52	44.87
100	11.9	Underwood S	Whitebeck L	McCray L	Kaisner SJO	Osterbur SJO
			11.95	12.13	12.3	12.4
200	24.15	Ijams C	Underwood S	Hahnstadt F	Dryer S	Kaisner SJO
			24.21	24.57	24.58	24.7
400	54.02	Dryer S	Kaisner SJO	Rasho St.T	McDannald SJO	Wantland C
			54.9	55.44	55.5	56.9
800	2:06.5	McDannald SJO	Moore D/W	Hahnstadt F	Bogen S	Jamison SJO
			2:12.0	2:12.39	2:16.48	2:17.8
1600	4:53.8	Marriott SJO	Whitbeck L	Rohrbach S	Jamison SJO	Rohde SJO
			5:01.79	5:09.22	5:13.0	5:16.6
3200	10:26.6	Jamison SJO	Rohrbach S	Mangers SJO	Frazier St.T	Farnum SJO
			10:54.43	11:06.6	12:26.85	12:36.0
400 Relay	45.5	Clinton	SJO 46.73	Fisher 47.01	St. T 49.47	Lincoln 53.2
			Kaisner (12.5) Osterbur (11.0) Jones (11.6) Marrs (11.7)			
800 Relay	1:37.22	Clinton	SJO 1:41.2	St. T 1:45.71	D/W 1:53.0	Lincoln 1:56.9
			Blackburn (26.0) Osterbur (23.8) Marx (25.3) Hawk (25.1)			
1600 Relay	3:46.9	SJO	Lincoln 3:50.27	Clinton 3:57.96		
			Marx (59.2) McDannald (54.6) Cousert (58.3) Marrs (54.8)			
3200 Relay	9:11.49	Lincoln	Schlarman 9:12	SJO 9:17.2	Clinton 9:56.18	St. T 10:01.77
			Jamison (2:15.8) Rohde (2:22) Marriott (2:27.4) Marriott (2:12)			



EVENT	Winning Effort	1st Place	2nd Place	3rd Place	Non-Placers	
High Jump	5'10"	Hawk SJO	Fatheree M	Brown M	Marx SJO	Stearns SJO
			5'10"	5'8"	5'8"	5'4"
Long Jump	20'4"	Fatheree M	Marx SJO	Hunt M	Fletcher M	
			20'0"	18'5"	16'11"	
Triple Jump	39' 3 1/2"	Hawk SJO	C. Osterbur SJO	Marx SJO	Doehring SJO	Benso SJO
			36' 11 1/2"	36' 7 1/2"	35'10"	35'5"
Pole Vault	9'6"	Baldwin M	Chastain SJO	Kary SJO	Cousert SJO	
			9'0"	8'6"	8'6"	
Discus	147'3"	Buss SJO	Rhodes M	Hollard M	Stearns SJO	Reinhart SJO
			110'11"	104'9"		103 98'3"
Shot	45' 11 1/2"	Buss SJO	Rhodes M	Stearns SJO		
			44'6"	41' 5 1/2"		
HH	15.7	Marrs SJO	Jones SJO	Marker	Blackburn SJO	Benso SJO
			16.4	16.5	18.8	19.4
IH	43.3	Marrs SJO	Kary SJO	Jones SJO	Benso SJO	Wolken SJO
			46.3	46.8	48.6	49.5
100	11.6	Attaway M	Kaisner SJO	Osterbur SJO	Kary SJO	Fletcher 12.2
			11.9	11.9		12 Wolken 12.3
200	25.4	Marrs SJO	Kary SJO	Jones SJO	Benso SJO	Wolken SJO
			46.3	46.8	48.6	49.5
400	55.9	Kaisner SJO	Hawk SJO	Cousert SJO	C. Osterbur SJO	Fletcher SJO
			56.9	58.9	60	64.5
800	2:12.1	McDannald	C. Jamison SJO	Mangers SJO	L. Marriott SJO	
			2:16.6	2:16.9	2:37.5	
1600	5:06.2	J. Jamison SJO	Marriott	Swanson M	Irwin M	
			5:14.0	5:49.5	6:06.1	
3200	10:45.4	J. Jamison SJO	Marriott SJO	Swanson M	Rohde M	Robe M
			11:05.5	11:35.0	11:59.0	13:06.0
400 Relay	47.3	SJO	M	47.9		
			Kaisner (12.6), Osterbur (11.2), Jones (11.4), Marrs (13.1)			
800 Relay	1:44.6	SJO				
			Blackburn (25.3), Osterbur (26.4), Kary (25.5), Stearns (27.4)			
1600 Relay	3:48.3	SJO				
			McDannald (56.8), Hawk (55.7), C. Osterbur (58.9), Kaisner (56.9)			
3200 Relay	9:22.7	M	SJO	9:23.1		
			Jamison(2:19.7)Mangers(2:22)Marriot(2:32.1)McDannald(2:09.1)			



Team Score SJO 133 Tuscola 76 Schlarman 39 Uni-High 24

	Winning Effort	1st Place	2nd Place	3rd Place	4th Place	5th Place
High Jump	6'0"	Wakefield T	Hawk SJO	Marx SJO	Little T	Stearns SJO
			5'10"	5'8"	5'3"	5'3"
Long Jump	19'3"	Hawk SJO	Marx SJO	Burk T	Sniff T	Willowby T
			18'8"	17'10"	17'8"	17'6"
Triple Jump	38'3"	Hawk SJO	Burk T	Runde T	C.Osterbur SJO	Doehring SJO
			37'7"	36'3"	36'6"	35'3"
Pole Vault	9'6"	Kary SJO	Chastain SJO			
			9'0"			
Discus	157'8"	Buss SJO	Marrs SJO	Bewley SJO	Stearns SJO	Cambell T
			133'0"	127'1"	125'4"	121'6"
Shot	48'7"	Buss SJO	Wakefield T	Jassim UNI	Bradley SHS	Stearns SJO
			42'1"	42' 1/4"	41'8"	41'2"
HH	17.02	Jones SJO	Runde T	Wakefield T	Kary SJO	Birk T
			17.29	17.6	18.16	18.31
IH	44.33	Runde T	Kary SJO	Blackburn SJO	Benso SJO	Bork T
			45.13	47.22	47.6	48.9
100	11.55	Underwood SHS	Hausman T	Sniff T	Kaisner SJO	Marx SJO
			12.14	12.2	12.26	12.27
200	24.22	Dryer SHS	Underwood SHS	Jones SJO	Kaisner SJO	Chapkin T
			24.6	25.07	25.11	25.6
400	55.19	Eddinger T	Kaisner SJO	Hausman T	Cousert SJO	Osterbur SJO
			55.99	56.3	56.95	58.33
800	2:10.45	Dryer SHS	Marriot SJO	Jamison SJO	Tharp UNI	Rohrbach SHS
			2:10.98	2:16.03	2:17.72	2:20.85
1600	4:53.52	J. Jamison SJO	Marriott SJO	Gorski UNI	C. Jamison SJO	Ballard UNI
			4:56.52	5:02.72	5:10.56	5:12.5
3200	10:17.59	J. Jamison SJO	Marshall UNI	Rohrbach SHS	Irwin SJO	Rabe SJO
			10:35.00	11:10.15	12:45.0	12:47.0
400 Relay	47.59	SJO	Tuscola 48.02			
		Kaisner 12.5	Osterbur 11.0	Jones 11.9	Marrs 11.2	
800 Relay	1:40.04	Tuscola	Schlarman	SJO	Fletcher 26.2	Jones 26.0
			1:41.99	1:43.33	Marx 25.0	Stearns 25.8
1600 Relay	3:46.87	Tuscola	Schlarman	SJO 3:53.38	Uni-High 4:04.1	Kary 57.9
			3:50.31	Marriott 58.5, Osterbur 58.2, Jamison 58.5		
3200 Relay	9:03.6	Uni-High	SJO 9:16.02	SHS 9:24.86	Tus 10:08	
			McDannald 2:07.9, L. Marriott 2:23, Rohde 2:26, Mangers 2:18.9			



Team Score: SJO 102, Central 46, Rantoul 37

EVENT	Winning Effort	1st Place	2nd Place	3rd Place	4th Place	5th Place
High Jump	6'0"	Smith C	Hawk SJO	Francis R	Marx SJO	
			5'10"	5'10"	5'6"	
Long Jump	20'66"	Smith C	Marx SJO	Francis R	Gitters R	
			18'11"			
Triple Jump	39'4"	Smith C	Hawk SJO	Gitter R	Locke R	
			37'7"			
Pole Vault	10'6"	Kary SJO	Reynolds C	Chastain SJO		
			10'6"	9'0"		
Discus	138'9"	Buss SJO	Stearns SJO	Bewley SJO		
			119'5"	109'0"		
Shot	43'6"	Buss SJO	Stearns SJO			
			41'5"			
HH	15.9	Marrs SJO	Jones SJO	Lenard R	Benso SJO	
			17.3		18.9	
IH	42.8	Marrs SJO	Smith C	Kary SJO	Jones SJO	Benso SJO
			45.0	45.3	47.2	48.2
100	11.4	Smith R	Warren C	Ward R	Osterbur SJO	Kaisner SJO
					12.1	12.3
200	23.6	Marrs SJO	Jones SJO	Phillips C	Nix C	Kary SJO
			24.7			25.4
400	53.19	Smith R	McDannald SJO	Kaisner SJO	Sum C	Couert SJO
			55.8	55.9	56.97	57.2
800	2:11.3	Marriott SJO	C. Jamison SJO	Wise C	Shmitch R	L. Marriott SJO
			2:16.3	2:22.03		2:27.0
1600	4:56.0	J. Jamison SJO	Williams R	Ram R	Mangers SJO	A. Marriott SJO
					5:22.6	5:29.0
3200	10:10.2	J. Jamison SJO	Williams R	Miller C	Mangers SJO	Rohde SJO
			10:28.03	10:37.57	10:57.3	11:21.8
400 Relay	46.9	SJO	Rantoul	Kasiner 12.4	Jones	
				Osterbur	Marrs 11.3	
800 Relay	1:39.97	Central	SJO	Blackburn 25.6	Osterbur 24.5	
			1:40.7	Marx 24.5	Hawk	
1600 Relay	3:44.0	SJO	Central	McDannald 54.7	Hawk 56.1	
				C. Osterbur 57.1	Kaisner 55.7	
3200 Relay	8:57.5	SJO	Central	A. Marriott 2:12.3, C. Jamison 2:12.0		
				L. Marriott 2:24.7, McDannald 2:08.1		



12 Teams  
Top 3:  
 SJO 152  
 Tuscola 73  
 Monticello 66

Monticello Invitational

Meet Champions:

3200	10:01.9	Jon Jamison
800	2:03.5	Jim McDannald
300 Hurdles	40.4	Lucas Marrs *Meet record
1600	4:40.5	Adam Marriott
3200 Relay	8:32.2	Adam Marriott(2:09.8) Craig Jamison(2:12.5) Scott Mangers(2:11.4) Jim McDannald(2:04)

Other Placers:

Shot	47'4"	2nd Ryan Buss	41'9"	4th Jason Stearns
Discus	134'7"	2nd Ryan Buss	115'7"	4th Steve Bewley
			109'10"	6th Jason Stearns
TJ	38'1"	8th Chris Hawk		
HJ	5'10"	8th Chris Hawk		
PV	11'0"	2nd James Kary	10'0"	4th Paul Cousert
			9'6"	5th Adam Chastain
HH	15.5	2nd Lucas Marrs	16.9	5th Ryan Jones
200	24.1	3rd Chad Osterbur	25.5	7th Jeff Blackburn
800	2:10	7th Craig Jamison		
1600	4:45.2	2nd Jon Jamison	4:54.3	4th Scott Mangers
3200	11:19	7th Jay Rhode		
400 Relay	46.2	4th Kaisner(11.5) Osterbur(12.2) Jones(11.3) Marrs(11.0)		
800 Relay	1:38.2	6th Kaisner(25.0) Osterbur(23.7) Jones(25.2) Hawk(24.6)		
1600 Relay	3:36.2	2nd Marrs(53.1) Kaisner(53.9) Hawk(54.6) McDannald(54.6)		

Other Efforts:

TJ	36'10"	Doehring	36'8"	C. Osterbur
HJ	5'2"	C. Osterbur		
Shot	37'9"	Bewley		
LJ	17'1"	Fletcher	16'11"	Wolken
HH	19.0	Benso		
IH	44.5	Kary	46.1	Jones
400	55.4	Blackburn	55.8	Wolken
	56.7	Cousert		
100	12.0	Fletcher	12.1	Kary
	12.6	C. Osterbur		
200	25.8	Cousert		
800	2:18.6	L. Marriott		
3200	12:24	Rabe		



Team Score

Mahomet 79

SJO 78

Leroy 29

EVENT	Winning Effort	1st Place	2nd Place	3rd Place	4th Place	5th Place
High Jump	5'11"	Estes M-S	Hawk SJO 5' 8"	Banwort M-S 5'6"	Alexander M-S 5'6"	CS. Osterbur S. 5'0"
Long Jump	21'6 1/2"	Clark M-S	Company LR 18' 1 1/2"	Hawk SJO 17' 10 3/4"	Fowler M-S 16'11"	Fletcher SJO 15'6"
Triple Jump	38' 1 3/4"	Hawk SJO	Osterbur SJO 36'5"	Dyer M-S 36' 4 3/4"	Benso SJO 35'	Doehring SJO 34'2"
Pole Vault	14'0"	Clark M-S	Tie Marker M-S 13'0"	Tie Knopic M-S 13'0"	Dyer M-S 12'0"	Kary SJO 11'0"
Discus	152'6"	Willard M-S	Buss SJO 137'0"	Holderer M-S 127'1"	Stearns SJO 126'10"	Bewley SJO 120'6"
Shot	52'3"	Willard M-S	Holderer M-S 48' 6 1/4"	Buss SJO 46' 9 1/2"	Stearns SJO 46' 7 1/2"	Bewley SJO 35'9"
HH	15.4	Marrs SJO	Sage LR 16.6	Kary SJO 17.3	Benso SJO 18.1	
IH	43.0	Marrs SJO	Palanza M-S 44.6	Kary SJO 46.03	Sage LR 47.7	Benso/Wolken 48.6
100	11.1	O'Dell M-S	Osterbur SJO 11.7	Ramsey LR 11.9	Hall LR 11.94	Stearns SJO 12.1
200	23.4	Marks SJO	Eden M-S 23.7	Cosopy LR 23.77	Osterbur SJO 23.9	Fletcher SJO 25.1
400	56.2	O'Dell M-S	McDonnald SJO 56.8	Maxedon LR 56.8	Osterbur SJO 58.7	Cousert SJO 59.7
800	2:11.8	Wagner SJO	Simpkins L 2:12.7	Basacay L 2:14.2	J. Jamison SJO 2:15.4	Jamison SJO 2:21.0
1600	4:55.9	J. Jamison SJO	Marriott SJO 4:58.8	DeWitt M-S 5:01.7	Isics M-S 5:02.0	Mangers SJO 5:05.8
3200	10:49.9	Marriott SJO	Mangers SJO 10:51.3	Alexander M-S 10:55.8	DeWitt M-S 11:10.8	Farnum SJO 14:04.0
400 Relay	46.2	M-S	SJO 47.0	Kaisner 12.2 Kary 12.2	Osterbur 11.9 Marrs 10.7	
800 Relay	1:40.9	LeRoy	SJO 1:41	Kaisner Stearns	Osterbur Hawk	
1600 Relay	3:44.9	M-S	SJO 3:46.6	McDannald 56.9 Cousert 56.8	Wolken 57.5 Kaisner 55.3	
3200 Relay	9:02.3	LeRoy	SJO 9:10.9	Jamison 2:11.8 Marriot 2:22	Rohde 2:26.7 McDannald 2:10.5	



Team Score: SJO 151, B-H 56, Unity 48, Uni-High 12

EVENT	Winning Effort	1st Place	2nd Place	3rd Place	4th Place	5th Place
High Jump	5'8"	Williamson BH	Hawk SJO	Ross U	Jones SJO	Logan U
			5'8"	5'6"	5'6"	5'4"
Long Jump	18' 7 3/4"	Ross U	Gray U	McDannold SJO	Huper BH	Wolken SJO
			17' 9 1/2"	17' 1 3/4"	16' 9 1/2"	16'3"
Triple Jump	38' 1 1/2"	Moss BH	Hawk SJO	Hogan U	Henry U	Dang BH
			37' 4 3/4"	36' 4 1/2"	36'4"	35'8"
Pole Vault	10'6"	Kary SJO	Cousert SJO	Chastain SJO		
			10'	9'6"		
Discus	134'9"	Buss SJO	Stearns SJO	Harter BH	Bewley SJO	B. Baird BH
			125'5"	40'6"	114'8"	113'
Shot	48'1	Buss SJO	Stearns SJO	Harter BH	G. Baird BH	Bewley SJO
			43'10"	40'6"	38'4"	38'3"
HH	16.5	Marrs SJO	Jones SJO	Ross U	Kary SJO	Benso SJO
			16.88	17.64	17.8	18.69
IH	42.52	Marrs SJO	Kary SJO	Benso SJO	Jones SJO	Ross U
			45.17	47.03	47.04	47.62
100	12.19	Moss BH	Wilson U	Kaisner SJO	Price U	Blackburn SJO
			12.3	12.31	12.31	12.75
200	24.86	Marrs SJO	Wilson U	Moss BH	Stearns SJO	Blackburn SJO
			25.33	25.57	25.96	26.2
400	54.47	Kaisner SJO	Schroeder BH	Moss BH	Blackburn SJO	Dalton U
			54.92	56.58	56.6	57.52
800	2:05.2	McDannald SJO	Schmeder BH	C. Jamison SJO	L. Marriott SJO	Gray U
			2:10.27	2:16.93	2:22.5	2:26.10
1600	4:53.6	J. Jamison SJO	Gorski UNI	A. Marriott SJO	Mangers SJO	Reynolds U
			4:58.26	5:00.87	5:05.6	5:05.8
3200	10:06.7	J. Jamison SJO	Mangers SJO	Marshall UNI	Reynolds U	Hogan U
			10:34.42	10:37.9	10:43.4	11:22.6
400 Relay	49.18	Unity	B-H	SJO	Bewley 12.8	Wolken 12.1
			50.07	50.88	Fletcher 11.2	Osterbur 13.7
800 Relay	1:43.21	SJO	B-H	Fletcher 26.1	Osterbur 25.9	
			1:46.57	Stearns 26.2	Hawk 25.0	
1600 Relay	3:43.99	SJO	Unity	B-H	Hawk 57.0	McDannald 54.3
			3:54.22	3:56.09	Wolken 57.0	Kaisner 55.7
3200 Relay	8:58.9	SJO	Uni-High	B-H		
		Marriott 2:12.5, L. Marriott 2:22, C. Jamison 2:13, McDannald 2:10				



Top 3 teams

SJO	142
Unity	94
Mont	88

Monticello F-S Invitational

Meet Champions:

Soph 1600	4:55.3	Adam	Marriott
Fresh HH	16.3	Ryan	Jones
300 Hurdles	45.2	Ryan	Jones
Fresh 400	55.8	Paul	Cousert
Fresh Discus	113'	Steve	Bewley
1600 Relay	3:37.3	Jeff Blackburn (57.4)	Adam Marriott (57.6)
		Chris Osterbur (56.7)	Paul Cousert (55.7)

Other Placers:

HJ	5'6"	5th	Ryan	Jones
PV	9'6"	3rd	Paul	Cousert
S/HH	19.2	4th	Jeff	Blackburn
F/400	57.0	2nd	Brad	Wolken
IH	45.9	3rd	Michael	Benso
F/100	12.1	4th	Brad	Wolken
S/800	2:08.8	2nd	Adam	Marriott
TJ	36'11"	4th	Dirk	Doehring
F/Shot	37"	2nd	Steve	Bewley
F/Discus	112'	2nd	Aaron	Reinhart
S/400	57.0	4th	Jeff	Blackburn
F/1600	5:10.1	4th	Levi	Marriott
F/200	24.6	2nd	Ryan	Jones
F/800	2:16.9	4th	Levi	Marriott
400 Relay	49.2	4th	Bewley (13.0)	Fletcher (12.4)
			Wolken (12.2)	Osterbur (12.7)

Other Efforts:

LJ	15'5"	Fletcher
PV	NH	Chastain
TJ	35'6"	Osterbur
Shot	34'10"	Hitt
Discus	93'	Hitt
HH	21.1	Marrs
400	66.3	Marrs
3200	11"38.0	Rohde
1600	5:35.0	Rohde 5:42 Rabe
100	12.3	Blackburn 12.5 Fletcher
	12.4	Bewley
200	25.4	Fletcher 26.2 Doehring
	26.8	Benso
800	2:27.7	Irwin 2:32.0 Rabe







<u>Top 3 Teams:</u>	
SJO	89.5
M.S.	86
Oakwood	53

### SPARTAN CLASSIC

#### Meet Champs:

3200            10:01.5    Jon Jamison  
 F-S 1600      4:43.4      Adam Marriott

#### Other Placers:

Discus	3rd	144'0"	Ryan Buss
Shot	4th	49'4"	Ryan Buss
HJ	6th	5'8"	Chris Hawk
PV	4th	10'0"	James Kary
3200	3rd	10:20.8	Scott Mangers
HH	3rd	15.8	Lucas Marrs 2nd 16.3 Ryan Jones
800	4th	2:05.7	Jim McDannald 6th 18.0 Mike Benso
400	3rd	53.7	Daton Kaisner
F-S 400	3rd	55.9	Paul Cousert 4th 56.1 Jeff Blackburn
IH	2nd	41.1	Lucas Marrs 6th 44.0 James Kary
1600	2nd	4:44.8	Jon Jamison 3rd 4:50.6 Scott Mangers
200	5th	24.6	Chad Osterbur
3200 Relay	3rd	8:42.1	A. Marriott(2:09.6) L. Marriott(2:16.0) C. Jamison(2:08.0) J. McDannald(2:09.5) Kaisner(11.9) Osterbur(11.0) Jones(11.0) Marrs(12.0)
400 Relay	4th	46.0	Bewley(12.7) Fletcher(12.3) Cousert(11.5) Osterbur(12.2)
F-S	5th	49.0	Kary(26.0) Osterbur(24.4) Jones(25.4) Hawk(25.0)
800 Relay	5th	1:40.8	Kaisner(54.5) Hawk(54.4) Osterbur(55.8) McDannald(55.4)
1600 Relay	4th	3:40.4	

#### Other Efforts:

100    12.0 Osterbur  
 200    25.1 Jones            25.4 Blackburn 24.1 Marrs  
 HH    17.2 Kary  
 TJ    37'7" Hawk            37'7"C. Osterbur  
 LJ    16'4" Fletcher  
 400    59.1 Doehring  
 800    2:10 C. Jamison  
 1600   5:05 L. Marriott  
 Shot 45' Stearns



SJO F-S Invitational

Top 3

14 Teams

SJO 66  
GRF 52 1/2  
Mont. 51

Champions:

PV 10'6" Paul Cousert

HH 16.4 Ryan Jones

IH 44.9 Mike Benso

800 2:105 Adam Marriott

1600 4:54 Adam Marriott

1600 Relay 3:48.9 Blackburn (56.9) Wolken (58.1) Osterbur (57.5) Cousert (56.4)

Other Placers:

PV 9'6" 2nd Adam Chastain

HJ 5'8" 5th Ryan Jones

TJ 37'11" 4th Chris Osterbur

Discus 119'1" 3rd Steve Bewley

IH 45.1 2nd Ryan Jones

400 56.1 3rd Paul Cousert

1600 5:08.1 5th Levi Marriott

200 25.1 3rd Ryan Jones

Other Efforts:

TJ 34'5" Mike Benso

35'10" Dirk Doehring

Shot 37'10" Steve Bewley

29'7" Brad Kroll

Discus 78'0" Brad Kroll

IH 54.9 Joel Marrs

400 57.3 Jeff Blackburn

60.8 Dirk Doehring

3200 11:42 Jay Rohde

1600 5:34 Jay Rohde

100 12.5 Jeff Blackburn

13.1 Aaron Fletcher 13.1 Adam Chastain

200 26.5 Aaron Fletcher

26.9 Mike Benso

800 2:28.9 Nathan Irwin

2:35.8 Clint Rabe

HH 18.4 Mike Benso



18 Teams  
Top 3:  
 SJO 118  
 U-High 60  
 Clinton 58

Clinton Carnival

SJO dominated the field events and running!

Meet Champions:

Shot 50'9" Ryan Buss \* 50-150 double!  
 Discus 153'2" Ryan Buss  
 Pole Vault 11'6" Paul Cousert  
 3200 9:45.7 Jon Jamison \* Meet Record!  
 300 Hurdles 40.3 Lucas Marrs

Other Placers:

HJ 4th 5'10" Chris Hawk  
 TJ 4th 38'8" Chris Hawk  
 LJ 5th 18'7" Andy Marx  
 Shot 4th 47'4" Jason Stearns  
 200 3rd 24.1 Chad Osterbur  
 400 4th 53.6 Daton Kaisner  
 800 4th 2:05.7 Adam Marriott  
 1600 3rd 4:39.1 Jon Jamison  
 3200 4th 10:32.1 Scott Mangers  
 HH 2nd 15.5 Lucas Marrs 4th 16.5 Ryan Jones  
 IH 5th 43.0 James Kary  
 400 Relay 3rd 45.8 Kaisner(12.2) Osterbur(10.8) Jones(11.7)  
 Marris(11.1)  
 800 Relay 4th 1:38.8 Blackburn(25.6) Osterbur(23.4) Marx(25.1)  
 Hawk(24.2)  
 1600 Relay 3rd 3:37.0 Kaisner(54.4) Hawk(54.4) Cousert(55.5)  
 Marris(52.5)

Other Efforts:

HJ 5'6" Marx  
 TJ 35'0" Doehring  
 LJ 14'9" Fletcher  
 Discus 125'0" Stearns  
 400 55.4 Osterbur  
 800 2:06.8 Jamison  
 100 12.9 Blackburn 13.1 Wolken  
 3200 Relay 9:16.0 Jamison(2:10.0) Marriott(2:13.5) Rhode(2:27.3)  
 Rabe(2:26.0)



33 Teams  
Top 3  
SJO 69  
Carlinsville 66  
M.S. 65

Mahomet Invitational

Meet Champions:

SJO came from behind to win by a hair.

3200 4th Jon Jamison

Other Placers:

PV 4th 11'6" James Kary 5th 11'0 Paul Cousert  
HH 3rd 15.5 Lucas Marrs 5th 16.3 Ryan Jones  
IH 2nd 40.2 Lucas Marrs 5th 42.5 James Kary  
1600 5th 4:39 Adam Marriott 6th 4:42.2 Ryan Jones  
LJ 5th 19'3" Andy Marx  
TJ 6th 38'11" Chris Hawk  
Shot 2nd 50'6" Ryan Buss  
Discus 5th 149'11" Ryan Buss  
800 6th 2:02.4 Jim McDannald  
200 6th 24.4 Chad Osterbur  
3200 R. 3rd 8:25.4 Marriott(2:07.6) Jamison(2:08.6)  
Mangers(2:07.4) McDannald(2:02.7)  
400 R. 3rd 45.5 Kaisner(12.0) Osterbur(10.8)  
Jones(11.5) Marrs(11.1)  
1600 R. 3rd 3:31.3 Marrs(53.2) McDannald(53.5)  
Hawk (53.5) Kaisner(52.1)

Other Efforts:

HJ 5'8" Andy Marx 5'8" Chris Hawk  
TJ 36'10" Chris Osterbur  
Discus 125'0" Jason Stearns  
Shot 45'11" Jason Stearns  
100 12.2 Aaron Fletcher 12.4 Jeff Blackburn  
400 54.8 Jeff Blackburn 55.4 Paul Cousert  
800 2:10.8 Craig Jamison  
800 R. 1:37.7 Kaisner(24.1) Osterbur(24.1)  
Jones(25.2) Hawk(24.7)  
3200 10:54 Levi Marriott



Varsity ICC

Meet Champions:

3200 10:20 Jon Jamison  
1600 4:45 Jon Jamison  
TJ 40'9" Chris Hawk  
HJ 5'10" Chris Hawk  
Shot 50'1" Ryan Buss  
PV 11'6" James Kary  
800 2:01.8 Jim McDannald  
1600 R. 3:40.1 McDannald(54.1) Cousert(56.4) Blackburn(55.4)  
Kaisner(54.1)

Other Placers:

PV 11'0" 2nd Paul Cousert  
LJ 20'4" 2nd Andy Marx  
HJ 5'8" 4th Andy Marx  
Shot 43'2" 4th Jason Stearns  
Discus 130'7" 5th Jason Stearns  
TJ 37'0" 5th Chris Osterbur  
200 24.0 3rd Chad Osterbur 24.7 5th Lucas Marrs  
HH 15.3 2nd Lucas Marrs 16.3 3rd Ryan Jones  
IH 40.9 2nd Lucas Marrs 43.7 3rd James Kary  
400 R. 45.5 2nd Kaisner, Osterbur, Jones, Marrs  
800 R. 1:39.6 2nd Blackburn(25.7) Osterbur(23.9) Jones(25.1)  
Hawk(25.0)  
3200 R. 3rd A. Marriott(2:10.6) L. Marriott(2:21)  
Rohde(2:25.0) Jamison(2:21)  
100 11.7 ? Chad Osterbur  
400 54.8 4th Daton Kaisner  
1600 4:46.9 2nd Adam Marriott  
3200 10:35.3 2nd Scott Mangers

Other Efforts:

100 12.5 Brad Wolken  
400 56.1 Chris Osterbur  
LJ 19'9" Chris Osterbur



# Sectional

18 teams

Top 3  
SJO 124  
Monticello 80  
Oakwood 70

## Meet Champions:

Our Team - Holy Cow

Shot 49'9" Ryan Buss

won by 1/2" on last throw

3200 10:00.8 Jon Jamison

1600 4:34.4 Adam Marriot

3200 Relay 8:20.2 Marriott (2:04.3) Jamison(2:06.4) Mangers(2:07) McDannald(2:02.3)

1600 Relay 3:30.0 Marrs(52.7) McDannald(52.3) Hawk(52.9) Kaisner(52.0)

## Other State Qualifiers:

HH 15.3 2nd Lucas Marrs

IH 40.4 2nd Lucas Marrs

1600 4:38.6 2nd Jon Jamison

400 Relay 45.5 2nd Kaisner(12.3) Osterbur(10.8) Jones(11.2) Marrs(10.8)

## Other Placers:

HJ 5'10" 5th Chris Hawk

HH 16.4 4th Ryan Jones

PV 11'6" 3rd Paul Cousert

11'0" 5th James Kary

TJ 39'4" 3rd Chris Hawk

Shot 45'9" 5th Jason Stearns

Discus 138'7" 3rd Ryan Buss

200 24.0 4th Chad Osterbur

IH 42.2 4th James Kary

800 Relay 1:36.3 3rd Kaisner(24.3) Osterbur(23.3) Jones(25.0) Hawk(24.1)

## Other Efforts:

LJ 19'1" Andy Marx

TJ 25'7" Chris Osterbur

HJ 5'8" Ansy Marx

Discus 127'0" Jason Stearns

3200 11:01 Levi Marriott

800 2:08.9 Craig Jamison

100 12.0 James Kary

12.1 Aaron Fletcher

200 25.8 Paul Cousert

400 55.2 Jeff Blackburn

55.4 Chris Osterbur



IHSA STATE MEET

PLACERS: ALL STATERS

300 Hurdles 7th 40.21 FAT/40.0 Lucas Marrs  
3200 8th 9:50.81 FAT Jon Jamison

Other Efforts Including Prelims

HH 15.2 Prelims 3rd / fell in semis Lucas Marrs  
1600 4:42.7 Adam Marriott  
Shot 46'11" Ryan Buss  
IH 40.25 FAT/40.2 Lucas Marrs  
400 Relay 46.5 Daton Kaisner, Chad Osterbur, Ryan Jones, James Kary  
1600 Relay 3:33.9 Lucas Marrs (52.5), Jim McDannald (51.9), Chris Hawk (57.0) -leg problem, Daton Kaisner (52.5)  
3200 Relay 8:20.98 prelims Adam Marriott (2:04.3), Craig Jamison (2:07), Scott Mangers (2:06.7), Jim McDannald (2:02.7)  
11th 8:32.04 finals Adam Marriott (2:03.6), Craig Jamison (2:08.6), Scott Mangers (2:09.9), Jim McDannald (2:00.3)

AREA BEST MEET

52 teams

PLACERS

1600 4:36.5 2nd Jon Jamison  
800 2:02.3 2nd Jim Mc Dannald  
I. Hurdles 40.6 2nd Lucas Marrs

OTHERS

Shot 48'4" Ryan Buss  
Discus 144'7" Ryan Buss  
TJ 37'4" Chris Hawk  
IH 40.6 Lucas Marrs  
HH 16.4 Ryan Jones  
3200 Relay 8:40.7 Adam Marriott (2:09), Craig Jamison (2:06.8), Scott Mangers (2:07.6), Levi Marriott (2:17.1)  
400 Relay 46.7 Daton Kaisner, Chad Osterbur, Ryan Jones, Chris Osterbur  
1600 Relay 3:37.3 Daton Kaisner (53.6), Chris Hawk (53.7), Jeff Blackburn (54.4), Chris Osterbur (55.6)



## ST. JOSEPH-OGDEN TRACK AND FIELD RECORDS

Event	Name	Performance	Year
100 meters	Bryan Benso	11.0	1986
200 meters	Ryan Ring	11.0	1993
	Neal Garrison	22.18	1991
110 m HH	Bryan Benso	14.4	1986
300 m LH (30")	Bryan Benso	37.65 AT	1986
300 m IH (36")	Neal Garrison	39.0	1991
400 m	Ryan Ring	50.4	1993
800 m	Brian Allen	1:55.4	1993
1600 m	Brian Allen	4:22.9	1993
3200 m	Arthur Freeman	9:41.3	1980
Shot Put	Keith Pogue	52'1 1/2"	1985
Discuss	Ryan Buss	153'2"	1995
Long Jump	Ken Waltsgott	23'6"	1986
Triple Jump	Ken Waltsgott	45'1 1/2"	1986
High Jump	Bryan Benso	6'8"	1986
Pole Vault	Kipp Batty	13'6"	1992
400 m Relay	Ryan Ronk	44.3	1991
	Neal Garrison		
	Matt Talbott		
	Dave Lannert		
800 m Relay	Darrin Kaisner	1:32.5	1993
	Ryan Ring		
	Daryl Brower		
	Dylan Maddox		
1600 m Relay	Daryl Brower	3:25.5	1993
	Ryan Ring		
	Daton Kaisner		
	Dylan Maddox		
3200 m Relay	Melvin Goodman	8:05.2	1992
	Ryan Ring		
	Nathan Buss	8:05.49 AT	
	Brian Allen		



Event	Name	Performance	Year
F-S			
400 m Relay	Ryan Ronk Daryl Brower Dylan Maddox Ryan Craig	46.0	1991
F-S 800 m Relay	Lornie Ring Mike Eiskamp Kim Broeker Dean Danner	1:38.6	1969
F-S 1600 M Relay	Jim LeRette Dave Immke Darren Karrick Bryan Benso	3:41.2	1984
F-S 3200 M Relay	Mel Goodman Ryan Ring Andy Ingram Nathan Buss	8:30.2	1990

Indoor Events

300yd.	Bryan Benso	32.4	1986
60yd.	Neal Garrison	6.45	1991
60HH	Bruce Bennett	7.6	1989
600yd.	Dave Immke	1:18.4	1987

AT  
Automatic Timing  
State Meet