

2012

BULLDOG CC CROSS COUNTRY

Coaches

Neal Garrison, Todd Lafond
Gary Garrison

Captains

Kyle Appelquist, Bobby Butler
Chris Carlton, Ethan Russell
Jonathan Schaap, Forrest Smoes
Dhairav Vakil, James Williams

Boosters Representatives

Paul and Lori Schaap

Hardest Season Workouts

Up to 16 miles per day
1 hour Time Trials
30 - 400's in an hour
5 repeat miles under 5:00 pace
Up to 100 miles a week

Old Dog Sub 5 Min. Mile Club

Chris Carlton, Matthew Chupp
Trevor Hanlon, Alex Keeble
Jake Keller, Curt Kupferschmid
Jackson Powell, Ethan Russell
Jonathan Schaap, Forrest Smoes
James Williams, William Wolf

Sub 5 Min. for 5 one Miles Club

Ethan Russell, Jonathan Schaap
Forrest Smoes

South Mahomet Loop Sub 30 Runners

Kyle Appelquist, Bobby Butler
Chris Carlton, Matthew Chupp
Trevor Hanlon, Alex Keeble
Jake Keller, Curt Kupferschmid
Jackson Powell, Ethan Russell
Jonathan Schaap, Forrest Smoes
Dhairav Vakil, James Williams

Team Meet Results

1st at Charleston Invitational
1st at Charleston Invitational Open
2nd at Springfield Invitational
1st at Springfield Invitational Open
1st at Springfield Invitational Freshman
13th at PND Invitational
1st at East Peoria Invitational
1st at Metamora Invitational
2nd at Cornbelt Conference
1st at IHSA Regional
1st at IHSA Sectional
11th at IHSA State

Team School Records

Highest Charleston Invitational - 1st
Highest Charleston Open Invite - 1st
Highest Springfield Freshman Invite - 1st
Highest Spring. Open Invite - 1st
Highest PND Invitational - 13th
Highest East Peoria Invitational - 1st
Highest Metamora Invitational - 1st
Highest Cornbelt Conference - 2nd
Highest AA Regional - 1st
Highest AA Sectional - 1st

Team State Rankings

Pre-season - Ranked #14
Week 1 - Ranked #13
Week 2 - Ranked #9
Week 3 - Ranked #5
Week 4 - Ranked #6
Week 5 - Ranked #7
Week 6 - Ranked #5
Week 7 - Ranked #7
Final - Ranked #7

Fastest Mahomet time ever at the

Charleston Invite - Jonathan Schaap 15:42
Springfield Invite - Jonathan Schaap 15:24
East Peoria Invite - Jonathan Schaap 14:58
Metamora Invite - Jonathan Schaap 14:50

Meet Champions

Charleston Invite Open - Jackson Powell
Springfield Invite - Jonathan Schaap
Springfield Invite Fr. - Alex Keeble
East Peoria Invite - Jonathan Schaap
Conference - Forrest Smoes

Meet Runner-Ups

Charleston Invite Open - William Wolf
East Peoria Invite - Forrest Smoes
Metamora Invite - Jonathan Schaap
Conference Meet - Jonathan Schaap
Regional Meet - Forrest Smoes
Sectional Meet - Jonathan Schaap

Summer Mileage Kings

Mason McAnally - 250 Mile Club
Niko Householder - 300 Mile Club
Jack Hyde - 300 Mile Club
Trevor Hanlon - 400 Mile Club
Daniel Middendorf - 400 Mile Club
William Wolf - 400 Mile Club
Nathaniel Cebulski - 500 Mile Club
Alex Keeble - 500 Mile Club
Bobby Butler - 600 Mile Club
Chris Carlton - 600 Mile Club
Jackson Powell - 600 Mile Club
Jonathan Schaap - 600 Mile Club
Kyle Appelquist - 700 Mile Club
Dhairav Vakil - 700 Mile Club
James Williams - 700 Mile Club
Ethan Russell - 800 Mile Club
Forrest Smoes - 1000 Mile Club

1000 York Mile Club

Kyle Appelquist - 1000 York Miles
Bobby Butler - 1000 York Miles
Dhairav Vakil - 1000 York Miles
Ethan Russell - 1100 York Miles
Forrest Smoes - 1400 York Miles

Most Consecutive Days of Running

#1 - Forrest Smoes 524+ days
#3 - Jonathan Schaap 445+ days
#5 - Ethan Russell 191+ days
#8 - Kyle Appelquist 158 days
#14 - Bobby Butler 95 days

Most Improvement over a Career

#8 - Daniel Middendorf 6:10
#10 - Nathaniel Cebulski 5:48
#21 - John Williams 4:19
#34 - James Williams 3:28
#41 - Jonathan Schaap 3:17

14 Minute 3 Mile Studs

Jonathan Schaap 14:47.2
Forrest Smoes 14:47.8

15 Minute 3 Mile Studs

Ethan Russell 15:25
Alex Keeble 15:36
James Williams 15:59

16 Minute 3 Mile Studs

Matthew Chupp 16:01
Jackson Powell 16:06
William Wolf 16:12
Trevor Hanlon 16:16
Chris Carlton 16:26
Curt Kupferschmid 16:51
Bobby Butler 16:53
Jake Keller 16:54
Jack Hyde 16:55

All-Conference

Forrest Smoes 1st
Jonathan Schaap 2nd
Ethan Russell 9th

Top 10 in Regional

Forrest Smoes 2nd
Jonathan Schaap 4th
Ethan Russell 5th
Alex Keeble 7th

All-Sectional

Jonathan Schaap 2nd
Forrest Smoes 3rd

State Qualifiers

Matthew Chupp, Alex Keeble
Jackson Powell, Ethan Russell
Jonathan Schaap, Forrest Smoes
James Williams

All-State

Jonathan Schaap 10th
Forrest Smoes 11th

News Gazette Nifty Fifty

Ethan Russell, Jonathan Schaap
Forrest Smoes

News Gazette All-Area

Matthew Chupp, Alex Keeble,
Ethan Russell, Jonathan Schaap,
Forrest Smoes, James Williams

Brent Johnson True Grit Award

Dhairav Vakil

Bulldog Award

Jonathan Schaap & Forrest Smoes

Most Improved Runner

James Williams

Most Improved FS Runner

William Wolf

Most Valuable Runner

Forrest Smoes & Jonathan Schaap

Most Valuable FS Runner

Alex Keeble

Scholar Athletes

Bobby Butler, Trevor Hanlon
Daniel Middendorf, Kenny Pauley
Jackson Powell, Ethan Russell
Jonathan Schaap, Forrest Smoes
Dhairav Vakil, James Williams
John Williams, William Wolf

Sportsmanship Award

Trevor Hanlon

Team Spirit

Kyle Appelquist

End of the Season Book Index

Special Thanks

XC Summer Camp

Summer Running Awards

- 250 Mile Club
- 250 Mile Club Past Award Winners
- 300 Mile Club
- 300 Mile Club Past Award Winners
- 400 Mile Club
- 400 Mile Club Past Award Winners
- 500 Mile Club
- 500 Mile Club Past Award Winners
- 600 Mile Club
- 600 Mile Club Past Award Winners
- 700 Mile Club
- 700 Mile Club Past Award Winners
- 800 Mile Club
- 800 Mile Club Past Award Winners
- 1000 Mile Club
- 1000 Mile Club Past Award Winners
- 1000 York Mile Club
- 1000 York Mile Club Past Award Winners
- Most Consecutive Days in a Row

Team Members

- Team Roster
- Coaches
- 26 Runner Biographies
- Captains
- Boosters Representatives

Practices

- Season Workout Plan
- 1 Hour of 400's Workout
- 1 Hour Run
- 12 - 800's Workout
- York 5 x 1 mile Workout
- Palatine 3 x 1 Mile Workout
- Dirty Doubles Workout
- Time Trial Times
- Mile Repeat Times
- Old Dog Club
- Sub 5 for 5 Club
- Scavenger Hunt
- South Mahomet Loop Club
- Mahomet Invitational Fun Run

Events

- Golf Cars
- Homecoming Parade
- Pasta Parties
- Senior Meet

Team Stats

- Team Record
- Illinois Prep Harriers Quotes
- State Rankings
- Meet Summaries
- Top 3 Mile Times
- Meet Times Chart
- Year By Year Improvement

Newspaper Articles

- Mahomet Citizen
- News Gazette
- Pantagraph

Hall of Fame

Awards

End of Season Award Winners

- Letter Winners
- 1st Year Letter Winners
- 2nd Year Letter Winners
- 3rd Year Letter Winners
- 4th Year Letter Winners
- Brent Johnson True Grit Award
- Bulldog Award
- Clydesdale Award Winners
- Fastest Freshman Award Winners
- Fastest Sophomore Award Winners
- Fastest Junior Award Winners
- Fastest Senior Award Winners
- Fastest 1st Year Award Winners
- Most Improved FS Award Winners
- Most Improved Award Winners
- Most Valuable FS Award Winners
- Most Valuable Award Winners
- Most Improved over a Career
- Scholar Athlete
- Sportsmanship
- Team Spirit

Standout Performances

- News-Gazette Nifty Fifty
- Team Meet Champions
- Individual Champions
- School Record Holder
- Runners in the 14's
- Runners in the 15's
- Runners in the 16's
- News-Gazette All Area

Weekly Awards

- Athlete of the Week
- Coaches Pick of the Week
- Excellent Workout of the Week
- Most Improved of the Week
- New Runner of the Week
- Team Spirit of the Week

Fastest Invitational Times

- Fastest Freshmen
- Fastest Sophomores
- Fastest Juniors
- Fastest Seniors
- Charleston Invitational Medalists
- Fastest Charleston Invitational Times
- Springfield Invitational Medalists
- Fastest Springfield Invitational Times
- Peoria ND Invitational Medalists
- Fastest Peoria Notre Dame Invite Times
- East Peoria Invitational Medalists
- Fastest East Peoria Invitational Times
- Metamora Invitational Medalists
- Fastest Metamora Invitational Times
- All Conference Runners
- Conference Team Places
- Top 10 Regional Placers
- Regional Team Places
- All-Sectional Runners
- Sectional Team Places
- State Qualifiers
- All-State Runners
- State Team Places
- Fastest State Meet Times

Invitational Results

- Charleston Invitational
- Springfield Invitational
- Peoria ND Invitational
- East Peoria Invitational
- Metamora Invitational
- Cornbelt Conference
- Regional
- Sectional
- State

MAHOMET-SEYMOUR
BOYS CROSS COUNTRY



Boys Cross Country Camp

Each year our team hosts a Cross Country Camp. Our camp is optional. Our camp is free of charge. The intent of our camp is to set up a time and place for our returning runners and new runners to get a chance to meet each other. Our 2012 camp was hosted by Coach Lafond at his house. We had a pizza party with games and prizes. Shirts were given away to all runners as well as our summer running packet.

2012 Boys Cross Country Camp Brochure



MAHOMET-SEYMOUR BOYS CROSS COUNTRY



2012 Boys Cross Country Special Thanks Page

Coach Garrison and the team would like to thank the following people for their help with the team.

Gary Garrison

For volunteering his time to coach the runners.

Todd Lafond

For volunteering his time to coach the runners.

Paul and Lori Schaap

For volunteering as the boys cross country boosters reps.
They meet at least once a month to represent our team.

Mahomet-Seymour Boosters

For donating money for watches.

John "Fitz" Fitzpatrick

For donating running books to the team.

To all of our parents

For making treats for the team for each meet.

Gary Garrison

For buying dairy queen and subway cards for the bulldog challenges.

John and Carolyn Williams

For organizing the raffle for the team.

John and Carolyn Williams

For buying meat for our invitational.

Paul and Lori Schaap

For buying meat for our invitational.

Keith and Ann Huff

For taking and posting so many pictures for the team.

John and Carolyn Williams

For making the character head signs for the State meet.

John and Carolyn Williams

For making an end of the year video for the team.

Outback Steakhouse

For donating steak dinners to the team.

John and Julie Butler

For hosting a pasta party for the team.

Keith and Ann Huff

For hosting a pasta party for the team.

Jeff and Bonnie Coburn

For hosting a pasta party for the team.

Jay and Stephanie Middendorf

For co-hosting a pasta party for the team.

Jonathan and Sue Keeble

For hosting a pasta party for the team.

Rick and Traci Hyde

For co-hosting a pasta party for the team.

Jim and Nancy Householder

For hosting a pasta party for the team.

John and Carolyn Williams

For hosting a pasta party for the team.

Dale and Jane Smoes

For hosting a pasta party for the team.

Paul and Lori Schaap

For hosting a pasta party for the team.

Britt and Lisa Powell

For hosting a pasta party for the team.

John, Kim & Kaitlyn Duchien

For their constant support and donations to the team.

John and Carolyn Williams

For buying and cooking pork chop sandwiches for the team at Sectionals

Craig and Judy Brownfield

For making a financial donation to the team.

The Home Depot

For making a financial donation to the team.

Walmart (Savoy)

For making a financial donation to the team.

Jonathan and Sue Keeble

For making a financial donation to the team.

Paul and Lori Schaap

For making a financial donation to the team.

John and Julie Butler*

For making a financial donation to the team.

Karl and Pam Appelquist*

For making a financial donation to the team.

Brian and Michaela Carlton*

For making a financial donation to the team.

Scott and Julia Cebulski*

For making a financial donation to the team.

Chad and Linda Kupferschmid*

For making a financial donation to the team.

Craig and Chris Russell*

For making a financial donation to the team.

Dale and Jane Smoes*

For making a financial donation to the team.

Praful and Pradnya Vakil*

For making a financial donation to the team.

Tom and Janet Hanlon*

For making a financial donation to the team.

Keith and Ann Huff*

For making a financial donation to the team.

Britt and Lisa Powell*

For making a financial donation to the team.

Richard and Ava Wolf*

For making a financial donation to the team.

Jim and Nancy Householder*

For making a financial donation to the team.

Rich and Traci Hyde*

For making a financial donation to the team.

Jonathan and Sue Keeble*

For making a financial donation to the team.

Kerry Keller and Sheila Armstrong*

For making a financial donation to the team.

Tim and Laura Magyar*

For making a financial donation to the team.

MAHOMET-SEYMOUR
250
MILE
RUNNING CLUB



2012 Summer Running 250 Mile Club

Mason McAnally

This page was created to honor those runners who have made the commitment and sacrifice to themselves and the team to run 250 miles over the summer. This is an impressive 3.7 miles a day 7 days a week. These runners have sacrificed their time and energy to make every attempt to better prepare themselves for the upcoming season.

"Many have the will to win. Few have the will to prepare."

Previous 250 Mile Club Award Runners

MAHOMET-SEYMOUR

250

MILE

RUNNING CLUB

Year	Award Winner
2012	Mason McAnally
2011	Daniel Middendorf
2010	James Williams
2009	----
2008	----
2007	----
2006	----
2005	----
2004	----
2003	----
2002	----

The 250 Mile Club Award is given to the athlete who runs a minimum of 250 miles in the summer months to get prepared for the season. We have given this award since 2002.

MAHOMET-SEYMOUR

300

MILE

RUNNING CLUB



2012 Summer Running 300 Mile Club

Niko Householder
Jack Hyde

This page was created to honor those runners who have made the commitment and sacrifice to themselves and the team to run 300 miles over the summer. This is an impressive 4.4 miles a day 7 days a week. These runners have sacrificed their time and energy to make every attempt to better prepare themselves for the upcoming season.

"Many have the will to win. Few have the will to prepare."

[Previous 300 Mile Club Award Runners](#)

MAHOMET-SEYMOUR

300

MILE

RUNNING CLUB

Year	Award Winner
2012	Niko Householder Jack Hyde
2011	William Wolf
2010	Kyle Appelquist Chris Carlton Ethan Russell Dhairav Vakil
2009	Ryne Swenson
2008	John Butcher Elijah Johnson Lucas Prather Henry Wolf
2007	Alex Charter
2006	Jacob Mahaffey Michael Mansfield
2005	Devin Lyons
2004	----
2003	----
2002	----

The 300 Mile Club Award is given to the athlete who runs a minimum of 300 miles in the summer months to get prepared for the season. We have given this award since 2002.

MAHOMET-SEYMOUR

400

MILE

RUNNING CLUB



2012 Summer Running 400 Mile Club

Trevor Hanlon
Daniel Middendorf
William Wolf

This page was created to honor those runners who have made the committment and sacrifice to themselves and the team to run 400 miles over the summer. This is an impressive 5.9 miles a day 7 days a week. These runners have sacrificed their time and energy to make every attempt to better prepare themselves for the upcoming season.

"Many have the will to win. Few have the will to prepare."

[Previous 400 Mile Club Award Runners](#)

MAHOMET-SEYMOUR

400

MILE

RUNNING CLUB

Year	Award Winner
2012	Trevor Hanlon Daniel Middendorf William Wolf
2011	Chris Carlton Cale McCormick
2010	Elijah Johnson Forrest Smoes Ryne Swenson
2009	John Butcher Caleb Johnson Dan Lewis Lucas Prather Jonathon Schaap
2008	---
2007	Kurt Bucker Thomas Thoren Brandon Keeney
2006	Devin Lyons Troy Pittman Justin Sebens
2005	Justin Sebens
2004	Patrick Kirwan Justin Sebens
2003	----
2002	----

The 400 Mile Club Award is given to the athlete who runs a minimum of 400 miles in the summer months to get prepared for the season. We have given this award since 2002.

MAHOMET-SEYMOUR

500

MILE

RUNNING CLUB



2012 Summer Running 500 Mile Club

Nathaniel Cebulski

Alex Keeble

This page was created to honor those runners who have made the commitment and sacrifice to themselves and the team to run 500 miles over the summer. This is an impressive 7.4 miles a day 7 days a week. These runners have sacrificed their time and energy to make every attempt to better prepare themselves for the upcoming season.

"Many have the will to win. Few have the will to prepare."

[Previous 500 Mile Club Award Runners](#)

MAHOMET-SEYMOUR

500

MILE

RUNNING CLUB

Year	Award Winner
2012	Nathaniel Cebulski Alex Keeble
2011	Ethan Russell Jonathan Schaap Forrest Smoes Dhairav Vakil
2010	John Butcher Dan Lewis Lucas Prather Jonathan Schaap
2009	Elijah Johnson Henry Wolf
2008	----
2007	Austin Beck Jacob Mahaffey
2006	----
2005	----
2004	----
2003	----
2002	----

The 500 Mile Club Award is given to the athlete who runs a minimum of 500 miles in the summer months to get prepared for the season. We have given this award since 2002.

MAHOMET-SEYMOUR

600

MILE

RUNNING CLUB



2012 Summer Running 600 Mile Club

Bobby Butler
Chris Carlton
Jackson Powell
Jonathan Schaap

This page was created to honor those runners who have made the commitment and sacrifice to themselves and the team to run 600 miles over the summer. This is an impressive 8.9 miles a day 7 days a week. These runners have sacrificed their time and energy to make every attempt to better prepare themselves for the upcoming season.

"Many have the will to win. Few have the will to prepare."

Previous 600 Mile Club Award Runners

MAHOMET-SEYMOUR

600

MILE

RUNNING CLUB

Year	Award Winner
2012	Bobby Butler Chris Carlton Jackson Powell Jonathan Schaap
2011	Kyle Appelquist Bobby Butler Elijah Johnson Curt Kupferschmid Dan Lewis Lucas Prather
2010	----
2009	----
2008	Jacob Mahaffey
2007	----
2006	----
2005	----
2004	----
2003	----
2002	----

The 600 Mile Club Award is given to the athlete who runs a minimum of 600 miles in the summer months to get prepared for the season. We have given this award since 2002.

MAHOMET-SEYMOUR

700

MILE

RUNNING CLUB



2012 Summer Running 700 Mile Club

Kyle Appelquist

Dhairav Vakil

James Williams

This page was created to honor those runners who have made the commitment and sacrifice to themselves and the team to run 800 miles over the summer. This is an impressive 10.3 miles a day 7 days a week. These runners have sacrificed their time and energy to make every attempt to better prepare themselves for the upcoming season.

"Many have the will to win. Few have the will to prepare."

[Previous 800 Mile Club Award Runners](#)

MAHOMET-SEYMOUR

700

MILE

RUNNING CLUB

Year	Award Winner
2012	Kyle Appelquist Dhairav Vakil James Williams
2011	----
2010	----
2009	----
2008	Austin Beck
2007	----
2006	----
2005	----
2004	----
2003	----
2002	----

The 700 Mile Club Award is given to the athlete who runs a minimum of 700 miles in the summer months to get prepared for the season. We have given this award since 2002.

MAHOMET-SEYMOUR

800

MILE

RUNNING CLUB



2012 Summer Running 800 Mile Club

Ethan Russell

This page was created to honor those runners who have made the commitment and sacrifice to themselves and the team to run 800 miles over the summer. This is an impressive 11.8 miles a day 7 days a week. These runners have sacrificed their time and energy to make every attempt to better prepare themselves for the upcoming season.

"Many have the will to win. Few have the will to prepare."

Previous 800 Mile Club Award Runners

MAHOMET-SEYMOUR

800

MILE

RUNNING CLUB

Year	Award Winner
2012	Ethan Russell
2011	John Butcher
2010	----
2009	----
2008	----
2007	----
2006	----
2005	----
2004	----
2003	----
2002	----

The 800 Mile Club Award is given to the athlete who runs a minimum of 800 miles in the summer months to get prepared for the season. We have given this award since 2002.

MAHOMET-SEYMOUR

1000

MILE

RUNNING CLUB



2012 Summer Running 1000 Mile Club

Forrest Smoes

This page was created to honor those runners who have made the commitment and sacrifice to themselves and the team to run 1000 miles over the summer. This is an impressive 14.7 miles a day 7 days a week. These runners have sacrificed their time and energy to make every attempt to better prepare themselves for the upcoming season.

"Many have the will to win. Few have the will to prepare."

Previous 1000 Mile Club Award Runners

MAHOMET-SEYMOUR

1000

MILE

RUNNING CLUB

Year	Award Winner
2012	Forrest Smoes
2011	----
2010	----
2009	----
2008	----
2007	----
2006	----
2005	----
2004	----
2003	----
2002	----

The 1000 Mile Club Award is given to the athlete who runs a minimum of 1000 miles in the summer months to get prepared for the season. We have given this award since 2002.

MAHOMET-SEYMOUR

1000

YORK MILES

RUNNING CLUB



2012 June-August

1000 York Miles Running Club

Kyle Appelquist

Bobby Butler

Ethan Russell

Forrest Smoes

Dhairav Vakil

This page was created to honor those runners who have made the commitment and sacrifice to themselves and the team to run 1000 miles over the months of June, July and August. This is an impressive 10.87 miles a day 7 days a week. These runners have sacrificed their time and energy to make every attempt to better prepare themselves for the upcoming season.

"Many have the will to win. Few have the will to prepare."

Previous 1000 York Miles Club Award Runners

MAHOMET-SEYMOUR

1000

YORK MILES

RUNNING CLUB

Year	Award Winner
2012	Kyle Appelquist Bobby Butler Ethan Russell Forrest Smoes Dhairav Vakil
2011	John Butcher
2010	----
2009	----
2008	----
2007	----
2006	----
2005	----
2004	----
2003	----
2002	----

The 1000 York Mile Club Award is given to the athlete who runs a minimum of 1000 miles in June, July and August to get prepared for the season. We have given this award since 2002.

MAHOMET-SEYMOUR
BOYS CROSS COUNTRY



Most Consecutive Running Days in a Row

- Forrest Smoes 524+ Days as of Nov 26, 12 - June 30, 2011 - present
- Tray Kipp 453 Days - Nov 14, 2007 - Jan 29, 2009
- Jonathan Schaap 445+ Days as of Nov 26, 12 - Sept 5, 2011 - present
- Thomas Thoren 280 Days - Nov 11, 2006 - Aug 17, 2007
- Brian Plotner 230 Days - Nov 16, 2009 - July 3, 2010
- Ethan Russell 191+ Days as of Nov 26 - May 14, 2012 - present
- Jacob Mahaffey 181 Days - June 9, 2008 - Dec 7, 2008
- Kyle Appelquist 158 Days - June 1, 2011 - Nov 5, 2011
- A.J. Hay 156 Days - May 20, 2009 - Oct 22, 2009
- Jacob Mahaffey 138 Days - Nov 6, 2006 - Mar 28, 2007
- Dan Lewis 135 Days - May 21, 2009 - Oct 3, 2009
- Lucas Prather 115 Days - July 16, 2010 - Nov 7, 2010
- Kyle Appelquist 106 Days - May 18, 2012 - August 31, 2012
- Bobby Butler 95+ Days - May 29, 2012 - August 31
- Thomas Thoren 93 Days - Oct 23, 2005 - Jan 19, 2006
- John Butcher 92 Days - April 29, 2010 - July 29, 2010



Thomas Thoren

Someone has to set the standard and be the first to go past the old limits. Thomas set our standard for the first streak of 93 days. Thomas ran 4 years of cross country during the 2004-2007 seasons. He showed great determination during his freshman year and improved his time drastically throughout the year. He was the only runner his freshman year to earn the prized award of excellent effort award. He earned this through showing above and beyond the call of duty determination in practice. It was just a glimpse of what determination he had as a person and athlete. As a sophomore, Thomas carried his same great attitude and work ethic with him. He often took on the hardest workout and improved as a result.

As a junior Thomas ran continually all winter, spring and summer. Thomas ran at least 1 mile a day for 93 days. Thomas ran through the worst winter weather to accomplish this streak. Thomas drastically improved as a result of his hard work. He was a great example to the team of how hard work pays off. He improved 1 minute and 11 seconds from his sophomore year. As a senior, Thomas led his team again in off-season training. He ran one streak of 63 days in a row and another that started the season with over 280 days in a row. Thomas was one of the pace setters on the team as far as raising the bar for his teammates and for our future runners. Thomas also ran over 400 miles in the summer before his senior year and earned the title of captain of his team. He ran a lifetime personal best at conference with a time of 20:53. Thomas' first 3 mile time his freshman year was a 27:20. Most of his races were 26 and 27 minutes. He improved 6 minutes and 27 seconds from his first race to his last race. I credit this to his disciplined training.

This is a list of the runners who ran as many days they could run in a row. We set a minimum limit of 1 mile. However, most days our runners ran much more than the minimum. This award is quite an honor as it shows a great deal of commitment and dedication to oneself and the team. Illinois weather is one of the toughest on a runner. The horrible winter wind chills, the spring downpours of rain, the excessive humidity and summer heat all make this award more meaningful. We started this award in October of 2005.

Thomas' 93 Consecutive Day Reign consisted of:

The team standard has to be set for the current and future runners. Thomas was the first to take on the challenge setting the standard at 93. Thomas ran through below zero wind-chill. Thomas ran on days when school was canceled due to the extreme weather conditions. Thomas ran on days when school was let out early after getting 4 inches of snow in a couple hours. Thomas ran as late as 10 pm after visiting the doctor. He ran on the weekends when no one else was around. He ran on Christmas, New Years, and other days that very few people were willing to run on.

Jacob Mahaffey and Thomas Thoren's 138 & 280 Streak consisted of:

Running through 20 below wind-chill. Jacob and Thomas ran on 3 days when school was canceled due to the extreme weather conditions. They ran on days when school was let out early after getting 12 inches of snow in a couple of hours. Jacob ran as late at 11:50 pm. Both ran on holidays such as Christmas and New Years. Their dedication and commitment set a high standard for their current and future teammates.

MAHOMET-SEYMOUR
BOYS CROSS COUNTRY



2012 Mahomet-Seymour Boys Team Roster

Head Boys Coach: Neal Garrison
Volunteer Assistant Coach: Gary Garrison
Volunteer Assistant Coach: Todd LaFond

Bobby Butler	Senior
Matthew Chupp	Senior
Jonathan Schaap	Senior
John Williams	Senior
Kyle Appelquist	Junior
Chris Carlton	Junior
Nathaniel Cebulski	Junior
Jeff Coburn	Junior
Curt Kupferschmid	Junior
Daniel Middendorf	Junior
Ethan Russell	Junior
Forrest Smoes	Junior
Dhairav Vakil	Junior
James Williams	Junior
Trevor Hanlon	Sophomore
Ryan Huff	Sophomore
Kenny Pauley	Sophomore
Jackson Powell	Sophomore
Christopher Williams	Sophomore
William Wolf	Sophomore
Niko Householder	Freshman
Jack Hyde	Freshman
Alex Keeble	Freshman
Jake Keller	Freshman
Joey Magyar	Freshman
Mason McAnally	Freshman

Head Boys Coach: Neal Garrison

Contact Information:

ngarrison@ms.k12.il.us

Work Phone: (217) 586-4962 ext. 115

Home Phone: (217) 469-0005

Coaching Background:

St. Joseph Track & Field Camp Coach

St. Joseph Track Club Coach

Champaign Track Club Coach

Eastern Illinois University Distance Camp Coach

Eastern Illinois University Hurdle Camp Coach

Fisher HS Head Boys Track Coach

Salt Fork HS Head Girls and Boys CC Coach

Mahomet-Seymour HS Assist. Boys T & F Coach


Current Coaching:

Mahomet-Seymour HS Head Boys CC Coach

Running Experience:

Cross Country and Track & Field at SJO HS

Track & Field at Eastern Illinois University



Coach Neal Garrison in the 1980s in HS XC

Volunteer Assist. Coach: Todd LaFond

Contact Information:

tlafond@ms.k12.il.us

Work Phone: (217) 586-4962

Current Coaching:

Mahomet-Seymour HS Assist. Boys CC Coach

Mahomet-Seymour HS Assist. Boys T & F Coach

Running Experience:

Ran three years of cross country for St. Anne HS

Ran four years of track and field for St. Anne HS

State Qualifier in Cross Country

4:24 miler in track



Coach Todd LaFond in the 1970s in HS XC

Volunteer Assist. Coach: Gary Garrison

Coaching Background:

ITCCCA Coaches Hall of Fame

Track and Field Sepaker at many coaching conferences

SJO Head Track Coach - won 2 state titles

St. Joseph Track & Field Camp Coach


St. Joseph Track Club Coach

Champaign Track Club Coach

Eastern Illinois University Hurdle Camp Coach
Illini Heat Track and Field Club Coach
Many other track camps and clubs

Current Coaching:
Mahomet-Seymour HS Assist. Boys CC Coach
Mahomet-Seymour HS Assist. Boys Track Coach
Illinois CC and T & F Coaches Hall of Fame

Running Experience:
Track & Field at Washington HS
Track & Field at Illinois State University



Representing the Panthers in the Mile-Relay at State Competition were Dave Kelley, Gary Garrison, Ed Erickson, and Chet Colby.

Coach Gary Garrison in the 1960s in HS Track



2010, 2011, & 2012 Letterman

2011 & 2012 Captain

2011 Scholar/Athlete

2012 Team Spirit Award

300 Mile Club in 2010, 600 Mile Club in 2011
700 Mile Club in 2012, 1000 York Mile Club in 2012
Sub 30 South Mahomet Loop Run Club

2010 Personal Best Time 18:10 (17:55*)

2011 Personal Best Time 16:52 (16:40*)

2012 Personal Best Time 17:51

2010, 2011, & 2012 Medalist at the Charleston Invitational.
2010 Medalist at the Eureka FS Invitational.
2011 Medalist at the Springfield Invitational.

2010 News-Gazette Prep Cross Country Leaders List in
September, October & November.

2011 News-Gazette Prep Cross Country Leaders List in
September, October & November.

2012 News-Gazette Prep Cross Country Leaders List in
September & October.

Fastest Top 10 Freshmen Times List for the Charleston,
Eureka FS, East Peoria, and Metamora Invitational.
Fastest Top 10 Sophomore Times for the Springfield, East
Peoria, U-High, & Metamora Invitational.

Kyle Appelquist - Junior


Kyle is a third year high school cross country runner and three year letterman. Son of Karl and Pam Appelquist.

As a freshman, Kyle comes to our team with jr. high cross country experience under his belt. Kyle ran at State his 8th grade year. He earned a medal in his first high school race at the Charleston Invitational by placing 4th in the open race with a time of 18:37. He earned his way onto our highest open finishes at the Charleston Invitational by placing 4th. He was a member of the freshman meet championship team at the Springfield Invitational freshmen race. He earned his way onto our team's 10 fastest freshman lists for the Charleston, Eureka FS Invitational, East Peoria Invitational, and Metamora Invitational. He earned a medal at the Eureka FS Invitational by placing 15th. He was part of the Eureka FS meet champion team. Kyle went on to run a 3 mile personal best at the Peoria Notre Dame Invitational with a time of 18:10. Kyle ran a season best at the East Peoria Invitational with a 17:55. Kyle ran 18:10 at the Metamora Invitational placing him into our top ten fastest freshmen times at this meet. Kyle made it onto our team's Regional roster his freshman year. He earned his way onto the News-Gazette Prep Cross Country Leaders List in September, October, & November.

As a sophomore, Kyle returns to the team as a letterman with one strong year of high school cross country and track under his belt. Kyle put in over 600 miles in the summer before his sophomore year. He earned the honor of being a captain his sophomore year. Kyle opened up his sophomore year by earning a medal at the Charleston Invitational by placing 12th in the open race. Kyle's second race he led our open team to a team championship. Kyle finished 3rd which is our highest open finish ever at the Springfield Invitational. Kyle earned a medal and ran a lifetime personal best of 17:29 on a very challenging course. He earned a spot on our fastest top 10 sophomore runners at the Springfield Invitational. Kyle earned high enough grades during his freshman year to earn an academic letter at the beginning of his sophomore year. This earned him our team's scholar/athlete award. He earned his athletic letter for cross country for the second year in a row. After a hard week of practice, Kyle just missed his lifetime best at the Peoria Notre Dame Invitational with another solid time of 17:37. Kyle had a major break through at the East Peoria Invitational where he really went after the top seven runners on our team. He ended up breaking into the 16s

for the first time with a 16:40. This would have been fast enough to win the fresh/soph race. He earned a spot on our fastest sophomore times list for the East Peoria Invite. Kyle made his way onto the News-Gazette prep cross country leaders in September. Kyle ran a 3 mile personal best at the U-High Invitational where he ran a 16:52 to run 8th for the team. Kyle earned his way onto the fastest U-High invitational times for sophomores. Kyle ran another solid race at the Metamora invitational with a time of 17:28. He earned his way onto our fastest top 10 sophomore times at the Metamora Invitational. He worked his way onto the News-Gazette Prep Cross Country Leaders list for October. Kyle finished his season by placing a very high 6th place in the open race at Conference. Kyle improved an impressive 1:18 from his last year's best time. Kyle's great times over the year earned him a spot on our team's state series roster for his sophomore year. He worked his way onto the News-Gazette Prep Cross Country Leaders list for November.

As a junior, Kyle increased his summer miles again to an impressive 700 miles in 68 days. He continued to work on his miles through the end of August. He was able to run 1000 York miles (June 1 - August 31). Kyle earned the title of being a captain for his junior year. Despite being injured he opened up his season by earning a medal at the Charleston Invite. Kyle placed 8th in the open race with a time of 17:51. This was a 1 minute and 59 second improvement from his time just one year earlier at the Charleston Invite. Kyle made his way onto the News-Gazette prep cross country leaders in September. Kyle took on a lot of leadership roles as a junior. He took the younger runners under his wing and really looked out for them. Despite being injured, Kyle came back to run the East Peoria Invitational. He showed a lot of guts in running and finishing the race. Kyle made his way onto the News-Gazette prep cross country leaders in October. Kyle made an improvement at the Metamora Invitational despite still being injured. He ran with a lot of heart to run a time of 18:41. His time was the 16th fastest time we have had for a junior on that course. Kyle improved 41 seconds from his last meet to run a 18:00 at the Conference meet. He placed 11th in the open race. Kyle earned enough varsity letter points after the conference meet in order to earn his third cross country letter in high school. Kyle won the team's team spirit award his junior year.



2009, 2010, 2011, & 2012 Letterman
 2011 & 2012 Captain
 16 Minute 3 Mile Running Club

600 Mile Club in 2011, 600 Mile Club in 2012, & 1000 York
 Mile Club in 2012

Sub 30 South Mahomet Loop Run Club
 2011 Brent Johnson True Grit Award Winner
 2010, 2011, & 2012 Scholar/Athlete

2011 Charleston Invitational Open Race Meet Champion.
 2011 & 2012 Charleston Invitational Medalist
 2012 Springfield Invitational Medalist

Fastest Top 10 Freshman Times List for our 1st home meet, the
 Charleston, Eureka FS, and Metamora Invitational.

Fastest Top Sophomore 10 Times List for the Springfield and
 Metamora Invitational.

Fastest Top 10 Junior Times List for the U-High and Metamora
 Invitational.

Fastest Top 15 Senior Times List for the Charleston, Springfield,
 East Peoria, and Metamora Invitational.

2009 News-Gazette Prep Cross Country Leaders List in
 September, October, and November.

2010 News-Gazette Prep Cross Country Leaders List in
 November.

2011 News-Gazette Prep Cross Country Leaders List in
 September, October, and November.

2012 News-Gazette Prep Cross Country Leaders List in
 September and October.

2009 Personal Best Time 18:57 (18:51*)

2010 Personal Best Time 19:58 (19:08*)

2011 Personal Best Time 17:49 (17:43*)

2012 Personal Best Time 17:18 (16:53*)

Bobby Butler - Senior

Bobby is a fourth year high school cross
 country runner and 4 year letterman.
 Son of John and Julie Butler.


As a freshman, Bobby brings many years of running experience under his belt. Bobby earned a medal at the Charleston Invitation open race by placing 10th with a time of 19:37. He made his way into our team's top ten fastest freshman ever list at our 1st home meet, the Charleston Invitational, the Eureka Fresh/Soph Invitational, and the Metamora Invitational. He earned his way onto the News-Gazette Prep Cross Country Leaders List in September, October, and November. He earned a medal at the Springfield 2 mile race by placing 10th. Bobby earned his way onto our top 12 varsity regional team roster.

As a sophomore, Bobby opened his season at the Charleston Invitational with a time of 20:13. Bobby made it onto our scholar/athlete list in 2010. He earned his way onto our top times list at the Springfield invitational by placing 42nd in the open race. He was our fastest open runner at the Springfield invitational. Bobby went on to run a season best at the Eureka FS Invitational. He was part of the Eureka FS meet champion team. Bobby ran a season best at the East Peoria Invitational with a time of 19:23. Bobby had a strong race at the U-High Invitational where he ran a 3 mile season best time with a 19:58. Bobby was our only runner on our team to run a personal best at the Metamora Invitational since the hot conditions slowed the field down by over 30 seconds. Bobby ran a 19:08 which placed him in the top ten fastest sophomore list at this invitational. Bobby earned enough points by the Metamora Invitational to earn a varsity letter. He earned his way onto the News-Gazette Prep Cross Country Leaders List in November.

As a junior, Bobby ran over 600 miles in the summer earning himself the honor of being captain. He opened the season by being the individual meet champion at the Charleston Invitational open race. Bobby ran a personal best in the first meet of the season with a time of 18:51. This was especially impressive as he was only one of two runners for our team to open the season with a lifetime personal best due to the excessive heat. Bobby earned high enough grades during last year to earn an academic letter at the beginning of his this year. This earned him our team's scholar/athlete award. Bobby ran his second race at the Peoria

Notre Dame invitational where he ran a lifetime best by 55 seconds with a time of 17:54. Bobby earned his varsity letter for the 3rd year in a row. Bobby improved 1:40 from the pervious year at this year's East Peoria Invite where he ran a lifetime best of 17:43. Bobby made his way onto the News-Gazette prep cross country leaders in September. Bobby ran a lifetime 3 mile best at the U-High invitational. He placed 8th which earned him a spot in the highest places at the U-High invite. Bobby earned his way onto the Metamora fastest top 10 times list for sophomores by running a 18:00. He worked his way onto the News-Gazette Prep Cross Country Leaders list for October. Bobby improved an impressive 2:09 from his last year's best time. He worked his way onto the News-Gazette Prep Cross Country Leaders list for November. Bobby was selected by his team and coaches for the Brent Johnson True Grit Award.

As a senior, Bobby increased his summer miles to just short of 700 miles in 68 days. Bobby earned his way onto our 600 mile club. Bobby continued to increase his miles in August and became one of the very select few to earn his way onto the York 1000 Mile club by running 1000 miles from June 1 through August 31. Bobby earned the title of being captain again his senior year. He opened up his senior year by earning a medal at the Charleston invite by placing 9th in the open race. He improved his time by 1 full minute from just one year earlier at the Charleston Invitational. Bobby made his way onto our fastest top 15 senior list for the Charleston Invitational by running a 17:51. Bobby made his way onto the News-Gazette prep cross country leaders in September. Bobby really became an incredible runner in our workouts during his senior year. He was often seen not only in the lead pack, but often taking the lead of the entire team. Bobby made it onto one of our team's more challenging workouts wall of fame as he broke 30 minute on our 5 mile south mahomet loop run. Bobby ran well in his second race after running a draining week of workouts. Bobby ran a lifetime best at the Springfield Invitational with a 17:43. This placed him onto our team's fastest times at the Springfield invitational list for seniors. Bobby's 10th place finish earned him a medal and a spot on our team's highest finishes ever in the open race at this invite. Bobby helped to lead his team to a 1st place team finish in the open race. Bobby became a 4 year letterman his senior year which really shows his dedication to the sport. Bobby earned great grades again as a junior and earned the title of scholar/athlete for a third year in a row. Bobby had a 48 second personal best at the East Peoria Invitational where he ran a 16:55. This earned him a spot on our team's 16 minute 3 mile running club. Bobby's time also earned him a spot on our team's fastest senior list at the East Peoria Invitational. Bobby showed his determination by being one of only 6 of our 26 runners that could run the complete York workout. Bobby ran a 17:23 at our 1 team Mahomet-Seymour Invitational to earn the 17th fastest senior time on our course since it was created in 2000. Bobby made his way onto the News Gazette Prep Cross Country Leaders List in October. Bobby ran another lifetime best at the Metamora Invitational with a time of 16:53. It was great to see him break into the 16's again as a senior. His time earned him the 10th fastest MS time ever for a senior on Metamora's course. He improved 50 seconds from his best time as a junior to his best time as a senior. He improved nearly 2 minutes from his best time his freshman year to the best time his senior year. Bobby never gave up on trying to better himself as a person and as a runner. Bobby ran a 17:18 at the Conference meet where he placed 7th in the open race. This was his lifetime best 3 mile time and a great way to end his career. Bobby made our top 12 runner state meet roster his senior year.



Chris Carlton - Junior

Chris is a third year high school cross country runner and three year letterman. Son of Brian and Michaela Carlton.

2010, 2011, & 2012 Letterman

2012 Captain

300 Mile Club in 2010, 400 Mile Club in 2011, 600 Mile Club in 2012

Sub 30 South Mahomet Loop Club
2012 Old Dog Club

2010 Personal Best Time 17:49 (17:40*)

2011 Personal Best Time 16:43 (16:35*)

2012 Personal Best Time 16:42 (16:27*)

Fastest Top 10 Freshman Times List for the Charleston, Springfield, Eureka FS, East Peoria, U-High, and Metamora Invitational.

Fastest Top 10 Sophomore Times for the Charleston, Springfield, Peoria ND, East Peoria, U-High, and Metamora Invitational.

Fastest Top 15 Junior Times for the Charleston, Springfield, PND, East Peoria, and Metamora Invitational.

2010 Medalist at the Charleston Invitational, Springfield Invitational, and the Eureka FS Invitational.

2011 Medalist at the Springfield Invitational.

2012 Medalist at the Charleston Invitational.

2010 News-Gazette Prep Cross Country Leaders List in September, October, & November.

2011 News-Gazette Prep Cross Country Leaders List in September, October, & November.


2012 News-Gazette Prep Cross Country Leaders List in September and October.

As a freshman, Chris comes to our team with jr. high cross country experience under his belt. Chris ran at the State meet as an 8th grade runner. He earned his way onto our team's 10 fastest freshman lists for the Charleston Invitational, the Springfield Invitational, the Eureka FS Invitational, the East Peoria Invitational, the U-High Invitational, and the Metamora Invitational. In his first high school race, he earned a medal at the Charleston Invitational by placing 2nd with a time of 18:05. He was our 8th fastest runner at the Charleston Invitational. He earned his way onto our highest open finishes at the Charleston Invitational by placing 2nd. Chris earned a medal at the Springfield Invitational by placing 6th in the freshman race. He was a member of the freshman meet championship team at the Springfield Invitational freshmen race. He earned a medal at the Eureka FS Invitational by placing 11th and running another season personal best. He was part of the Eureka FS Invitational meet champion team. Chris went on to run a 3 mile personal best at the Peoria Notre Dame Invitational. He continued to run season best at the East Peoria Invitational where he ran a 17:40. Chris placed 18th at the U-High Invitational earning him a spot on our top 10 highest open places. Chris ran a solid time at Metamora and earned his way onto our top ten fastest freshman times at this meet. Chris made it onto our Regional roster his freshman year. He earned his way onto the News-Gazette Prep Cross Country Leaders List in September, October, & November.

As a sophomore, Chris ran 400 miles in the summer. Chris opened the season by placing in the top 7 for our team and helping his team win the Charleston Invitational. He really stepped it up as a sophomore stepping into the top 7 spot in early practices and in our first invitational. He earned his letter for the second year in a row in cross country. At Chris' second meet, he ran a lifetime personal best on a very challenging Springfield course. He and his teammate led his team to winning the Open race as a team for the first time in the history of our program. Chris earned a medal by placing 4th which is the 2nd highest finish our team has ever had at the Springfield Invitational. Chris led his fresh/soph team at the Peoria Notre Dame invitational. He broke into the 16s for the first time with

an impressive 16:43 which was a 49 second improvement from his previous lifetime best. Chris ran another lifetime personal best at the East Peoria Invitational with a second time in the 16s. Chris made his way onto the News-Gazette prep cross country leaders in September. Chris earned his way onto the top ten fastest sophomore list for the U-High invitational with a time of 17:23. He went on to earn his way onto the top times list for the Metamora list by running 17:09. He worked his way onto the News-Gazette Prep Cross Country Leaders list for October. Chris placed 4th in the open race at our Conference meet with our team's 7th fastest time for the day. His 16:53 earned him a spot on our regional team. Chris ran the Regional race and helped his team win the Regional title. He worked his way onto the News-Gazette Prep Cross Country Leaders list for November.

As a junior, Chris increased his pre-season miles to over 600 miles. He joined our 600 mile club. Chris also earned the title of captain for his junior year. Chris ran #6 for his team at Charleston where he ran a 17:00. He earned a medal at the Charleston Invite by placing 18th. He ran fast enough to earn a spot on our team's fastest times list for the Charleston Invite. Chris made his way onto the News-Gazette prep cross country leaders in September. Despite being sick all week Chris ran in the top 7 varsity race at the Springfield invitational. He helped his team place 2nd. He ran fast enough to earn a spot on our team's fastest junior times list for the Springfield invitational. Chris became a 3 year letterman his junior year. Chris helped his team place the highest they ever had at the Peoria Notre Dame Invitational. Chris ran a lifetime 3 mile best of 16:42. He earned a spot on our team's fastest junior list at the Peoria Notre Dame Invitational. Chris came back with another 16's at the East Peoria Invitational. His 16:39 earned him a spot on our team's fastest junior times list for the East Peoria Invitational. He ran 6th for the team and helped his team win the team championship for the second year in a row. The next week in practice Chris had a 8 second lifetime best 1 mile with a 4:53. Chris earned a spot on our Old Dog sub 5 minute mile club. Chris made his way onto the News Gazette Prep Cross Country Leaders List in October. Chris ran a lifetime personal best at the Metamora Invitational with a 16:27. He ran the 8th fastest time any MS junior has ever run on that course. Chris ran a 17:23 at the Conference meet where he placed 8th in the open race. Chris made our team's top 12 runner State meet roster.



Nathaniel Cebulski - Junior

Nathaniel is a third year high school cross country runner and two year letterman. Son of Scott and Julia Cebulski.

2011 & 2012 Letterman

2012 500 Mile Club

2010 Personal Best Time 22:24

2011 Personal Best Time 19:22

2012 Personal Best Time 19:11 (18:33*)

2011 Fresh/Soph Most Improved with 3:02

Most Improved over a Career #10 with a 5:48 improvement.

2010 News-Gazette Prep Cross Country Leaders List in November.


2012 News-Gazette Prep Cross Country Leaders List in September and October.

As a freshman, Nathaniel comes to our team with three years of jr. high cross country experience under his belt. He showed drastic improvement in the first month of the season by improving about 10 minutes from his first 3 mile time trial to his first 3 mile race. He ran a 24:59 in his high school 3 mile debut at the Charleston Invitational. He was a member of the freshman meet championship team at the Springfield Invitational freshmen race. He was also a member of the Eureka FS Invitational meet championship team. Nathaniel went on to run a personal best of 24:36 at the Peoria Notre Dame Invitational while running in the Varsity race. Nathaniel had a big break through at the U-High Invitational where he ran a personal best by 85 seconds with a time of 23:11. Nathaniel was one of only two runners to run a personal best on our team at the conference meet since the course was slow. Nathaniel ran another personal best 47 seconds. It was our best performance of the day and a great way to end his season. He ended the season with a 22:24. He earned his way onto the News-Gazette Prep Cross Country Leaders List in November.

As a sophomore, Nathaniel returns as a drastically improved runner from just one year ago. He gained a ton of intensity and his times aren't even comparable to his previous year's times. Nathaniel ran over 200 miles in the summer before his sophomore year. Nathaniel opened his season by running 2:45 faster than his first meet last year at the Charleston Invitational. He was only one of two runners on our team to run a personal best at the Charleston Invitational in the extreme heat with a time of 22:14. Nathaniel had an outstanding race at the Springfield Invitational where he ran a lifetime personal best on a very challenging course. Nathaniel had a major break through at the Peoria Notre Dame Invitational where he improved 1:26 over his previous lifetime best to run a 20:27. This placed him #17 in our all-time most improved over a career list with a 4:32 improvement from his first high school race to his best time. Nathaniel ran another lifetime best at the East Peoria Invitational with a 20:07. Nathaniel went on to run a lifetime 3 mile best of 20:03 at the U-High invitational. He earned enough varsity letter points at the Metamora Invitational to earn his varsity letter. Nathaniel ran a lifetime best in the Conference meet with a 19:22. That was a tremendous 41 second improvement in just one week. Nathaniel's time moved him up to 10th in our all time most improved over a career list with a 5:37 improvement. He also earned the 2011 most improved fresh/soph award with a 3:02 improvement from his freshman best time to his sophomore best time.

As a junior, Nathaniel drastically increased his summer miles. He doubled them and ran over 500 miles. Nathaniel joined our 500 mile club. His hard work showed right away in his first meet where he ran in the 19's. He cut off 2 minutes and 17 seconds from his time last year at the Charleston Invitational. Nathaniel is truly an example of how hard work can pay off. Nathaniel made his way onto the News-Gazette prep cross country leaders in September. Nathaniel went on

to run a season best at the Springfield Invitational with a time of 19:45. Nathaniel helped drive his team to win the open race championship as he ran 6th for the open team. He helped his team win the open race for the second year in a row. Nathaniel ran a lifetime best at the Peoria Notre Dame Invitational with a time of 19:11. His time places him #10 on our all-time most improved over a career list with a 5:48 improvement. Nathaniel earned enough letter points after his 3rd meet to earn a varsity letter. Nathaniel ran a lifetime best of 19:00 at the East Peoria Invitational. This was a 67 second improvement from his time at this course last year. Nathaniel ran a lifetime best at the Metamora Invitational with a 18:33. His 27 second improvement really showed his gutsy effort. Nathaniel made his way onto the News-Gazette prep cross country leaders in October. Nathaniel ran a 19:50 at the Conference meet where he placed 30th in the open race.



Matthew Chupp - Senior

Matthew is a first year high school cross country runner and letterman. Son of Danny and Loretta Chupp.

2012 Letterman

2012 State Qualifier - 124th place

2012 Personal Best Time 16:01

2012 Old Dog Club

2012 Fastest New Runner

2012 Sub 30 South Mahomet Loop Club

16 Minute Club

Medalist in the 2012 Charleston Invitational.


Medalist in the 2012 Springfield Invitational.

Fastest Top 15 Senior Times List for the Charleston, Springfield, East Peoria, Metamora Invitationals, and State.

2012 News-Gazette Prep Cross Country Leaders List in September and October.

As a senior, Matthew joined us after an incredible track season where he brought home a medal by placing 9th in the 3200 meter relay. Matthew has quickly figured out how to train for and run a strong 3 mile race. Matthew earned a medal in his first high school cross country race by placing 7th in the Charleston Invitational open race. He ran a solid time of 17:48 which was strong enough to earn him a spot on our team's fastest top 15 senior times list for the Charleston Invitational. Matthew made his way onto the News-Gazette prep cross country leaders in September. Matthew went on to run a lifetime best at the Springfield Invitational with a time of 17:33. His time was fast enough to earn him a spot on our team's fastest senior times list for the Springfield Invite. He placed 5th which was high enough to earn him a medal in the open race. His place is the 4th highest ever for a MS runner in the open race. Matthew earned enough letter points by his second meet to earn his first cross country varsity letter. Matthew ran a gutsy race at the Peoria Notre Dame Invitational. He ran 2/3rds of the race at a low 16's pace. He ended up close to his personal best with a 17:37. Matthew broke into the 16's at the East Peoria Invitational. He ran a lifetime best of 16:49. This placed him 10th on our fastest senior list list at the East Peoria Invitational. He ran 8th for the team as he earned a spot on our team's runners in the 16's list. The next week, Matthew joined our old dog club by breaking 5 minutes in the mile. He also earned a spot on our all time fastest seniors list for our home course by running a 17:15 and placing 6th for our team at our 1 team Mahomet-Seymour Invitational. Matthew made his way onto the News Gazette Prep Cross Country Leaders List in October. Matthew earned a spot on our sub 30 South Mahomet Loop club by running a 29:10. Matthew ran 7th for the team at the Metamora Invitational and helped his team win the invitational for the first time. Matthew ran a lifetime best of 16:18. This was the 8th fastest time any MS senior has ever run on this course. He helped our team earn the fastest top 7 average at this meet with his great effort. Matthew cut 48 seconds off his lifetime 3 mile best at the conference meet where he ran a 16:45 in the varsity race. He placed 16th and helped his team earn 2nd. Matthew bumped up to the 5th fastest runner on the team. Matthew came back with a 20 second lifetime best at the Regional meet. Matthew ran a 16:25 and placed 13th overall. He once again ran 5th for our team. He helped his team win the Regional meet. Matthew ran a near personal best on a wet Sectional course to run a 16:33. Matthew ran 5th for our team and helped the team win the Sectional meet for the first time since 1979. Matthew became a State Qualifier his first season out for cross country. Matthew ended off his high school cross country career with a lifetime best of 16:01. He earned the fastest new runner award with this performance. He ran 4th for his team and

helped them to place 11th. He individually placed 124th in the State meet. He improved 1:47 from his first meet to his last. He earned the 14th fastest MS senior spot on out teams fastest times at State list. He was a great addition to our team both in character and speed.



Jeff Coburn - Junior

Jeff is a third year high school cross country runner and three year letterman. Son of Jeff and Bonnie Coburn.

2010, 2011, & 2012 Letterman

2012 200 Mile Club

2010 Personal Best Time 19:29

2011 Personal Best Time 19:29

2012 Personal Best Time 19:32 (18:28*)

2010 News-Gazette Prep Cross Country Leaders List in November.

2012 News-Gazette Prep Cross Country Leaders List in October.

2010 Freshmen Meet Champions at the Springfield Invitational.


2010 Meet Champions at the Eureka FS Invitational.

2011 Meet Champions at the Springfield Invitational in the Open.

As a freshman, Jeff comes to our team with jr. high cross country experience under his belt. He drastically improved since 8th grade where he ran a personal best of 24 minutes in the 2 mile. His first high school 3 mile race was in 20:04 at the Charleston Invitational. He was a member of the freshman meet championship team at the Springfield Invitational freshmen race. Jeff went on to run a personal best at the Eureka FS invitational with a time of 19:35. He was part of the Eureka FS meet championship team. Jeff continued to improve as he ran a 3 mile PR at the Peoria Notre Dame Invitational. Jeff had another break through at the U-High Invitational where he ran a personal best of 19:29. Jeff earned enough points by the Metamora Invitational to earn a varsity letter. He earned his way onto the News-Gazette Prep Cross Country Leaders List in November.

As a sophomore, Jeff opened the season by helping his team win at the Charleston Invitational. Jeff helped his team win the Springfield Invitational in the open race where he ran a season best time of 22:15. This was the first time in the history of our school where we won the open race as a team. Jeff had a major break through at the East Peoria Invitational where he ran a season best of 20:40. Jeff ran a season best at the U-High invitational with a 1:40 improvement. He ran a 19:35 with a tremendous effort. Jeff improved 40 seconds from 2010 at the Metamora invitational where he ran 20:32. Jeff really went after it at the Confercè meet. He ran a lifetime best of 19:29. He earned enough letter points to get his second varsity letter.

As a junior, ran over 200 miles in the summer and can in the best shape that he has by far. Jeff's miles definitely have paid off as he is much stronger in practice and is having much faster time trials. Unfortunately Jeff was unable to run in his first meet at Charleston as he was home sick most of the week. In Jeff's first meet of the season he ran a 19:32 at the Peoria Notre Dame Invitational. His time was a great start and was only 3 seconds off his lifetime best. Jeff ran a lifetime best of 19:16 at the East Peoria Invitational. This was a 1 minute and 24 second improvement from his time last year at this invitational. After some incredible workouts, Jeff ran another major improvement at the Metamora Invitational. His new lifetime best time of 18:28 is the 16th fastest time we have had any junior run on this course. Jeff earned his way onto the News Gazette Prep Area Cross Country Leaders list in October. Jeff ran close to his lifetime 3 mile best at the conference meet with a time of 19:36 despite wet conditions. He placed 28th in the open race. He earned enough varsity letter points after this meet to earn his third varsity letter in high school cross country.



Trevor Hanlon - Sophomore

Trevor is a first year high school cross country runner and letterman. Son of Tom and Janet Hanlon.

2012 Letterman

2012 400 Mile Club

2012 16 Minute 3 Mile Club

Sub 30 South Mahomet Loop Club

2012 Scholar/Athlete

2012 Sportsmanship Award

2012 Personal Best Time 16:16


Medalist in the 2012 Charleston Invitational.

Medalist in the 2012 Springfield Invitational.

Fastest Top 15 Sophomore Times List for the Charleston, Springfield, and PeoriaND Invitational.

2012 News-Gazette Prep Cross Country Leaders List in September and October.

As a sophomore, Trevor joined us after having a great track season. While he ran 5th grade cross country he didn't seem to miss a step as he quickly showed he is a dominate runner in the 3 mile as well. Trevor ran over 400 miles in the summer and joined our team's 400 mile club. Trevor had a great first meet as he earned a medal by placing 20th in the Charleston Invitational. He ran a 17:08 which was fast enough to earn him a spot on our team's fastest top 15 sophomore times list for the Charleston Invitational. Trevor made his way onto the News-Gazette prep cross country leaders in September. Trevor was an extremely hard worker in practice. He was always training with the fastest group. He ran fast enough to earn a spot on our team's sub 30 South Mahomet Loop club. Trevor went on to run a 45 second lifetime best at the Springfield Invitational were he ran a 16:23. His time is the 2nd fastest sophomore time we have ever had on this course so he made our top times list for Springfield. He placed 16th which earned him a medal. He also earned a spot on our 16's list for the 3 mile. Due to Trevor's hard work and discipline in his academics, he earned a spot on our team's scholar/athlete list. After his 2nd meet Trevor earned enough varsity letter points to earn his first high school cross country letter. Trevor ran another lifetime best at the Peoria Notre Dame Invitational with a 16:16. He ran 6th for his team and helped his team place the highest any MS team has at this invitational. Trevor ran the 3rd fastest sophomore time for a MS runner at this invitational which earned him a spot on our team's top times list for this invitational. Trevor made his way onto the News Gazette Prep Cross Country Leaders List in October. Trevor won our team's sportsmanship award his sophomore year.



Niko Householder - Freshman

Niko is a first year high school cross country runner. Son of Jim and Nancy Householder

2012 300 Summer Mile Club


2012 Personal Best Time 21:13

2012 Personal Best 2 mile time 14:04

2012 Charleston Open Race Champions
2012 Springfield Invitational Freshmen Champions

2012 News-Gazette Prep Cross Country Leaders List in
September.

As a freshman, Niko joined us with junior high cross country experience. He showed right away that he has a lot of leg speed and can handle the tougher high school workouts. He dedicated himself this summer to get in shape and ran an impressive 300 miles. This is quite a large amount of miles for any high school runner, but especially impressive as he did it his freshman year. Niko joined our team's 300 mile club. Niko ran a solid first race and finished with a time of 23:07 at the Charleston Invitational. Niko made his way onto the News-Gazette prep cross country leaders in September. Niko ran a great race at the Springfield Invitational. He ran a lifetime 2 mile best by almost 3 minutes with a time of 14:04. He helped his freshman team win the freshman team championship trophy. Niko had our team's biggest improvement at the Peoria Notre Dame Invitational. Niko cut off 1 minutes and 54 seconds from his best to run a new lifetime best of 21:13. This time was holding his 2 mile best from the week before for an entire 3 mile race. He earned our team's most improved for the week award. Niko ran a solid time at the East Peoria Invitational with a time of 21:36. Niko ran his second fastest time of the year at the Metamora Invitational with a 21:36. It was great to see him running in the 21's again. Niko ran a 22:16 at the conference meet where he placed 5th in the open race.



Ryan Huff - Sophomore

Ryan is a second year high school cross country runner and two year letterman. Son of Keith and Ann Huff.

2011 & 2012 Letterman

2011 Personal Best Time 19:35 (19:08*)

2011 Personal Best 2 mile Time 12:53

2012 Personal Best Time 20:25 (18:46*)

2012 Springfield Invitational Open Race Meet Champions

Fastest Top Sophomore 15Times List for the Metamora Invitational.

2012 News-Gazette Prep Cross Country Leaders List in September.

As a freshman, Ryan came into the season with one year of junior high running experience. Ryan opened up his freshman season with a very solid time of 21:47. He really impressed his coach and teammates with his work ethic in practice. He has handled some very tough workouts with great intensity. Ryan ran in the 2 mile freshman race at the Springfield Invitational with a lifetime best of 12:53. This was over 2 minutes faster than his best time from last year. His drastic improvement in just one year shows how hard he has worked in practice. Ryan had a big break through at the Peoria ND Invitational where he made a 1:43 improvement. He ran a 20:05 for a new lifetime best. Ryan earned enough points to earn a varsity letter as a freshman. Ryan ran a lifetime best at the East Peoria Invitational with a 19:27. Ryan ran a lifetime 3 mile best at the U-high invitational with a 19:39. He followed this great effort up by running a season best of 19:08 at the Metamora Invitational. He was one of only 3 runners on our team to be able to run a season best on this tough course. Ryan ended his season by running a lifetime personal best for the 3 mile with a time of 19:35 at the Conference meet. He improved 2:12 from the start of the season.

As a sophomore, Ryan came in older and stronger. He opened his sophomore season by running a 20:39 at the Charleston Invitational. This was a 1 minute and 8 second improvement from his time just one year earlier at the same invitational. Ryan has done a great job taking some of the new runners under his wing at practice. His leadership and willingness to take care of others has been extremely valuable to the team. I know the new runners in particular really look up to Ryan and he has earned it. Ryan made his way onto the News-Gazette prep cross country leaders in September. Ryan went on to run a season best at the Springfield Invitational with a time of 20:25. He helped his team win the open race for the second year in a row as he was in our top 7 runners in this race. Ryan ran a season best at the East Peoria Invitational with a time of 20:23. Ryan had a major improvement at the Metamora Invitational. He cracked into the 18s for the first time with an 18:46. His new lifetime personal best earned him the 12th fastest time for a sophomore on our fastest times at the Metamora Invitational list. Ryan earned enough letter points after the Metamora Invitational in order to earn his varsity letter for the second year.



Jack Hyde - Freshman

Jack is a first year high school cross country runner and letterman. Son of Rich and Traci Hyde.

2012 Letterman

2012 300 Mile Club

2012 16 Minute 3 Mile Club

2012 Personal Best Time 16:55


2012 Personal Best 2 Mile Time 11:14

Medalist in the 2012 Charleston Invitational.
Medalist in the 2012 Springfield Invitational.

Fastest Top 15 Freshman Times List for the Charleston, Springfield, Peoria ND, East Peoria, and Metamora Invitational.

2012 News-Gazette Prep Cross Country Leaders List in September and October.

As a freshman, Jack joined us after being part of the 8th grade XC team that placed 4th in State. He ran three years of cross country in junior high. Jack dedicated himself this summer to get in great shape when he ran over 300 miles. He joined our team's 300 mile club. He showed great intensity in practice as he always tried to run with the top group despite being the youngest. Jack opened up his high school career by earning a medal in the Charleston Invitational by placing 3rd in the open race. His high place also helped his team earn a perfect score in the open race. He ran a great time of 17:25 which was fast enough to earn him a spot on our team's fastest top 15 freshman times list for the Charleston Invitational. Jack made his way onto the News-Gazette prep cross country leaders in September. Jack went on to earn a medal at the Springfield Invitational by placing 7th. His time was 7th fastest freshman time we have ever had and it earned him a spot on our fastest times list for Springfield. He earned enough letter points after his 2nd race to earn a varsity letter. Jack ran one of the fastest times ever by a MS freshman at the Peoria Notre Dame invitational. He ran a 16:55 to earn a spot on our team's 16's list. He also earned a spot on our team's fastest PND times list by being the 5th fastest freshman we have had at this meet. He led his fresh/soph team to have one of the highest finishes we have had at this invite. Jack ran another great time at the East Peoria Invitational with a 17:02. This was the 8th fastest time we have ever had on this course by a freshman. Jack ran a 17:36 on our home course at our 1 team Mahomet-Seymour Invitational. This was the 9th fastest time that a freshman has run on our home course. Jack made his way onto the News Gazette Prep Cross Country Leaders List in October. Jack ran another great time at the Metamora Invitational with a 17:06. His time was the 6th fastest time we have ever had a freshman run on this course. Jack ran a 17:15 on a wet course at the Conference meet. He placed a very high 6th in the open race.



Alex Keeble - Freshman

Alex is a first year high school cross country runner and letterman. Son of Jonathan and Sue Keeble.

2012 Letterman

2012 500 Mile Club

2012 Old Dog Club

Sub 30 South Mahomet Loop Club

2012 Personal Best Time 15:46 (15:36*)

2012 Personal Best 2 Mile Time 10:30

Medalist in the 2012 Charleston Invitational.

Medalist in the 2012 Springfield Invitational.

Medalist in the 2012 East Peoria Invitational.

Medalist in the 2012 Metamora Invitational.

2012 Top 10 in the Regional - 7th.

2012 Springfield Invitational Freshman Race Meet Champion


Fastest Top 15 Freshman Times List for the Charleston, Springfield, Peoria ND, East Peoria, Metamora Invitationals, and State.

2012 News-Gazette Prep Cross Country Leaders List in September and October.

2012 State Qualifier - 126th place

As a freshman, Alex came in with great junior high running experience. He ran both 7th and 8th grade cross country. He was the leader of the 8th grade team that placed 4th in State. He ran over 500 miles in the summer to earn a spot on our team's 500 mile club. He opened up his race career by placing at the Charleston Invitational and helping his team win the team title. Alex earned a medal at the Charleston Invite with a time of 16:30. His time was the fastest freshman time we have ever had at this meet which earned him a spot on our fastest top freshman times lists for the Charleston Invitational. He earned a high spot on the News-Gazette Prep Cross Country Leaders List in September. In practice he earned a spot on our team's sub 30 South Mahomet Loop Club with breaking 30 minutes in the 5 mile run. He went on to win the Springfield Freshman Invitational Race with a 10:30. This is the fastest time of any runner from any team that we have records of. We have attended the meet since 2004. Alex earned the top spot on our fastest freshman list for the Springfield Invitational. He earned enough varsity letter points after this meet to earn his first varsity letter. Alex had a big lifetime best at the Peoria Notre Dame Invitational with a 15:46. Alex placed in the top 100 which we have had only 10 runners do in the 13 year history of MS going to this meet. Alex ran the fastest freshman time we have ever had at this invitational. He earned Illinois elite status by dyestat.com for his fast time. Alex ran in the 15's again at the East Peoria Invitational. He earned a medal by placing 15th with a 15:54. This was the fastest time any MS runner has ever run as a freshman at this course. Alex earned elite status by dyestat for his performance. Alex helped his team win the invitational. Alex ran the fastest time we have ever had a freshman run on our home course at our 1 team invitational with a 16:07. Alex also earned a spot on our old dog club by breaking 5 minutes in the mile. Alex made his way onto the News Gazette Prep Cross Country Leaders List in October. Alex ran in the mid 15s at the Metamora Invitational with a 15:36. He broke our freshman record for this invitational. He ran 4th for his team and helped his team win the invitational for the first time. He earned a medal by placing 15th. Alex ran in the 15s again at the Conference meet with a 15:55. He placed 11th and helped his team place 2nd as a team. He earned elite status by dyestat for his performance. Alex placed an impressive 7th at the Regional meet with a time of 16:02. He helped

his team win the Regional title. He earned a top 10 regional spot. Alex became our 5th freshman in the history of our program to qualify for State. Alex placed 126th in the State meet running a 16:01. This was the fastest freshman that any MS runner has run at the State meet. He was one of the fastest freshmen at the State meet.



Jake Keller - Freshman

Jake is a first year high school cross country runner and letterman. Son of Kerry Keller and Sheila Armstrong.

2012 Letterman

2012 Sub 30 South Mahomet Loop Club

2012 Old Dog Club

2012 16 Minute 3 Mile Club

2012 Personal Best Time 17:07 (16:54*)

2012 Personal Best 2 Mile Time 11:04


2012 Charleston Invitational Medalist

2012 Springfield Invitational Medalist.

Fastest 15 Top Freshman Times List for the Charleston, Springfield, Peoria ND, East Peoria, and Metamora Invitational.

2012 News-Gazette Prep Cross Country Leaders List in September and October.

As a freshman, Jake joins us from the jr high XC team that placed 4th in state. Jake also was an all-state runner in the 800 and 1600 in track in 8th grade. Jake has quickly gotten used to the high school workouts and had a strong first race. Jake opened up his high school career by running a 17:40 at the Charleston Invitational. Jake earned a medal by placing 4th which helped his team earn a perfect score in the open race. Jake ran fast enough to earn a spot on the fastest 15 top Freshman Times List for the Charleston Invitational. He earned a spot on the News-Gazette prep cross country leaders list in September. Jake went on to help his team win the Springfield Invitational Freshman race. He won a medal by placing 4th with a time of 11:04. This is the 3rd fastest time we have ever had for a MS runner at this meet. He earned a spot on our fastest freshman time list for the Springfield Invitational. He earned enough letter points after his second meet to earn a varsity letter. Jake ran a 33 second lifetime personal best at the Peoria Notre Dame Invite. His time of 17:07 earned him a spot on our fastest freshman all time list at this invitational. His strength showed as he almost broke into the 16's. Jake earned a spot on our team's sub 30 south Mahomet loop run list by breaking 30 minutes in a 5 mile trial. Jake ran in the 16's for the first time at the East Peoria Invitational with a 16:54. Jake ran the 5th fastest time any freshman from MS that has ever run on that course. Jake went on to run a 17:19 on our home course in our 1 team Mahomet-Seymour Invitational. He placed 7th for our team. He ran the 5th fastest time any MS freshman has ever run on our home course. Jake made his way onto the News Gazette Prep Cross Country Leaders List in October. Jake had another time in the 16s at the Metamora Invitational proving himself to be one of the strongest runners in the area. He ran a 16:59 to earn a spot on our team's fastest freshmen times at the Metamora Invitational with the 5th fastest MS freshman time ever. Jake ran a strong race at Conference on a slow course. He ran a 17:07 to tie his lifetime best 3 mile. He placed 5th in the open race and 9th on our team for the day. Jake earned a spot on our IHSA state series team. He went on in practice to break 5 minutes in the mile to earn a spot on our team's old dog club.



Curt Kupferschmid - Junior

Curt is a third year high school cross country runner and three year letterman. Son of Chad and Linda Kupferschmid.

2010, 2011, & 2012 Letterman

2011 Captain

2012 Old Dog Club
2012 16 Minute 3 Mile Club
2012 Sub 30 South Mahomet Loop Club
2011 600 Mile Club

2010 Personal Best Time 17:08
2011 Personal Best Time 17:08
2012 Personal Best Time 17:03 (16:51*)

2010 Medalist at the Eureka F/S, U-High, and Metamora Invitational.

2011 Medalist at the Springfield Invitational.
High Open Race finish at the U-High Invitational (6th).

Fastest Top 10 Sophomore Times List for the Springfield and U-High Invitational.

Fastest Top 15 Junior Times List for the Springfield, East Peoria, and Metamora Invitational.

2010 News-Gazette Prep Cross Country Leaders List in October & November.

2011 News-Gazette Prep Cross Country Leaders List in September, October, and November.


2012 News-Gazette Prep Cross Country Leaders List in September and October.

As a freshman, Curt comes to our team with jr. high cross country experience under his belt. He started his high school career with a solid time of 20:00 at the Charleston Invitational. He was a member of the freshman meet championship team at the Springfield Invitational freshmen race. Curt went on to have a drastic improvement at the Eureka F/S Invitational with a time of 18:32. Curt earned a medal at the Eureka F/S Invitational by placing 20th. Curt went on to run a 3 mile personal best at the Peoria Notre Dame Invitational. Curt continued to drastically improve at the East Peoria Invitational where he ran a 17:56. He had another major breakthrough at the U-High Invitational where he was our first open runner with a time of 17:16. His 6th place finish was the highest open finish we have had at this invitational. Curt earned enough Varsity letter points after the East Peoria Invitational that he got his first Varsity letter. Curt earned a spot on our top 10 fastest freshmen list at the Eureka FS Invitational, the U-High Invitational, and the Metamora Invitational. Curt ran our team's 8th fastest time at the Metamora Invitational placing him in our fastest freshman list. He earned a spot on our team's regional roster his freshman year. Curt ran an excellent race in the rain at the Regional meet. He ran another personal best of 17:08. Curt earned a spot on the News-Gazette's Prep Cross Country Leaders List in October and November.

As a sophomore, Curt ran over 600 miles in the summer earning himself the honor of being captain. Curt's first race as a sophomore was at the Springfield Invitational. Curt helped lead his team to a meet championship in the open race at the Springfield invitational. This is the first time our team has won this meet in the history of our program. Curt earned a medal and a place on our top 10 fastest times/places list for the Springfield invitational by placing 13th. This was the 5th highest finish ever in the open race for our team. Kurt helped his fresh/soph team to a 28th place at the Peoria ND Invitational. He earned enough letter points to earn a varsity letter for the 2nd year in a row. Curt had a big breakthrough at the East Peoria Invitational where he ran a 17:23 just narrowly missing our top 10 fastest sophomore times list. Curt made his way onto the News-Gazette prep cross country leaders in September. Curt ran a season 3 mile best at the U-High invitational with a 17:53. Curt's 10th place finish in the open race earned him a spot on the top

times/place list for the U-High Invitational. Curt worked his way onto the News-Gazette Prep Cross Country Leaders list for October. Curt ended his sophomore with a major improvement. Despite the 30 mph winds, Curt ran a lifetime best of 17:08 which placed him 5th in the open race at Conference. Curt showed a lot of heart in the race and earned his way onto our team's state series roster his sophomore year. He worked his way onto the News-Gazette Prep Cross Country Leaders list for November.

As a junior, Curt ran nearly 300 miles in the summer months. He has shown great leadership in his practices as he is helping to pull his teammates to faster runs which will greatly benefit the team. Curt opened the season with a 19:22 at the Charleston Invitational placing him 16th in the open race. He earned a spot on the News-Gazette prep cross country leaders list in September. Kurt had an incredible race at the Springfield Invitational. We knew that he needed to have a big race for our open team to have a chance for the win. Kurt had the biggest improvement on our team by far and ran a 18:11. This time placed him 21st overall and was 4th for our open team. He helped our open team win the team championship for the second year in a row. Kurt's time was fast enough to earn him a spot on our team's fastest junior times list for the Springfield Invitational. Curt had another season personal best at the Peoria Notre Dame Invitational. He cut off 27 seconds to run a 17:44. He ran a 30:00 in our south Mahomet loop run for 5 miles showing how strong of a runner he is as a junior. Curt earned a spot on our team's old dog club by breaking 5 minutes in the mile. He went on to run a season personal best at the East Peoria Invitational with a time of 17:43. He earned a spot on our fastest juniors at the East Peoria Invitational with his great run. Curt ran a 18:00 at our 1 team Mahomet-Seymour invitational. He ran fast enough to earn a spot on our fastest junior list on our home course. Curt made his way onto the News Gazette Prep Cross Country Leaders List in October. Curt broke into the 16s at the Metamora Invitational which was a great run for him. He ran a 16:51 which earned him the 11th fastest time for a MS junior at this invitational. Curt led our team in the open race at the Conference meet. He placed 3rd on a slow wet course with a lifetime 3 mile best time of 17:03. He earned a spot on our team's state series roster. Curt went on to break two major barriers in practice. He ran a 4:49 in the mile in practice. He also broke 30 minutes in the South Mahomet Loop run to join that club.



2012 Letterman

2012 Personal Best Time 18:16 (17:30*)

2012 Personal Best 2 Mile Time 11:33

Medalist in the 2012 Charleston Invitational.

Medalist in the 2012 Springfield Invitational.

Fastest Top 15 Freshman Times List for the Charleston, Springfield, East Peoria, and Metamora Invitational.

2012 News-Gazette Prep Cross Country Leaders List in September and October.

Joey Magyar - Freshman

Joey is a first year high school cross country runner and letterman. Son of Tim and Laura Magyar.

As a freshman, Joey joined us with great experience at the junior high level. Joey ran XC for all three years in the junior high. He was part of the team that placed 4th in state in 8th grade. Joey has a great amount of talent and it shows. He ran very well in his first race at the Charleston Invitational. He placed 10th in the open race and helped them win the 12 team invite. He earned his first high school medal and made it onto our team's 15 fastest freshman times list for the Charleston Invite. He also earned a spot on the News-Gazette Prep Cross Country Leaders List in September. Joey ran an excellent race at the Springfield Invitational. He ran a 11:33 to place him 11th to earn a medal. He helped his team win the freshman team championship at the Springfield Invitational. He ran fast enough to earn a spot on the fastest freshman time list for the Springfield Invite. He earned enough letter points after his 2nd race to earn his first varsity letter. Joey ran a lifetime best at 18:01 at the East Peoria Invitational. He earned a spot on our team's fastest freshman times list at the East Peoria Invitational. Joey went on to run an 18:29 on our challenging home course in our 1 team Mahomet-Seymour Invitational. He ran the 16th fastest freshman time any MS runner has run on our home course. Joey ran a lifetime best at the Metamora Invitational where he broke into the 17s for the first time in his life. He ran a 17:30 which was the 11th fastest time we have had for a freshman at this invitational. He earned a spot on the News Gazette Prep Cross Country Leaders List for October. Joey placed 20th in the Conference open race to end a great season.



Mason McAnally - Freshman

Mason is a first year high school cross country runner and letterman. Son of Michael and Marcy McAnally.

2012 Letterman

2012 250 Mile Club

2012 Personal Best Time 18:08 (17:45*)


2012 Personal Best 2 Mile Time 11:58

Medalist in the 2012 Charleston Invitational.

Fastest Top 15 Freshman Times List for the Charleston, Springfield, and Metamora Invitational.

2012 News-Gazette Prep Cross Country Leaders List in September and October.

As a freshman, Mason came in with great experience from the junior high level. Mason ran 6th, 7th, and 8th grade cross country. He was a part of the 8th grade team that placed 4th in State. He ran over 250 miles in the summer and joined our team's 250 mile club. He ran well in his first high school meet. At the Charleston Invitational he earned a medal by placing 11th in the open race. He ran a 18:49 which earned him a spot on our team's fastest freshman times list for the Charleston Invite. He also earned a spot on the News-Gazette prep cross country leaders list in September. Mason ran an excellent 2nd race and placed 21st at the Springfield Invitational. This helped his team win the freshman team championship trophy. He ran an 11:58 which was fast enough to earn him a spot on our fastest freshman list for the Springfield Invitational. He earned enough letter points to earn his first varsity letter. Mason ran a great race and ran a lifetime best at the Peoria Notre Dame Invitational. He ran a 18:42 and looked very strong. Mason ran a lifetime best at the East Peoria Invitational where he ran a 18:18. He ran the 17th fastest freshman time that we have had on that course. At our 1 team Mahomet-Seymour invitational, Mason ran a 18:57 on our tough course. This earned him a spot on our top 25 times on our home course for freshman. Mason broke into the 17's at the Metamora Invitational. He ran a lifetime best of 17:45 to earn the 12th fastest time any MS freshman has ever run on this course. He also earned a spot on the News Gazette Prep Cross Country Leaders List in October. Mason had one of the best races of the day at the Conference meet where he ran a lifetime 3 mile best on a slow and wet course. He ran a 18:08 to place 19th in the open race.



Daniel Middendorf - Junior

Daniel is a third year high school cross country runner and letterman. Son of Jay and Stephanie Middendorf.

2011 & 2012 Letterman

400 Mile Club in 2012

2011 & 2012 Scholar/Athlete

2011 Most Improved Award Winner

2010 Personal Best Time 21:57

2011 Personal Best Time 18:54

2012 Personal Best Time 19:01 (17:44*)

#6 Most Improved over a Career List with a 6:07 improvement.

Fastest Top 15 Junior Times List for the Metamora Invitational.

2010 News-Gazette Prep Cross Country Leaders List in November.

2012 News-Gazette Prep Cross Country Leaders List in September and October.

2010 Freshmen Meet Champions at the Springfield Invitational.

2010 Eureka Fresh/Soph Invitational Meet Champions

2011 Springfield Invitational Meet Champions.


As a freshman, Daniel comes to our team with 2 years of jr. high cross country experience under his belt. He started the training season by running 3 mile time trials in over 30 minutes, but drastically improved by the first meet where he ran a 25:01 at the Charleston Invitational. He was a member of the freshman meet championship team at the Springfield Invitational freshmen race. Daniel was part of the Eureka Fresh/Soph Invitational meet championship team. He went on to run a personal best time at the Peoria Notre Dame Invitational where he represented our team in the Varsity race. Daniel had the biggest breakthrough of the year for our team at the U-High Invitational. Daniel improved almost 3 minutes from his personal best to run a time of 21:57. His time earned him a spot on our most improved over a career list with a 3:04 improvement from his first high school race to his best 3 mile race. He earned his way onto the News-Gazette Prep Cross Country Leaders List in November.

As a sophomore, Daniel came into the season strong after dedicating his summer to running. He ran 250 miles in the summer before his sophomore year and it paid off. He opened the season by improving over 3 minutes from 1 year ago at the same meet. Daniel ran a 21:51 for a lifetime best at the Charleston Invitational. His team won that invitational. He was also part of the meet championship team at the Springfield invitational. Daniel helped pull his teammate and friend, Nathaniel Cebulski, to a lifetime personal best at the Springfield invitational. Daniel had a major breakthrough at the Peoria Notre Dame Invitational where he ran a 19:57. Daniel's time bumped him up to our 13th most improved over a career with a 5:04 improvement. He followed this performance up with another solid run at the East Peoria Invitational with a time of 20:08. Daniel had another great break out performance at the U-High invite where he improved his time another 43 seconds with a time of 19:14. This time bumped him up to 9th in our most improved over a career list.

Daniel earned enough letter points to earn a varsity letter during his sophomore year. Daniel helped pull his teammates at the Metamora invitational with a 20:17. Daniel ran a lifetime personal best in his final race of the season at the Conference meet with a time of 18:54. This moved him up to #6 on the most improved over a career list with a 6:07 career improvement. Daniel had a 3:03 improvement

from his last year's best time to this year. This earned him our team's most improved award for the season.

As a junior, Daniel really dedicated himself to his summer running. He ran over 400 miles to earn a spot on our team's 400 mile club. Daniel came into the season stronger and with a lot more experience. It paid off right away as he ran a 19:35 at the Charleston Invitational. His time was fast enough that it earned him a spot on the News-Gazette prep cross country leaders list in September. Daniel ran a season best at the Springfield Invitational. His time of 19:11 was 5th for his team. He helped push his team to win the open race championship for the 2nd year in a row. Daniel's hard work over the years has helped him run in the top five of a trophy winning championship team. Daniel ran another season best at the Peoria Notre Dame Invitational where he ran a 19:01. He earned enough letter points after his 3rd race to earn his 2nd varsity letter. He also earned high enough grades to earn a spot on our team's scholar/athlete award list for his great sophomore grades. Daniel ran a lifetime best of 18:28 at the East Peoria Invitational. This was a 33 second improvement from his last meet and a 1 minute and 40 second improvement from his East Peoria Invite time just one year before. Daniel ran a lifetime best at the Metamora Invitational where he broke into the 17s with a 17:44. Daniel earned a spot on our team's fastest 15 junior list for the Metamora Invitational. His time placed him 12th on the list. Daniel also earned a spot on the News Gazette's Prep Cross Country Leaders List in October.



Kenny Pauley - Sophomore

Kenny is a first year high school cross country runner. Son of Kevin and Lisa Pauley.

2012 Scholar/ Athlete


2012 Personal Best Time 23:19 (21:56*)

2012 Charleston Invite Open Meet Champions.

2012 Springfield Invite Open Meet Champions.

2012 News-Gazette Prep Cross Country Leaders List in September.

As a sophomore, Kenny joined us with two years of junior high cross country experience. Kenny is a hard worker in practice and brings a great attitude to the team. He helps pull his teammates in workouts which has made our team better. Kenny took the summer running seriously which helped him jump into the program right away doing well. He had an excellent start to the season and ran a 23:44 at the Charleston Invitational. Kenny made his way onto the News-Gazette prep cross country leaders in September. Kenny went on to run a lifetime personal best time of 23:19. He helped his team win the meet championship for the open race at the Springfield Invitational. Kenny made our team's scholar/athlete list due to his great grades the previous year. Kenny ran a major personal best at the East Peoria Invitational. He ran a 21:56 which was a 1 minute and 23 second improvement. This was the second biggest personal best for our entire team.



Jackson Powell - Sophomore

Jackson is a first year high school cross country runner and letterman. Son of Britt and Lisa Powell.

2012 Letterman

2012 600 Mile Club

2012 Scholar/Athlete

2012 Old Dog Club

2012 Sub 30 South Mahomet Loop Club

2012 Personal Best Time 16:05

Medalist in the 2012 Charleston, Springfield, and Peoria ND Invitational.

2012 Charleston Invitational Open Race Meet Champion


2012 Springfield Invitational Medal winner.

Fastest Top 15 Sophomore Times List for the Charleston, Springfield, Peoria ND, Metamora Invitational, and State.

2012 News-Gazette Prep Cross Country Leaders List in September and October.

2012 State Qualifier - 173rd place

As a sophomore, Jackson joined us after a great track season in the spring. Jackson ran over 600 miles in the summer and it showed. He earned a spot on our team's 600 mile club. Jackson quickly adapted to the 3 mile where he right away won the Charleston Invitational open race. Winning a 13 team invitational in your first race is quite an impressive feat. He not only won the first place medal, but also ran fast enough to earn a spot on our team's fastest top 15 sophomore list for the Charleston Invitational. Jackson earned a spot on our team's sub 30 South Mahomet Loop run for breaking 30 minutes in a 5 mile time trial. Jackson ran a personal best at the Springfield Invitational with a time of 16:45 to place 25th. He earned a medal and helped his team earn the 2nd place team trophy. Jackson ran fast enough to earn a spot on our fastest sophomore times list at the Springfield Invitational. Jackson earned high enough grades as a freshman to earn a spot on our team's scholar/athlete list. Jackson went on to run a major personal best at the Peoria Notre Dame Invitational. His 16:05 placed him 5th on our team. He helped his team place the highest any MS team ever has at this invitational. He ran the 2nd fastest sophomore MS time ever at the Peoria Notre Dame Invitational. Jackson ran a 17:20 at our team's 1 team Mahomet-Seymour Invitational on our challenging home course. This was the 10th fastest time for a MS sophomore on our home course. Jackson made his way onto the News Gazette Prep Cross Country Leaders List in October. Jackson ran a 16:33 after recovering from being sick at the Metamora Invitational. This placed Jackson on our all time fastest sophomore list for the Metamora Invitational. Jackson had a good race at the Conference meet where he ran 5th for the team for 95% of the race. He helped his team place 2nd which is the highest place our team has gotten in 27 years of being in the Cornbelt Conference. Jackson placed 7th for the team at the Regional meet. He helped his team win the Regional meet. Jackson had a great comeback at the Sectional meet where he ran a 16:37 on a wet and slow course. He placed 6th for the team and helped the team win the Sectional meet for the first time since 1979. Jackson became a State Qualifier in his first year of running high school cross country. Jackson placed 173rd in the State meet. He was one of the fastest sophomores in the State meet. He was the 12th fastest MS sophomore ever at the State meet. He proved himself one tough runner his first season.



2010, 2011, and 2012 Letterman
 2012 Captain
 2012 All-Conference - 9th
 2012 All-Regional - 5th.
 300 Mile Club in 2010, 500 Mile Club in 2011
 800 Mile Club in 2012, 1000 York Mile Club in 2012
 2012 Sub 5 for 5 Club
 2011 & 2012 Old Dog Club
 2010, 2011, 2012 Sub 30 South Mahomet Loop Club
 2011 & 2012 Scholar/Athlete
 Fastest Top 10 Freshmen Times List for the Charleston,
 Springfield, Eureka F/S, Peoria ND, East Peoria, U-High, and
 Metamora Invitational.
 Fastest Top 10 Sophomore Times List for the Charleston,
 Springfield, Peoria Notre Dame, East Peoria, U-High,
 Metamora Invitationals, and State.
 Fastest Top 15 Junior Times List for the Charleston,
 Springfield, Peoria ND, East Peoria, Metamora Invitationals,
 and State.

2010 Personal Best Time 16:44, 2011 Personal Best Time
 16:12 (16:11*)
 2012 Personal Best Time 15:37 (15:25*)

2010 & 2012 Medalist at the Charleston Invitational.
 2010, 2011 & 2012 Medalist at the Springfield Invitational.
 2010 Medalist at the Eureka F/S Invitational.
 2012 Medalist in the East Peoria Invitational.
 2012 Medalist at the Metamora Invitational.
 2012 Medalist at the Conference meet.
 2012 Medalist at the Regional meet.

2010 News-Gazette Prep Cross Country Leaders List in
 September, October, and November.
 2011 News-Gazette Prep Cross Country Leaders List in
 September, October, and November.
 2012 News-Gazette Prep Cross Country Leaders List in
 September, October, and November.

2011 State Qualifier - 142nd place
 2012 State Qualifier - 86th place

Ethan Russell - Junior


Ethan is a third year high school cross country runner and three year letterman. Son of Craig and Chris Russell.

As a freshman, Ethan comes to our team with jr. high cross country experience under his belt. Ethan ran over 300 miles in the summer before his freshman year. He earned his way onto our team's 10 fastest freshman lists for the 1st home meet, the Charleston Invitational, the Springfield Invitational, the Eureka FS Invitational, the Peoria Notre Dame Invitational, the East Peoria Invitational, the U-High Invitational, and Metamora Invitational. He earned a medal at the Charleston Invitational by placing 25th with a time of 17:26. He earned a medal at the Springfield invitational by placing 4th in the freshman 2 mile race. He was a member of the freshman meet championship team at the Springfield Invitational freshmen race. Ethan earned a medal at the Eureka F/S Invitational where he was also part of the Eureka Fresh/Soph Invitational meet championship team. Ethan ran a personal best at the Peoria Notre Dame Invitational where he ran a 17:04 while running in the Varsity race. Ethan continued to run well where he ran a personal best at the East Peoria Invitational. Ethan broke into the 16's for the first time at the U-High Invitational with a time of 16:44. Ethan ran the 2nd fastest freshman time ever at the Metamora invitational with another time in the 16's. Ethan ended the season well as he became one of the few freshman to run in the Regional and Sectional meet. Ethan ran in our top seven Varsity runners the entire year. He earned his way onto the News-Gazette Prep Cross Country Leaders List in September, October, and November.

As a sophomore, Ethan came into the season in better shape than

ever. He ran over 500 miles in the summer. He opened up at the Springfield Invitational by helping his team win the meet championship for the first time in the history of our school. Ethan earned a medal by placing 23rd and running a lifetime best of 16:41. He earned high enough grades last year to earn an academic letter. This helped him earn the honor of scholar/athlete for our team. He earned a second year letter in cross country as a sophomore. Ethan ran a lifetime best at the Peoria Notre Dame Invitational with a 16:27. He earned his way onto the top times list for the Peoria Notre Dame invitational. He ran another personal best at the East Peoria Invitational with a 16:11. He earned his way onto our top times list for the East Peoria Invitational with this time. Ethan made his way onto the News-Gazette prep cross country leaders in September. Ethan ran a low 16's at the U-High invitational to earn him a spot on our fastest times list. He went on to run another solid race at the tough Metamora course to earn him a high spot on the Metamora invitational. He worked his way onto the News Gazette prep cross country leaders list for October. Ethan ran a sub 5 minute mile to become a member of the Old dog club in 2011. Ethan went on to run a lifetime personal best at the Regional meet with a 16:12. He was 12th in the Regional race helping his team win the Regional title. Ethan helped his team place 2nd at the Sectional meet. Ethan earned the honor of being a state qualifier his sophomore year. He worked his way onto the News-Gazette Prep Cross Country Leaders list for November. Ethan ended his sophomore season by placing 142nd at State and helping his team place 5th as a team. He ran the 11th fastest sophomore time at State that MS has ever had.

As a junior, Ethan came out strong. He ran over 800 miles in the 67 days in the summer to make our 800 mile club. He ran over 1000 miles in June to August 31 to join our team's 1000 York Mile Club. He earned the title of captain for his junior year. Ethan opened up his senior year by earning a medal at the Charleston Invitational. He helped his team win the team title as he ran a 16:00. He earned IL elite status for his Charleston race time. This was high enough to earn him a spot on our team's fastest junior list ever and the News Gazette Prep Cross Country Leaders list in September. Ethan earned a spot on our old dog sub 5 minute mile club again as a junior. He also broke into our team's sub 30 South Mahomet Loop club again. He went on to have a lifetime personal best at the Springfield Invitational with a time of 15:50. He earned a medal and helped his team place 2nd. He earned a spot on our fastest junior times list for the Springfield Invitational. He earned IL elite status for his Springfield race. He earned a spot on our team's scholar/athlete list due to his excellent grades. Ethan broke into the top 100 at the Peoria Notre Dame Invitational with one of the top 10 highest finishes we have had at this invite. He ran the 5th fastest time we have had at this meet with a 15:37. He earned a spot on our team's fastest junior times list. He helped his team place higher than any MS team ever had at this invite. Ethan earned IL elite status for his great time in this race. Ethan ran 3rd for the team again at the East Peoria Invitational and helped his team win the invite for the 2nd year in a row. Ethan ran in the 15's which was the 3rd fastest junior time we have had at this invitational. He earned IL elite status by dyestat again at this meet. He earned a medal by placing 7th in the invitational. Ethan went on to run our 2nd fastest junior time on our home course at the 1 team Mahomet-Seymour Invitational with a 15:54. Ethan made his way onto the News Gazette Prep Cross Country Leaders List in October. Ethan ran a lifetime personal best at the Metamora Invitational with a 15:25. This was the 2nd fastest junior MS time we have ever had and the 3rd fastest time for any MS runner at this invitational. He earned a medal by placing 11th. This helped his team win the team championship. Ethan ran another strong race at Conference. He ran a 15:48 to place 9th. He earned all-conference status and a medal. He also earned elite status by dyestat for this performance. Ethan went on to earn all-regional status by placing in the top 5. He earned a medal for placing 5th. He helped his team win the Regional meet for the 2nd year in a row. Ethan's Regional effort earned him IL elite status by dyestat.com. Ethan had a strong race at the Sectional meet where he placed 11th. He ran a time of 15:51 on a slow and wet course. He helped his team win the Sectional meet for the first time since 1979. He became a State Qualifier for the second year in a row. He earned elite IL status with his performance at the Sectional meet. Ethan ran his second fastest 3 mile time at the State meet to place 86th. This was a 56 place improvement from last year. He ran a 15:43. He really was a major vocal leader on his team all season. He ran the 5th fastest time at the State meet for a MS junior in our program's history. He earned elite IL status at the State meet from dyestat.com.



Jonathan Schaap - Senior

Jonathan is a fourth year high school cross country runner and 4 year letterman. Son of Paul and Lori Schaap.

2009, 2010, 2011, & 2012 Letterman
 2010 & 2012 Captain
 2010, 2011, & 2012 All-Conference
 2010 & 2011 News Gazette All Area
 2011 & 2012 News Gazette Athlete of the Week
 2012 Mahomet Citizen Athlete of the Week
 2011 and 2012 Bulldog Award
 2011 and 2012 Most Valuable Runner
 2012 Scholar/Athlete
 Most improved over a career list 3:17
 400 Mile Club in 2009, 500 Mile Club in 2010, 500 Mile Club in 2011, 600 Mile Club in 2012
 2009 Fastest Freshman, 2010 Fastest Sophomore, 2011 Fastest Junior, 2012 Fastest Senior
 2010 Most Improved Fresh/Soph Runner, 2010 Most Valuable Fresh/Soph Runner
 2010, 2011, & 2012 Old Dog 5 Minute Mile Club
 Fastest Top 10 Freshman Times List for our 1st home meet, the Charleston, Springfield, Eureka F/S, Peoria ND, East Peoria, U-High, and Metamora Invitational.
 Fastest Top 10 Sophomore Times List for the 1st home meet of the year, the Charleston, Springfield, Eureka F/S, Peoria ND, East Peoria, U-High, and Metamora Invitational.
 Fastest Top 10 Junior Times list for the Charleston, Springfield, PND, East Peoria, U-High, Metamora Invitational, and State.
 Fastest Top 15 Senior Times list for the Charleston, Springfield, Peoria ND, East Peoria, Metamora Invitationals, & State.
 2009, 2010, 2011, & 2012 News-Gazette Prep Cross Country Leaders List in September, October, & November.
 2011 & 2012 All-Regional Team and 2011 & 2012 All-Sectional Team
 2011 All-State - 25th place
 2012 All-State - 10th place
 2009 Personal Best Time 16:58 (16:54*), 2010 Personal Best Time 16:03
 2011 Personal Best Time 15:18, 2012 Personal Best Time 14:47.2
 2009 Springfield Invitational Freshman Race Meet Champion
 2010 Eureka F/S Invitational Meet Champion
 2012 Springfield Invitational Meet Champion
 2012 East Peoria Invitational Meet Champion

As a freshman, Jonathan brings many years of running experience under his belt. Jonathan earned a medal at the Charleston Invitational by placing 14th. He made his way onto our team's top ten fastest freshman ever list at our 1st home meet, the Charleston Invitational, the Springfield Invitational, the Eureka Fresh/Soph Invitational, the Peoria ND Invitational, the East Peoria Invitational, the U-High Invitational, and the Metamora Invitational. He earned his way onto the News-Gazette Prep Cross Country Leaders List in September and October. He earned a medal at the Springfield 2 mile race by placing 1st as our 1st ever meet Champion at that meet. He earned a medal at the Eureka Fresh/Soph Invitational by placing 6th. Jonathan represented his team by running the Regional and Sectional meets as a freshman. He finished his freshman year by winning the fastest freshman award.


As a sophomore, Jonathan came in very strong with running 500 miles in the summer. Jonathan earned the honors of being a captain for his sophomore year. The News Gazette selected Jonathan as one of the nifty fifty in their preseason polls. He made his way onto our team's top ten fastest sophomore ever list at our 1st home meet, the Charleston Invitational, the Springfield Invitational, the Eureka FS Invitational, the PND Invitational, the East Peoria Invitational, the U-High Invitational, and the Metamora Invitational. Jonathan earned a medal at the Charleston Invitational by posting our team's fastest sophomore time ever of a 16:32. He went on to win the Eureka F/S Invitational with a time of 16:26. He was part of the Eureka F/S Invitational meet championship team.

Jonathan ran a personal best at the East Peoria Invitational where he ran 2nd for our team with a time of 16:16. Jonathan had a break through in his time at the U-High Invitational where he ran a 16:03. He ran well enough at the Metamora Invitational to get onto our fastest sophomore list. Jonathan had an excellent race at the Conference meet where he earned all-conference status by placing 10th. Jonathan ran in the top 5 for our team at the Regional and Sectional meet. Jonathan won our fastest sophomore award, our most improved fresh/soph award, our old dog 5 minute mile club, and most valuable fresh/soph runner award. He earned his way onto the News-Gazette Prep Cross Country Leaders List in September, October, and November. Jonathan earned 2010 News Gazette All Area honors.

As a junior, Jonathan ran 500 miles in the summer. The News-Gazette selected him as one of their pre-season nifty fifty runners. Jonathan opened the season by earning a medal at the Charleston Invitational by placing 10th with a time of 16:38. Jonathan helped his team win the team championship at the Charleston Invitational by placing 3rd for the team. Jonathan earned a spot on the top 10 fastest junior list at the Charleston Invitational. Jonathan led our team at the Springfield invitational. He ran the fastest time for our school in the history of running at the Springfield invitational with a 15:47. This was the highest place (3rd) that we have ever had at this invitational. Jonathan earned a spot on the top 10 fastest junior times at the Springfield Invitational by having the fastest junior time ever at this meet. Jonathan earned his 3rd cross country letter in his 3 year high school career. Jonathan ran a lifetime best at the Peoria Notre Dame invitational with a time of 15:38. This earned him the fastest junior time at the PND invite. Jonathan led our team to a victory at the East Peoria Invitational with a 15:18. He earned a medal with the fastest time our team has ever had at this invitational where he placed 5th. Jonathan made his way onto the News-Gazette prep cross country leaders in September. Jonathan ran the fastest time we have ever had run at the U-High invitational with a 15:24. He earned his way onto our fastest time at the U-High invitational. He earned a medal at the U-High invite by placing 2nd. He went on to have the fastest junior time ever at the Metamora invitational for our team. He earned a medal by placing 11th. He worked his way onto the News-Gazette Prep Cross Country Leaders list for October. Jonathan ran a sub 5 minute mile to become a member of the Old dog club in 2011. Jonathan really went after it at the Conference meet and placed 4th. He led our team at the conference meet and earned the all-conference status for the 2nd year in a row. Jonathan ran a solid race at our Regional meet. He earned all-Regional status and a medal by placing 5th. He helped to lead his team to a 1st place finish. Jonathan won our team's fastest junior award for the 2011 season. Jonathan led his team to a 2nd place finish at the Sectional meet. He helped pull his team to qualifying or state for the first time in the history of our school as a AA team. He earned the honor of being on the all-sectional team by placing 9th. He worked his way onto the News-Gazette Prep Cross Country Leaders list for November. Jonathan ended his junior season by earning All-State status by placing 25th and leading his team to a 5th place team finish. Jonathan ran the fastest time MS has ever had at State for a junior and the 2nd fastest time ever at State for all grades. Jonathan won most valuable runner and the Bulldog award.

As a senior, Jonathan ran over 600 miles in the summer. He joined our 600 mile club and just missed our 1000 mile York club for his miles in June, July, & Aug. Jonathan earned the title of being team captain his senior year. Jonathan got selected by the News-Gazette as one of the 50 nifty in the pre-season. He open up the season by running in the high 15's and placing 3rd at the Charleston Invitational. He earned a medal and helped lead his team to winning the team trophy. Jonathan ran the fastest senior time we have ever had on this course and the fastest time that any MS runner has ever run on this course. Jonathan earned his way onto the News Gazette prep leaders list for September. He went on to win the Springfield Invitational with a time of 15:24. This was the fastest senior time and fastest MS time we have ever had on this course. He earned a top 100 national ranking for this time on a challenging course. Jonathan got selected as the News Gazette athlete of the week after that great run. He earned his fourth varsity letter in XC. He also earned a spot on our scholar/athlete list based off his very strong junior grades. Jonathan ran our team's fastest senior time ever at the Peoria Notre Dame Invitational with a 15:15. Jonathan placed 38th to earn a medal at this prestigious meet. He is one of only 5 runners in the history of MS to medal at this meet in the varsity race. He earned Illinois elite status for his impressive time. Jonathan won his second invitational of his senior year at the East Peoria Invitational. He helped lead his team to a first place finish in this 19 team invite. He ran the fastest time any MS runner has ever run on this course with a 14:58. He joined the elite of our program as we have only had 3 other runners break into the 14s in the 43 year history of our program. He earned elite IL status with his performance at the East Peoria Invitational. Jonathan earned athlete of

the week for the Citizen for the week of October 4. Jonathan ran the fastest senior time ever on our course with a 15:41. Jonathan made his way onto the News Gazette Prep Cross Country Leaders List in October. Jonathan won Athlete of the Week honors from the Mahomet Citizen paper for the week of October 4. Jonathan was runner up at the Metamora Invitational. He ran in the 14s for the second time with a 14:51. This was the fastest time any MS runner has ever run at this meet. It also broke into the top 25 times of any runner from any school at this invitational. He earned a medal and led his team to winning the invite for first time. Jonathan ran a great race at our Conference meet. He earned a medal and all-conference status by placing 2nd. He had the 2nd fastest time of any runner from any team at the conference meet in the past decade. He earned all-conference status for three years in a row. He ran a 15:13 on a slow course. Jonathan earned top 100 US ranking based off his performance at the Conference meet. Jonathan came back that week to earn all-regional status by placing 4th in the regional meet and helping his team win the regional title for the second year in a row. Jonathan's effort earned him IL elite status by dyestat.com. Jonathan led our team at the Sectional race where he placed 2nd. He earned All-Sectional status by placing in the top 10. He was runner-up with a lifetime 3 mile best of 15:01. He became a State Qualifier for the second year in a row. He earned elite IL status with his performance at the Sectional meet. Jonathan ended his senior season with a 14 second lifetime 3 mile best of 14:47.2. This earned him All-State status by placing 10th. He also earned top 100 US elite status by dyestat.com. He became the Pantagraph area's 5th fastest ever at the State meet course since 1971. He became MS's 4th runner ever to be a two time All-State XC runner. Jonathan was our most valuable runner and Bulldog award winner his senior year. He also earned the fastest senior award with the 2nd fastest time ever in the history of our program. Jonathan made it onto our most improved over a career list by improving over 3 minutes in his career. He improved 3:17.



2010, 2011, & 2012 Letterman
 2012 Captain
 400 Mile Club in 2010, 500 Mile Club in 2011, 1000 Mile Club in 2012
 1000 York Mile Mile in 2012 (1400)
 2010, 2011, 2012 Sub 30 South Mahomet Loop Club
 2012 Sub 5 for 5 Club
 2010, 2011, & 2012 Old Dog 5 Minute Mile Club
 2010 Fastest Freshman Award Winner
 2011 Fastest Sophomore Award Winner
 2012 Fastest Junior Award Winner
 2011 Most Valuable Fresh/Soph Award Winner
 2012 Most Valuable Runner
 2012 Bulldog Award Winner
 2011 All-Conference - 10th, 2012 All-Conference - 1st
 2011 Top 10 Regional Finish - 8th.
 2012 All-Regional team - 2nd.
 2012 All-Sectional team - 3rd.
 2010 Personal Best Time 16:06, 2011 Personal Best Time 15:40
 2012 Personal Best Time 14:47.8
 2011 & 2012 Scholar/Athlete
 Fastest Top 10 Freshmen Times List for the Charleston, Springfield, Eureka FS, Peoria ND, East Peoria, U-High, and Metamora Invitational.
 Fastest Top 10 Sophomore Times for the Charleston, Springfield, PND, East Peoria, U-High, Metamora Invitational, and State.
 Fastest Top 15 Junior Times for the Charleston, Springfield, Peoria ND, East Peoria, Metamora Invitational, and State.
 2010, 2011, & 2012 Medalist at the Charleston Invitational and 2010, 2011, & 2012 Medalist at the Springfield Invitational.
 2010 Medalist at the Eureka FS Invitational. 2012 Medalist at the Peoria ND Invitational.
 2012 Medalist at the East Peoria Invitational. 2011 & 2012 Medalist at the Metamora Invitational.
 2011 & 2012 Conference Medalist.
 2012 Regional Medalist.
 2012 Sectional Medalist.
 2012 State Medalist.
 2010, 2011, & 2012 News-Gazette Prep Cross Country Leaders List in September, October, and November.
 2012 Conference Champ
 2011 State Qualifier - 48th place
 2012 All-State - 11th

Forrest Smoes - Junior

Forrest is a third year high school cross country runner and 3 year letterman. Son of Dale and Jane Smoes.


As a freshman, Forrest comes to our team with jr. high cross country experience under his belt. He earned his way onto our team's 10 fastest freshman lists for the 1st home meet of the year, the Charleston Invitational, the Springfield Invitational, the Eureka FS Invitational, the Peoria Notre Dame Invitational, the East Peoria Invitational, and the U-High Invitational. He earned a medal at the Charleston Invitational by placing 18th with a time of 16:51. His time was strong enough to be the fastest freshman time we have had at the Charleston Invitational. He earned a medal at the Springfield Invitational by placing 3rd in the freshman 2 mile race. His 2 mile was the fastest time posted by a Mahomet-Seymour runner at that meet. He was a member of the freshman meet championship team at the Springfield Invitational freshmen race. Forrest earned a medal at the Eureka FS invitational by placing 3rd where he lowered his season best to a 16:37. He was a member of the Eureka FS Invitational championship team. He ran a 3 mile personal best at the Peoria Notre Dame Invitational with a time of 16:37. Forrest had another break through at the East Peoria Invitational where he ran 3rd for our team with a time of 16:25. He ran the fastest freshman

time we have ever had at this invitational. Forrest had another big break through at the U-High Invitational where he ran a lifetime best of 16:06 making him the fastest freshman we have had at that invitational. Forrest became the fastest freshman at the Metamora Invitational by running another time in the low 16's as well as earning a medal at this invitational. Forrest got a stress fracture late in the season which held him out of the Regional meet. Forrest had a ton of guts to run at Sectional despite the stress fracture where he finished 5th for the team. Forrest won our team's fastest freshman award. He earned his way onto the News-Gazette Prep Cross Country Leaders List in September, October, and November.

As a sophomore, Forrest ran 500 miles in the summer. He opened his season by running in the 16's at the Charleston Invitational where he earned a medal for placing 12th. He earned a spot on our top 10 fastest sophomore times at the Charleston Invitational. Forrest ran a second incredible race at the Springfield Invitational. Despite it being a challenging course, Forrest nearly matched his lifetime personal best. He earned a medal by placing 11th and helped his team win the meet championship for the first time in school history. His time was the fastest sophomore time we have ever had which earned him a spot on the fastest top 10 sophomore times list. He earned high enough grades last year to earn an academic letter. This helped him earn the honor of scholar/athlete for our team. Forrest earned his second letter in cross country his sophomore year. He improved his personal best to 15:58 at the Peoria Notre Dame invitational. He ran the fastest PND time for sophomores for our team. He ran a 15:52 at the East Peoria Invitational where he also ran the fastest sophomore time for our team's history at that meet. Forrest made his way onto the News-Gazette prep cross country leaders in September. Forrest ran a lifetime best at the U-High Invitational with a 15:52. This was the fastest sophomore time we have ever had at this meet. He went on to run the fastest sophomore time ever at the Metamora Invitational where he earned a medal for placing 14th. He worked his way onto the News Gazette prep cross country leaders list in October. Forrest ran a sub 5 minute mile to become a member of the Old dog club in 2011. Forrest won our team's fastest sophomore award for the 2011 season. He also won the most valuable fresh/soph award for the 2011 season. Forrest earned all-conference with a 10th place finish and another time in the 15s. Forrest went on to place in the top 10 of the Regional meet with a 8th place finish. He helped his team to win the Regional team title. Forrest ran a lifetime personal best at the Sectional meet running an impressive 3rd for his team. In the process he helped push his team to a 2nd place finish which made his team a state qualifying team. Forrest earned the honor of being a state qualifier his sophomore year. He worked his way onto the News-Gazette Prep Cross Country Leaders list for November. Forrest ended his sophomore year with a lifetime personal best 15:40 to place 48th at State. He ran a season high of 2nd for his team at State to help lead his team to a 5th place finish.

As a junior, Forrest drastically increased his summer miles in pursuit of major break throughs. He ran over 1000 miles in the summer and joined our team's 1000 mile club. He ran 1400 miles in June - August to join our team's York 1000 mile club. In both cases, Forrest ran more summer miles than we have ever had anyone run in the past 11 years of keeping records. Right away he had big breakthroughs as he set our team's 1 hour run record. Despite have a 102 plus fever he ran 10.3 miles. In his first race at Charleston he earned a medal by placing 5th with a time of 15:52. This was a 53 second improvement from his last year's Charleston race. It was also the fastest time for any junior we have ever had at this meet and 2nd fastest time we have ever had a MS runner run at this invite. He joined our team's top 15 fastest times list at the Charleston Invitational. He earned IL elite status for his Charleston time. He earned the title of being a captain for his junior year. He also made his way onto the News-Gazette prep cross country leaders in September. In fact he was #2 in the first listing. Forrest went on to place 4th in the Springfield Invitational with a season best of 15:45. He earned a medal and helped his team place 2nd. This was the fastest junior time we have ever had at the Springfield Invite. He earned IL elite status for his great Springfield performance. He earned enough letter points after his 2nd meet to be a third year letter winner. Forrest earned the title of captain for his junior year. He also made it on our team's scholar/athlete list for the second year in a row for having great grades. Forrest had a 31 second personal best at the Peoria Notre Dame Invitational. His time of 15:14 was fast enough to place 36th. He is one of only 5 MS varsity runners ever to place at this meet. He was first for our team and helped lead them to the highest finish in MS history. He earned a spot on our team's fastest junior times list at the Peoria Notre Dame

invitational. It was one of Forrest's best races of his life so far. He earned IL elite status for his great PND time. Forrest ran a great race at the East Peoria Invitational and earned a medal for placing 2nd. He helped lead his team to a 1st place finish. He ran a 15:14 which was the fastest junior time we have ever had at this meet. His time was fast enough to earn him IL elite status by dyestat. Forrest broke our home course MS record in our 1 team Mahomet-Seymour Invitational with a time of 15:23. Forrest made his way onto the News Gazette Prep Cross Country Leaders List in October. Forrest had another breakthrough at the Metamora Invitational. He earned a medal by placing 4th and helping his team win the team title. He ran the fastest junior time we have ever had at this invitational. He broke into the 14s with a 14:58. Forrest became a MS legend as he is one of only 5 MS runners that have ever broke into the 14s in the 43 year history of the program. Forrest had one of the strongest races of his life at the Conference meet. He ran a 15:07 on a slow course and won the individual title. His time is the fastest time in at least a decade of any runner from any school at the conference meet. It was his first high school individual win and against some of the best runners in the State. He earned all-conference status for the 2nd year in a row. Forrest earned top 100 US ranking based off his conference performance. Forrest went on to earn all-regional status at the regional meet by placing 2nd. He beat two all-state runners and was within 13 seconds of last year's 3rd in state runner. Forrest earned a medal by placing in the top 5. He ran a lifetime 3 mile best of 15:06. Forrest was given elite status by dyestat.com for his Regional performance. He was ranked #67th in the State after that performance. Forrest earned All-Sectional status by placing in the top 10 at the Sectional meet. He placed 3rd against a tough field with a low time of 15:14. He helped his team win the Sectional meet for the first time since 1979. He became a State Qualifier for the second year in a row. He earned elite IL status with his performance at the Sectional meet. Forrest ran a 19 second 3 mile personal best at the State meet. He ran a 14:47.8 to place 11th. He earned his All-State medal. He is the 6th fastest Pantagraph area runner since 1971 on the State meet course. He was the fastest MS junior ever at the State meet. He earned top 100 US elite status by dyestat.com. He earned the fastest junior award his junior year. He also earned the most valuable runner and Bulldog award his junior year.



2010, 2011, & 2012 Letterman

2012 Captain

300 Mile Club in 2010, 500 Mile Club in 2011
 700 Mile Club in 2012 and 1000 York Mile Club in 2012
 2011 & 2012 Sub 30 South Mahomet Loop Run Club
 2010 Personal Best Time 18:40 (18:13*)
 2011 Personal Best Time 17:41
 2012 Personal Best Time 17:42

2011 & 2012 Scholar/Athlete
 2012 Brent Johnson True Grit Award

Medalist in the 2010 Charleston Invitational and Eureka FS
 Invitational.

Medalist in the 2012 Charleston Invitational.

Fastest Top 10 Freshmen Times List for the Eureka FS
 Invitational and U-High Invitational.
 Fastest Top 10 Sophomore Times List for the Springfield &
 U-High Invitational.

Fastest Top 15 Junior Times List for the Charleston
 Invitational.

Holds our team's highest open finish at the U-High
 Invitational.

2010 News-Gazette Prep Cross Country Leaders List in
 September, October, and November.

2011 News-Gazette Prep Cross Country Leaders List in
 September, October, and November.

2012 News-Gazette Prep Cross Country Leaders List in
 September and October.

Dhairav Vakil - Junior

Dhairav is a third year high school cross country runner and returning letterman. Son of Pratul and Pradnya Vakil.


As a freshman, Dhairav comes to our team with jr. high cross country experience under his belt. He earned a medal at the Charleston Invitational by placing 5th with a time of 18:59. He earned his way onto our highest open finishes at the Charleston Invitational by placing 5th. He was a member of the freshman meet championship team at the Springfield Invitational freshmen race. Dhairav earned his way onto the 10 fastest freshman times ever at the Eureka FS Invitational. He won a medal at the Eureka FS Invitational by placing 17th with a personal best of 18:13. He was part of the Eureka FS Invitational meet championship team. Dhairav ran a 3 mile personal best at the Peoria Notre Dame Invitational with a 18:44. Dhairav earned enough letter points to earn a Varsity letter. Dhairav placed 16th in the open race at the U-High Invitational which earned him the #8 spot on our all time list for open places at that invitational. Dhairav also ran a personal best in the 3 mile at the U-High Invitational with a 16:40. He earned his way onto the News-Gazette Prep Cross Country Leaders List in September, October, and November.

As a sophomore, Dhairav ran 500 miles in the summer. Dhairav came in with such a strong base and stepped right into training with the top 10 runners. Dhairav had a great start to the season at the Springfield Invitational where he helped pull his team to a meet championship in the open race. Dhairav ran 4th for his team in that race to help with the team score. He broke into the 17's for the first time with a 17:58. He earned a medal by placing 10th which also earned him a spot on our Springfield Invitational top times/places list. Dhairav earned a letter for the second year in cross country. He earned high enough grades last year that he earned an academic letter. This helped him earn the team's honor of scholar/athlete. Dhairav lowered his lifetime best to a 17:47 at the Peoria Notre Dame Invitational. Dhairav made his way onto the News-Gazette prep cross country leaders in September. Dhairav ran an outstanding run at the U-High invitational where he ran a lifetime best of 17:41. He placed 6th which is the highest open

finish at the U-High invitational for our team. He worked his way onto the News-Gazette Prep Cross Country Leaders list for October. Dhairav had a solid time at the Conference meet despite the 30 mph winds. He ran a 18:10. His great times over the season earned him a post on our team's state series roster for his sophomore year. He worked his way onto the News-Gazette Prep Cross Country Leaders list for November.

As a junior, Dhairav really stepped it up in his pre-season training by running 700 miles in 68 days. He earned a spot on the 700 mile club. He went on to keep his miles high for the entire June 1st through August 31st. He ran 1000 miles in those 92 days and was one of our first runners ever to earn a spot on our team's 1000 York Mile Club. Dhairav earned the title of captain for his junior year. He improved 4 minutes and 51 seconds from his first meet last year to his first meet this year. He ran a 17:42 at this year's Charleston Invitational to earn a medal. He placed 5th and helped his team earn a perfect score in the open race. Dhairav's time also earned him a spot on our team's fastest top 15 junior list for the Charleston Invitational. Dhairav made his way onto the News-Gazette prep cross country leaders in September. Dhairav earned excellent grades again and made our team's scholar/athlete list. Dhairav ran a very strong first part of the Peoria Notre Dame Invitational. He was on track for a sub 17 pace. He needed to pull out of the race after about 2 miles. He went on to break 30 minutes in our 5 mile trial to earn him a spot for his junior year on our team's sub 30 south Mahomet Loop run. Dhairav ran a 18:07 on our challenging home course at our 1 team Mahomet-Seymour Invitational. This was fast enough to earn him a spot on our fastest juniors on our home course since 2000. Dhairav made his way onto the News Gazette Prep Cross Country Leaders List in October. Dhairav showed great team spirit as he brought water out to the team during a hard run when he was unable to run himself. Dhairav's caring heart and dedication to his teammates really was revealed. Dhairav won our team's Brent Johnson True Grit award his junior year.

[XC Home Page](#)



2012 Personal Best Time 23:42 (21:20*)


2012 Clydesdale Award Winner

2012 News-Gazette Prep Cross Country Leaders List in
September.

Christopher Williams - Sophomore

Christopher is a first year high school cross country runner. Son of John and Carolyn Williams.

As a sophomore, we were fortunate enough to get Christopher to join our team. Christopher ran junior high cross country for three years and brought that experience with him. His experience shows as he was able to handle the jump to racing 3 miles and the toughest workouts that we offer. In his first high school race, Christopher finished within 4 seconds of his older brother John. Christopher made his way onto the News-Gazette prep cross country leaders in September. Christopher went on to run a lifetime best at the Springfield Invitational with a time of 23:42. Christopher helped his team win the open race for the 2nd year in a row. Christopher had the biggest improvement of the day for our team at the East Peoria Invitational. He had a lifetime personal best of 21:20. This was a 2 minute and 22 second improvement which was our biggest improvement between races of the season for any of our runners. Christopher ran his 2nd fastest time at the Metamora Invitational. He ran a great time of 22:17. Christopher won our team's clydesdale award for the 2012 season. He had the fastest time for any runner that met the criteria. This is a respected award given at most road races and also on our team each year.



2010, 2011, & 2012 Letterman

2012 State Qualifier - 127th place

2012 Captain

250 Mile Club in 2010, 700 Mile Club in 2012

Sub 30 South Mahomet Loop Club

Old Dog Club

2011 & 2012 Scholar/Athlete

Most Improved over a career #34 with a 3:28 career improvement

2012 Most Improved Runner Award

2010 Personal Best Time 17:58

2011 Personal Best Time 17:27 (17:00*)

2012 Personal Best Time 16:02 (15:59*)

Fastest Top 10 Freshmen Times List for the U-High and Metamora Invitational.

Fastest Top 10 Sophomore Times List for the Springfield & East Peoria Invitational.

Fastest Top 15 Junior Times List for the Charleston, Springfield, Peoria ND, East Peoria, Metamora Invitationals, and State.

Medalist in the 2010 & 2012 Charleston Invitational.

Medalist in the 2011 & 2012 Springfield Invitational.

Medalist in the 2012 Metamora Invitational.

2010 News-Gazette Prep Cross Country Leaders List in October & November.

2011 News-Gazette Prep Cross Country Leaders List in September, October, and November.

2012 News-Gazette Prep Cross Country Leaders List in September, October, and November.

James Williams - Junior


James is a third year high school cross country runner and 3 year letterman. Son of John and Carolyn Williams.

As a freshman, James comes to our team with jr. high cross country experience under his belt. He earned a medal in his first high school race at the Charleston Invitational by placing 13th with a time of 19:30. He was a member of the freshman meet championship team at the Springfield Invitational freshmen race. James ran a personal best and got into the 18's by running an 18:56 at the Peoria Notre Dame Invitational. James continued to improve as he ran another personal best of 18:12 at the East Peoria Invitational. James earned enough varsity letter points after the East Peoria Invitational that he got his letter. James had a big break through at the U-High Invitational where he broke into the 17's with a 17:58. This earned James a spot on our team's fastest top 10 freshmen at the U-High Invitational. James continued to run well when he got onto our fastest freshman list at the Metamora Invitational. James earned a spot on our team's regional roster during his freshman year. James also earned a spot on the News-Gazette's Prep Cross Country Leaders List in October and November.

As a sophomore, James opened the season by improving 1:23 from a year earlier at the Charleston Invitational with a time of 18:20. James ran in the top 7 for our team at the Invitational, helping to lead our team to a team championship. James helped to lead our team in the open race at the Springfield invitational to a team title. James earned a medal by placing 9th with a lifetime best of 17:56. James earned a spot on the top 10 fastest sophomore list for the Springfield Invitational for having the 3rd highest finish in the open race for our team. James earned high enough grades in the previous year to earn an academic letter for this year. This earned him the honor of scholar/athlete for our team. James earned a letter for the second year in a row for his athletic performance in cross country. James cut another 29 seconds off to run a lifetime best of 17:27 at the Peoria ND Invitational. James ran a 17:00 at the East Peoria Invitational just missing the 16s. He earned himself a spot on the fastest sophomore list at the East Peoria Invitational. James made his way onto the News-Gazette prep cross country leaders in September.

James ran 8th for the team at the Metamora Invitational with a 17:06. This time was fast enough to earn him a spot on our fastest sophomore times list at the Metamora Invitational. He worked his way onto the News-Gazette Prep Cross Country Leaders list for October. James displayed one of the greatest efforts of determination that I have seen. Despite having a limp the majority of his last race of the season, James dug down and ran well. While most runners would have dropped out due to frustration and pain, James pushed through it and finished strong with a limp. It was a great testament of his inner strength. His great times over the season earned him a spot on our team's state series roster for his sophomore year. He worked his way onto the News-Gazette Prep Cross Country Leaders list for November.

As a junior, James drastically increased his summer miles and ran 700 miles. He joined our team's 700 mile club. James earned the title of captain for his junior year. James' hard work and dedication in the summer paid off right away. He improved 1 minute and 35 seconds from last year's Charleston Invitational to run a 16:45 in this year's invite. This was not only James' time running in the 16's for the 3 mile, but also ran in the top 5 varsity runners. He ran fast enough to earn a spot on our team's fastest top 15 junior times list for the Charleston Invitational. He also earned a medal by placing 13th. James made his way onto the News-Gazette prep cross country leaders in September. He went onto run a lifetime personal best at the Springfield Invite with a time of 16:40. This was high enough to earn him a spot on our fastest junior list at the Springfield Invitational. He earned a medal at this meet by placing 23rd and running 5th for our team again. He earned enough letter points after his 2nd meet to become a three year varsity letter winner. He earned high enough grades his sophomore year to earn a spot on this year's scholar/athlete list. James went on to run another lifetime best at the Peoria Notre Dame invitational where he was in the top 7 for our team. He helped his team place the highest any MS team ever has at that invite. James ran a 16:28 which earned him a spot on the team's fastest junior times list for the Peoria Notre Dame Invitational. He made it onto our team's sub 30 South Mahomet loop run list again as a junior. James ran 5th for the team at the East Peoria Invitational to help his team win the meet. James ran a lifetime best of 16:19. This was the 6th fastest time we have had for a junior at this invitational. James ran a 17:08 on our challenging course for our 1 team Mahomet-Seymour Invitational. This was the 12th fastest time by a junior on our home course. James made his way onto the News Gazette Prep Cross Country Leaders List in October. James ran an incredible race at the Metamora Invitational and cracked into the 15s for the first time with a 15:59. His time was the 5th fastest time we have had for a junior at this meet. He became one of Mahomet's elite by breaking into the 15s. He was our 5th runner for our team and helped the team win the invitational for the first time ever. He earned a medal by placing 32nd. James earned a spot on our most improved over a career list by improving over 3 minutes from his first high school 3 mile to his fastest 3 mile. James ran a 16:47 at Conference on a slow course to place 17th. He helped our team get 2nd place. James ran right at his personal best 3 mile time at the Regional meet with a 16:30. James placed 16th and helped his team win the Regional meet. James ran an incredible race at the Sectional meet. He ran a strong first mile and finished by placing 4th for the team. He ran a lifetime 3 mile personal best of 16:26. He became a State Qualifier as he helped his team win the Sectional meet for the first time since 1979. James ran a lifetime 3 mile best at the State meet. He improved 24 seconds to run a 16:02. He placed 127th to help his team place 11th. He moved up to 34th on the most improved over a career list with a 3:28 improvement. He earned the 7th fastest MS junior time at the State meet. He earned our most improved award his junior year.



John Williams - Senior

John is a fourth year high school cross country runner and two year letterman. Son of John and Carolyn Williams.

2011 & 2012 Letterman

Most Improved over a Career #21 with 4:19 improvement.

2009 Personal Best Time 21:55

2010 Personal Best Time 20:05

2011 Personal Best Time 19:25

2012 Personal Best Time 23:24 (22:49*)

2010 Most Improved Runner Award

2011 & 2012 Scholar/Athlete

Fastest Top 10 Freshman List for the Metamora Invitational.

Fastest Top 10 Sophomore List for the Metamora Invitational.

2009 News-Gazette Prep Cross Country Leaders List in September & October.

2010 News-Gazette Prep Cross Country Leaders List in November.

2012 News-Gazette Prep Cross Country Leaders List in September.

As a freshman, John comes to our team with three years of jr. high cross country experience under his belt. His experience shows as his teammates often look to him as a good pacing partner. John quickly adjusted to the 3 mile high school race and improved 1:33 between his first and second high school race. He earned his way onto the News-Gazette Prep Cross Country Leaders List in September and October. He also earned his way onto our team's top 10 fastest freshman times at the Metamora Invitational. He ran a personal best at the Peoria Notre Dame Invitational with a time of 21:55.

As a sophomore, John opened up the season with a major lifetime personal best of 20:45. This was a 1:10 improvement from his season best as a freshman. This was the largest improvement of anyone on our entire team. John bumped onto our team's most improved career list by improving over 3 minutes from his first race of his career to his fastest 3 mile time. John had another big drop in time at the U-High Invitational where he ran a lifetime best of 20:05. John earned the #23 spot on our most improved over a career with with a 3:49 career improvement. John ran fast enough to earn a spot on our fastest top 10 sophomore list for the Metamora Invitational. John won our 2010 most improved runner award. He earned his way onto the News-Gazette Prep Cross Country Leaders List in November.

As a junior, John opened the season with a time of 21:58 in the extreme heat. From the first practices of his junior year, John stepped up as one of the vocal leaders of the team. He often could quickly inspire his teammates to run better by a few encouraging words. John earned high enough grades last year to earn an academic letter. This helped him earn the team award of scholar/athlete. At the Peoria Notre Dame meet, John cut off major time to run 20:27. At the East Peoria Invitational, John ran a lifetime best of 20:03 just narrowly missing the 19s. John ran a major personal best at the U-High invitational with a 19:25. He went on to run another 19's at the Metamora invitational where he earned enough letter points to earn his varsity letter. John ended his junior year with another solid effort at Conference where he ran in the 19's again despite the fierce wind. John ended the year as #21 on the team's most improved over a career list with an improvement of 4:19.

As a senior, John came into the season with lots of experience. He quickly took over a leadership role being one of our four seniors. His teammates look up to him for his effort, positive attitude, and his caring about his team. John opened up the season by running a 23:45 at the Charleston Invitational. He helped his team win the open race. John earned a spot on the News-Gazette's prep cross country leader list in September. John went on to run a season best on the more challenging Springfield Invitational course with a time of 23:24. He helped his team win the open race for the 2nd year in a row. John earned a spot on our team's scholar/athlete list due to his dedication to his studies his junior year. John finished his season at the East Peoria Invitational with a 22:49 which was a 35 second season personal best. It was a great way for John to end a 7 year cross country career. Not too many athletes stick with a sport from start to finish. It is a tribute to his dedication as a person.



2011 & 2012 Letterman

300 Mile Club in 2011
400 Mile Club in 2012

2011 Fastest Freshman Award Winner
2012 Most Improved FS Award

2012 Scholar/Athlete
2012 Old Dog Club

2011 Personal Best Time 18:29
2012 Personal Best Time 16:35 (16:12*)

2011 Personal Best 2 Mile Time 11:49

2011 Medalist at the Springfield Invitational
2012 Medalist at the Springfield Invitational
2012 Medalist at the Charleston Invitational

Fastest Top 15 Sophomore Times for the Charleston,
Springfield, Peoria ND, East Peoria, and Metamora
Invitational.

2011 News-Gazette Prep Cross Country Leaders List in
September and October.

2012 News-Gazette Prep Cross Country Leaders List in
September and October.

William Wolf - Sophomore

William is a second year high school cross country runner and returning letterman. Son of Richard and Ava Wolf.

As a freshman, William came into the season with junior high running experience. William also dedicated himself to running 300 miles in the summer before his freshman year. William earned a medal in the Springfield Invitational by placing 12th in the freshman race with a personal best 2 mile time of 11:49. William earned his varsity letter as a freshman. William ran a lifetime best at the Peoria Notre Dame invitational with a 18:29. William made his way onto the News-Gazette prep cross country leaders in September and October. William won our team's fastest freshman award for the 2011 season.

As a sophomore, William ran over 400 miles in the summer. He joined our team's 400 mile club by running over 6 miles a day in the summer. William ran a lifetime best in his first meet of the season with a 17:19 at the Charleston Invitational. His time was strong enough to place him 2nd in the open race and earned him his first medal of the year. He earned his way onto our fastest Charleston Invite times for sophomores at 8th place. He also earned his way onto the highest places at the Charleston Invite with a 2nd place finish. His place helped his team earn a perfect score in the open race at this invitational. William made his way onto the News-Gazette prep cross country leaders in September. William came back strong in his 2nd race at the Springfield Invitational. He placed 3rd in the open race and earned a medal. He led his team to a 1st place open finish. His place was the highest we have ever had a MS runner finish in the open race. His time was fast enough to earn him a spot on our team's fastest sophomore times list for the Springfield Invite. William earned enough letter points after his 2nd race to earn his 2nd XC varsity letter. William earned a spot on our team's scholar/athlete list due to his excellent grades. William had a major breakthrough at the Peoria Notre Dame Invitational. He broke into the 16's for the first time with a 16:35. He earned a high spot on our team's fastest sophomore list at the Peoria Notre Dame Invitational. He also earned a spot on the 16's list. William broke into the 16's again at the East Peoria Invitational with a 16:46. This earned him a spot on our fastest sophomore times for the East Peoria Invitational. He ran 7th for our team at the East Peoria Invitational and helped his team win the team championship. William earned a spot on our team's old dog club by breaking 5 minutes in the mile. William made his way onto the News Gazette Prep Cross Country Leaders List in October. William ran a

lifetime best at the Metamora Invitational with a 16:12. This was the 6th fastest time on the team. He also was the 2nd fastest sophomore time that any MS runner has run at this invitational. William earned a spot on our team's top 12 runner State roster. William earned the most improved FS award his sophomore year.

MAHOMET-SEYMOUR
BOYS CROSS COUNTRY



Boys Cross Country Captains

2010
John Butcher
Dan Lewis
Lucas Prather
Jonathan Schaap

2011
Kyle Appelquist
Bobby Butler
John Butcher
Elijah Johnson
Curt Kupferschmid
Dan Lewis
Lucas Prather

2012
Kyle Appelquist
Bobby Butler
Chris Carlton
Ethan Russell
Jonathan Schaap
Forrest Smoes
Dhairav Vakil
James Williams

2005
Dustin Campbell
Devin Lyons
Justin Sebens
Gabe Walder

2006
Brandon Keeney
Devin Lyons
Troy Pittman
Justin Sebens

2007
Austin Beck
Kurt Buckner
Jacob Mahaffey
Thomas Thoren

2008
Austin Beck
Jacob Mahaffey

2009
John Butcher
Caleb Johnson
Elijah Johnson
Dan Lewis
Lucas Prather
Henry Wolf

2000
Kyle Emkes
Jordan Johnson

2001
Wes Logan
Taylor Sebestik

2002
Taylor Sebestik
Alex Smith

2003
Taylor Sebestik
Alex Smith

2004
Patrick Kirwan
Kevin Koenig

1995
Phil Alexander
Neil Banwart

1996
Phil Alexander

1997
?

1998
Kyle Emkes
Ben Jacobi

1999
Kyle Emkes
Ben Jacobi

1990
Dan Nielsen

1991
?

1992
John Arbuckle
Sean Coad

1993
John Arbuckle
Brian Fourman
Jim Mortland

1994
Neil Banwart
Josh Smith

1985
?

1986
Steve Echols
Cory Ronk

1987
Jay Busey
Jamie Fancher

1988
Jay Busey
Jeff Jankowski
Dan Nielsen

1989
Dan Nielsen

1980
Jason Means
Mark Wieneke

1981
Eric Mathis
Lance Neaville

1982
Steve Goebel
Eric Mathis

1983
Chris Perry

1984
Neil Mathis

1975
Marc Brown

1976
Marc Brown

1977
Craig Brownfield

1978
Craig Brownfield
Brian McDowell

1979
Joe Metcalf
Dale Wirth

1970
?

1971
Andy Chaney
Pat Dowell

1972
Bob Bantz
Andy Chaney

1973
Bob Bantz
Jeff Howard
Bill James

1974
Bill James
Mark Johnson

MAHOMET-SEYMOUR
BOYS CROSS COUNTRY



Boys Cross Country Boosters Representatives

Each sport is allowed to have one adult or couple represent their team and the school in what is called the Boosters. Boosters' representatives attend meetings to come up with ideas on how to build our athletic programs. These are the former Boosters representatives for boys cross country. I do not have records before 2000.

Year	BAC Representative
2012-13	Paul and Lori Schaap
2011-12	Paul and Lori Schaap
2010-11	Paul and Lori Schaap
2009-10	Paul and Lori Schaap
2008-09	Tom and Cheryl Mahaffey
2007-08	Tom and Cheryl Mahaffey
2006-07	Jeff and Judy Sebens
2005-06	Jeff and Judy Sebens
2004-05	Jeff and Judy Sebens
2003-04	Tim and Cindy Smith
2002-03	Tim and Cindy Smith
2001-02	Tim and Cindy Smith
2000-01	Peggy Emkes

**Mahomet-Seymour High School
Boys Cross Country Scavenger Hunt**

Rules

**Be safe...stay with your team...look both ways before crossing the road...look out for your teammates. ___ minute limit Start and finish at the same spot.
Must be on foot the whole time (no cars or bikes). Must be collected by yourself-no help from anyone off your team. Cheaters are disqualified and lose all sense of pride and accomplishment.**

Signatures (Value 100 points each) Put signatures on this paper

Elijah Johnson _____	Cale McCormick _____
Lucas Prather _____	Brian Plotner _____
John Butcher _____	Nick Ross _____
Dan Lewis _____	

Rare stuff (Value 100 points each)

Flag	Matchbox car
Whistle	Anything Nascar
Lego Man	Music CD
DVD or VHS tape	Tonka truck
Bucket	Playdough
Wooden Nickel	Patch
Deck of Cards	Squirt Gun

Extra High Point Items (Value 500 points)

Any musical instrument	Hammer	Screw Driver
Cow Bell	Lego Set	Wrench
Running watch	Running book	Running magazine
Running shirt from road race		

Extra High Point Items (Value 1000 points)

Bike

Donations You must get names and addresses of all those that donate \$5 or more so we can send a thank you note for their support

\$1 = 100 points	\$5 = 500 points
\$10 = 1000 points	\$20 = 2000 points

Name _____
Address _____

Name _____
Address _____

Name _____
Address _____

Name _____
Address _____

Name _____
Address _____


Name _____
Address _____

MAHOMET-SEYMOUR
BOYS CROSS COUNTRY



South Mahomet Loop Sub 30 Minute Runners

Kyle Appelquist class of 2014	29:10
John Butcher class of 2012	26:38
Bobby Butler class of 2013	29:54
Chris Carlton class of 2014	28:54
Matthew Chupp class of 2013	29:20
Trevor Hanlon class of 2015	29:31
Elijah Johnson class of 2011	27:20
Alex Keeble class of 2016	27:12
Jake Keller class of 2016	29:34
Curt Kupferschmid class of 2014	29:22
Jacob Mahaffey class of 2009	
Cale McCormick class of 2012	27:13
Jackson Powell class of 2015	28:00
Lucas Prather class of 2012	26:37
John Prillaman class of 2011	28:48
Ethan Russell class of 2014	26:43
Jonathan Schaap class of 2013	26:10
Justin Sebens class of 2007	28:53
Forrest Smoes class of 2014	26:18
Dhairav Vakil class of 2014	29:41
James Williams class of 2014	28:14
Henry Wolf class of 2010	28:20



John Prillaman, John Butcher, Henry Wolf, Lucas Prather, Jonathan Schaap

This page was created to honor the runners who ran under 30 minutes for the South Mahomet Loop. The loop is just short of 5.0 miles. We have been keeping records of this loop since 2002.

South Mahomet Loop Map



**2012 Boys Cross Country
9th Annual
1 Team Mahomet-Seymour Invitational**

Directions to the Course & Course Map

2012 Mahomet-Seymour Boys XC Team Members

The boys from the XC team were divided into equal teams.

White Team	Navy Blue Team	Light Blue Team
Ethan Russell	Forrest Smoes	Jonathan Schaap
Alex Keeble	Jackson Powell	Trevor Hanlon
Chris Carlton	William Wolf	James Williams
Matthew Chupp	Jake Keller	Bobby Butler
Curt Kupferschmid	Dhairav Vakil	Jack Hyde
Kyle Appelquist	Joey Magyar	Mason McAnally
Jeff Coburn	Nathaniel Cebulski	Daniel Middendorf
Ryan Huff	Christopher Williams	Niko Householder
	John Williams	Kenny Pauley

Individual Results		
Forrest Smoes	15:23	1
Jonathan Schaap	15:41	2
Ethan Russell	15:54	3
Alex Keeble	16:07	4
James Williams	17:08	5
Matthew Chupp	17:15	6
Jake Keller	17:19	7
Jackson Powell	17:20	8
Bobby Butler	17:23	9
Jack Hyde	17:36	10
Curt Kupferschmid	18:00	11
Dhairav Vakil	18:07	12
Joey Magyar	18:29	13
Chris Carlton	18:52	14
Mason McAnally	18:57	15

Daniel Middendorf	20:08	16
Jeff Coburn	20:35	17
Nathaniel Cebulski	20:48	18
Ryan Huff	20:54	19
William Wolf	22:56	20
Christopher Williams	24:30	21
Niko Householder	24:32	22

Team Results

1st White Team 38 pts
 3rd Light Blue Team 41 pts
 3rd Navy Blue Team 41 pts

Course Record

15:20 Scott Krapf - Scharlman High School - 2005 Mahomet-Seymour Invitational
 15:20 Matt Feldhake - Effingham St. Anthony - 2006 Mahomet-Seymour Invitational

Meet Record

15:23 Forrest Smoes - Mahomet-Seymour High School - 2012 "1 Team" Mahomet-Seymour Invitational

Mahomet-Seymour Class Course Records

15:41 Jonathan Schaap - Senior Course Record - 2012 "1 Team" Mahomet-Seymour Invitational
 15:23 Forrest Smoes - Junior Course Record - 2012 "1 Team" Mahomet-Seymour Invitational
 16:17 Justin Sebens - Sophomore Course Record - 2004 Mahomet-Seymour Invitational
 16:07 Alex Keeble - Freshman Course Record - 2012 "1 Team" Mahomet-Seymour Invitational

Past Champions

15:23 Forrest Smoes - 2012
 16:08 John Butcher - 2011
 16:26 Lucas Prather - 2010
 17:17 Henry Wolf - 2009
 15:43 Jacob Mahaffey - 2008
 Jacob Mahafey - 2007
 Justin Sebens - 2006
 17:48 Justin Sebens - 2005
 18:38 Andrew Kumler - 2004

Fastest Times on our course
<u>Fastest Seniors</u>
<u>Fastest Juniors</u>
<u>Fastest Sophomores</u>
<u>Fastest Freshmen</u>

<u>2012 Results</u>
<u>2011 Results</u>
<u>2010 Results</u>
<u>2009 Results</u>
<u>2008 Results</u>
<u>2007 Results</u>

MAHOMET-SEYMOUR
BOYS CROSS COUNTRY



2012 Boys Cross Country Pasta Parties

We have very supportive parents. Our parents volunteer to host pasta parties for every Friday night. Parents give of their time and money to provide a get together for the runners. Our parents have served anything from pasta, pizza, hot dogs, chili, and so on. We appreciate their efforts to make the sport more fun for the team. The pasta parties are a great place for our runners to get to know each other better. It provides an opportunity for our runners of different ability levels a chance to visit, since in races and practices our runners tend to grow closest to those who run around them. Each year the boys look back at the pasta parties as one of their fondest memories of the season.

Friday	August 31	John, Julie, and Bobby Butler's house
Friday	September 7	Keith, Ann, and Ryan Huff's house
Friday	September 14	Jeff, Bonnie, and Jeff Coburn's house
Friday	September 21	Jay, Stephanie, and Daniel Middendorf's house
Friday	September 28	Jonathan, Sue, and Alex Keeble's house
Friday	October 5	Jim, Nancy, and Niko Householder's house with Rick and Traci Hyde
Friday	October 12	Dale, Jane, and Forrest Smoes's house
Friday	October 19	John, Carolyn, John, James, and Christopher Williams' house
Friday	October 26	Paul, Lori, and Jonathan Schaap's house
Friday	November 2	Britt, Lisa, and Jackson Powell's house

MAHOMET-SEYMOUR
BOYS CROSS COUNTRY



2012 Varsity Team Record

Charleston Invitational	11 wins	0 losses
Springfield Invitational	18 wins	1 loss
Peoria Notre Dame Invitational	52 wins	12 losses
East Peoria Invitational	18 wins	0 losses
Metamora Invitational	26 wins	0 losses
Conference	6 wins	1 loss
Regional	8 wins	0 losses
Sectional	20 wins	0 losses
State	14 wins	10 losses

The 2012 Varsity Team's regular season record is 131 - 14 this year.
(includes all meets except regional, sectional and state)

The 2012 Varsity Team's overall record is 173 - 24 this year.
(includes all meets)

We include any team represented at the meet.

Runners that can have a time under 17:00 are often considered the best in the area if they can run that time by the end of the season. Trevor Hanlon 16:23, James Williams 16:40, and Jackson Powell 16:45 all broke that barrier early in the season.

I was very proud of all of our runners, but especially pleased by the open runners. We told them before the race that they had an outside chance of winning this meet if they made some drastic improvements. Of course, that is easier said than done. We told Curt that if he would need to cut over a minute off his time which is not usually heard of on this course. We told Daniel and Nathaniel that they would have to work together to push each other as hard as they could because one of them would most likely be our 5th runner for the day which would round out our team score. They all gave it their all and either ran lifetime bests or season best efforts. William Wolf placed 3rd overall which was the highest open finish we have ever had. Rookie Matthew Chupp came from behind and placed 5th which is the 4th highest finish we have ever had. Captain Bobby Butler ran a lifetime best to place 10th which is the 7th highest finish we have ever had. Curt Kupferschmid had the biggest improvement of the week with a 1 minute and 11 second improvement to place 4th for our team and 21st in the open race. This was also in the top highest finishes our team has ever had in the open race. Daniel Middendorf has shown drastic improvement since his freshman year. He finished our team score by placing 5th on the team and helped us win the team title. His 37th place finish also was one of the highest finishes our team has ever had. Junior Nathaniel Cebulski was on Daniel's heels and was our first bumper point runner. He ran a season best performance on this tough course. Sophomore Ryan Huff was in our top 7 in the open as he ran a season best as well. Sophomore Kenny Pauley with a lifetime best of 23:19, senior John Williams with a season best of 23:24, and sophomore Christopher Williams with a lifetime best of 23:42 were also part of the championship open team.

The freshmen ran very well in order to get their win. It really took a team effort to get the win. We only have 6 freshmen and we needed to have at least 5 finish in order to get a team score. As mentioned earlier Alex Keeble won, but he couldn't have got the team win without his teammates giving it their all. Jake Keller ran the 3rd fastest time we have ever had a freshman run this course to place 4th with a time of 11:05. Jack Hyde ran the 4th fastest time we have ever had a freshman run on this course to place 7th with a time of 11:10. The freshman times are really impressive when you consider they are running faster times at their age than all the guys from our team over the last nine years who later went on to qualify for state or who are running at the college level or are currently breaking records for our team at the upperclassmen level. Joey Magyar placed 11th with a time of 11:33 and Mason McAnally placed 22nd with a time of 11:59. Both of these times were in the top 15 fastest we have ever had by a freshmen at this meet. Niko Householder ran a personal best by nearly 3 minutes to finish with a time of 14:04 and 42nd place.

In the varsity race Jonathan Schaap gave us the low point of 1. Forrest Smoes ran the fastest time ever by a MS junior to place 4th with a 15:45, Ethan Russell ran the 3rd fastest time for a MS junior to place 5th with a 15:50. Sophomore and new cross country runner Trevor Hanlon ran 4th for the team. He ran a lifetime best of 16:23 which was an improvement of 45 seconds. He placed 16th overall and only got beat by some of the best runners in the state. James Williams also ran a lifetime best with a time of 16:40 to place 23rd. Sophomore Jackson Powell who is also a new cross country runner this year ran an impressive 16:45. This was also his lifetime best and placed him 25th. Chris Carlton rounded out our team. Despite Chris being sick all week he gave a great effort and still managed to make his way onto our fastest junior times list.

Forrest Smoes and Ethan Russell were given IL elite ranking by dyestat.com for their performances. Jonathan Schaap was given top 100 US ranking for his performance.

We had 3 seniors (Jonathan Schaap, Matthew Chupp, and Bobby Butler), 5 juniors (Forrest Smoes, Ethan Russell, James Williams, Chris Carlton, and Curt Kupferschmid), 3 sophomores (Trevor Hanlon, Jackson Powell, and William Wolf), and 5 freshmen (Alex Keeble, Jack Hyde, Jake Keller, Joey Magyar, and Mason McAnally) earn a spot in our top 15 fastest times and/or places at the Springfield Invitational. [Fastest times at the Springfield Invitational list.](#)
[2012 Springfield results.](#)

Peoria Notre Dame Invitational:

The Peoria Notre Dame meet had 70 boys teams represented and 22 State ranked teams. Over the years this invitational has been considered harder than the State meet. Mahomet-Seymour placed the highest that we have ever placed in the history of our school attending this invitational. We have been attending for 13 years. This year we placed 13th. The boys managed to beat 11 State ranked teams and was only beat by one AA school. There are 3 classes in IHSA XC and Mahomet-Seymour is one of the smaller AA schools. The AA school that beat Mahomet-Seymour has won State the last several years. Our boys were ranked 9th in State coming into this meet in AA. They beat #1, #9, & #19 single A State ranked teams. They beat the #14 AAA State ranked team. They beat the #12, #16, and #22 AA State ranked teams. Most impressively our boys ran strong enough to beat three teams that were ranked higher than us. They beat Springfield #7, Normal U-High #6, and Deerfield #4. Springfield and Normal U-High traditionally place in the top 3 at the State meet at the end of the year. So this gives us hope that our team has a chance to be competitive again this year at the State level.

The Peoria Notre Dame Invitational had 3 separate races. We had 4 runners finish in the open race. All ran very strong and represented Mahomet-Seymour well. Curt Kupferschmid had our fastest open race time with a 17:44. This was his season personal best by almost half a minute. Daniel Middendorf also had a season best with a time of 19:01. Nathaniel Cebulski ran a lifetime best of 19:11. Jeff Coburn ran a season best of 19:32 and just missed his lifetime best by 3 seconds. Nathaniel Cebulski's time places him #10 on our team's most improved over a career list. To earn a spot on the list a runner needs to improve a challenging 3 minutes from the first race of their high school career to their best race. Nathaniel started with a 24:59 three mile time and has cut off 5 minutes and 48 seconds up to this point.

We had 4 runners in the fresh/soph race. We would have needed 5 runners to earn a team score. All four of our fresh/soph boys ran lifetime bests. Jack Hyde led his team by finishing 56th with a time of 16:55. Jack is one of the few freshman that MS has ever had break 17 minutes. This was a 30 second improvement from his previous best. Fellow teammate, Jake Keller just missed the 16's as he ran a 17:07 to place 72nd. Jake improved 33 seconds from his best. Both performances were in the top 20 fresh/soph places we have ever had at this invitational. Mason McAnally also ran a lifetime best of 18:42 to place 235th. Niko Householder had our team's biggest improvement of the day with a 1 minute and 54 second improvement. Niko ran a 21:13 to place 365th. Last week Niko ran a 2 mile lifetime best of 14:04. So his 3 mile time is nearly that same pace for an extra mile.

We were allowed to run 10 runners in the varsity race. 9 of our 10 runners ran lifetime personal best times which is one of our main goals for each meet. Forrest Smoes led the team with a time of 15:14. This was a 31 second personal best. Jonathan Schaap finished one second later with a 15:15. This was even faster than he ran to earn an All-State medal last year at the State meet. Both Forrest and Jonathan earned a medal by placing 36th and 38th. This is a highly competitive meet that brings in the best AAA teams from around the State. In our 13 year history MS has only had 3 other Varsity medal winners at this Invitational (Jordan Johnson in 2000, Kyle Emkis in 2000, and Jacob Mahaffey in 2008). Ethan Russell placed 76th with a time of 15:37. His time was a 13 second improvement. Freshman Alex Keeble improved 44 seconds to run 15:46. He is the only freshman that we have record of in the 43 year history of Mahomet-Seymour's XC program to ever run in the 15's. Alex placed 96th. Before this year MS has only had 9 runners in a total of 12 years to ever place in the top

100 at this tough invitational. This year we had 4 runners which shows how strong this team ran at this meet. Sophomore Jackson Powell just missed breaking into the 15's with a 16:05. This was a 40 second improvement for Jackson. It was also his first time breaking into our team's top 5. Sophomore Trevor Hanlon lowered his best to 16:16 with another strong performance. Junior James Williams improved 12 seconds to run a 16:28 to finish in our team's top 7 runners for the 3rd time this season. Sophomore William Wolf had an impressive run with a 44 second improvement. William ran in the 16's for the first time with a 16:35. William Wolf and Forrest Smoes were given the John Jeffrey Butcher Heart Award for running with such determination this invitational. Chris Carlton ran a lifetime 3 mile best after coming back from being sick which showed great courage. He ran a 16:42. Matthew Chupp ran a tough race that his time doesn't totally reveal. Matthew ran way out of his comfort zone and was on pace for a mid to low 16's. He ended up finishing with a 17:37 which is just 4 seconds shy of his personal best.

MS had 6 runners run in the 16's and 4 in the 15's. This is the most amount of runners in the 16's or better in any one season by a MS team.

MS had the fastest top 5 average we have had at this invitational. This year they ran a 15:35.05 average. Our previous best was from our 2011 team who ran a 15:44 average and later went on to place 5th in State.

MS had the fastest top 7 average we have had at this invitational. This year they ran a 15:48.7 average. Our previous best was from 2011 with a 15:56 average.

MS had the fastest overall team average with a 17:18. We have only had one other overall team average under 18:30 in 13 years.

Jonathan Schaap ran the fastest Senior time we have ever had at this invitational.

Forrest Smoes and Ethan Russell ran the 2nd and 3rd fastest time we have ever had a junior run at this invitational.

Jackson Powell and Trevor Hanlon ran the 2nd and 3rd fastest time we have ever had a sophomore run at this invitational.

Alex Keeble ran the fastest Freshman time we have ever had at this invitational.

Jonathan Schaap, Forrest Smoes, Ethan Russell, and Alex Keeble were given IL elite ranking by dyestat.com for their performances.

We had 1 senior (Jonathan Schaap #1), 4 juniors (Forrest Smoes #2, Ethan Russell #3, James Williams #9, Chris Carlton #14), 3 sophomores (Jackson Powell #2, Trevor Hanlon #3, and William Wolf #7), and 3 freshmen (Alex Keeble #1, Jack Hyde #5, Jake Keller #10) earn a spot in our top 15 fastest times list at the Peoria Notre Dame Invitational. [Fastest times at the Peoria Notre Dame Invitational list.](#)
[2012 Peoria Notre Dame Results.](#)

East Peoria Invitational:

Our team won the East Peoria Invitational for the 2nd year in a row. There were 19 schools represented at this invitational. They won with a low score of 49 points. This is the lowest score our team has ever had at this meet in the 8 years we have attended this meet. Our team also had the lowest top 5 runner average that we have ever had with a 15:37 average. 17 of our 24 runners either had season or lifetime best efforts. Our team also set a best of having 4 runners earn medals. In our 7 previous years of running in this invitational we had a grand total of 7 medals. Jonathan Schaap, Forrest Smoes, Ethan Russell, and Alex Keeble all earned a medal by placing in the top 20.

Jonathan Schaap and Forrest Smoes placed 1st and 2nd in this major invitational. We have never had a runner place in the top 2 until this year. Our two previous runners that had placed in the top 5 at this invitational went on to become all-state runners in that same year. Forrest Smoes ran the fastest time we have ever had a junior run on this course with a 15:14. Jonathan Schaap ran the fastest MS time we have ever had a senior run on this course as well as the fastest MS time we have had on this course with a 14:58. In the 43 year history of MS cross country our team has only had 3 other runners break into the 14s. (Mark Johnson 14:58 in 1973 and 14:41 in 1974, Neil Mathis 14:54 in 1984, and Jordan Johnson 14:48 in 2000). So this was an amazing accomplishment. Ethan Russell placed 7th and was our 3rd fastest junior we have ever had on this course with a time of 15:40. Alex Keeble came in 4th for our team and broke into the 15s for his second time. Alex placed 15th with a 15:54. This is the fastest freshman time we have ever had on this course. James Williams ran a lifetime best of 16:19 to place 24th. This is the 6th fastest time we have ever had at this meet for a junior. Our team needed to hold out 2 of our runners that have been placing in our top 6 runners. We knew we needed our runners to step it up and they did. Chris Carlton and William Wolf really did a great job as they ran 6th and 7th for our team. Chris Carlton ran a 16:39 which is the 10th fastest time we have had for a junior. William Wolf ran 16's for his second time in his life with a 16:46. William's time is the 9th fastest sophomore time that we have had at this invitational.

On our top 7 runners' heels were three runners who broke into the 16's for the first time in their lives. It happened to be our senior meet which was a great time for seniors Matthew Chupp and Bobby Butler to run in the 16's. Matthew Chupp had a 44 second improvement to run 16:49. Bobby Butler had a 48 second improvement to run a 16:55. This placed Matthew and Bobby 10th and 11th on our all time fastest seniors at this invite. Freshman Jake Keller beat Bobby by a stride to run 16:54. Jake's 13 second improvement helped him earn the 5th fastest freshman spot. Our team set a record with these 3 runners' efforts. Our team now has 13 runners that have run in the 14s, 15s, or 16s this year. Our previous best was 9 runners in one year. This statistic reveals the depth of this year's team and how hard they have worked for years to get to these times.

Jack Hyde ran a 17:02 which places him 8th in our all time freshman list at this meet. Jack's time was the same time that Jonathan Schaap ran as a freshman on this course. Curt Kupferschmid ran a season best of 17:43 to earn the 15th spot on our fastest juniors list. Joey Magyar ran a 15 second lifetime best with a time of 18:01. This places Joey as #15 on our all time fastest freshman list. Freshman teammate Mason McNally finished on his heels to run a 18:18. Mason's time was a 24 second improvement and placed him 18th on our fastest freshman list on this course.

Daniel Middendorf ran a lifetime best of 18:28. This was a 1 minute and 40 second improvement from his last year's time at this meet. Nathaniel Cebulski ran a lifetime best of 19:00. This was a 1 minute and 7 second improvement from his time last year at this meet. Jeff Coburn ran a lifetime best of 19:16. This was a 1 minute and 24 second improvement from his last year's race time at this invite. These three juniors had the biggest improvement from last year's time. They really deserve a lot of credit for all the increased miles they put in this summer. It really showed at this invite.

Kyle Appelquist showed a lot of courage as he came back after battling an injury for the past 3 weeks. His time of 20:11 doesn't show how much of a great effort this was for him to finish with a hurt leg. Ryan Huff finished close behind Kyle with a season best time of 20:23. Christopher Williams had the biggest improvement of the day for our team with a 21:20. Christopher improved an amazing 2 minutes and 22 seconds. His legs were incredibly sore after this great run due to him pushing it past his limits. I was extremely proud of him. Niko household ran in the 21's for the second meet in a row. He ran a 21:36 which was another strong effort. Kenny Pauley had the second biggest improvement of the day for our team. Kenny had a 1 minute and 23 second improvement to run a 20:56. It was great to see him break the 21 minute barrier. Senior John Williams finished off a 7 year cross country career with a season personal best time of 22:49. His 35 second improvement was a great way to finish almost a decade of being a MS cross country runner.

I was very proud of the team as they continue to make improvements each meet and each year. They are starting to win more invitationals each year and showing that they are one of the strongest cross country teams in the state. Our team is currently ranked 5th in the state.

Jonathan Schaap, Forrest Smoes, Ethan Russell, and Alex Keeble were given IL elite ranking by dyestat.com for their performances.

3 seniors (Jonathan Schaap #1, Matthew Chupp #10, and Bobby Butler #11), 5 juniors (Forrest Smoes #1, Ethan Russell #3, James Williams #6, Chris Carlton #10, and Curt Kupferschmid #15), 1 sophomore (William Wolf #9), and 4 freshman (Alex Keeble #1, Jake Keller #5, Jack Hyde #8, and Joey Magyar #15) earned a spot in our team's top 15 fastest times list at the East Peoria Invitational. [Fastest times at the East](#)

[Peoria Invitational list.](#)

[2012 East Peoria Results.](#)

Metamora Invitational:

The team placed 1st out of the 26 total teams represented at the Metamora Invitational. This is the first time our boys have won this invitational. A total of 9 of the top 23 State ranked teams were at this invitational. Going into the invitational Mahomet-Seymour was ranked 7th in State this past week. Mahomet-Seymour was able to beat #5 ranked (U-High), #6 ranked (Springfield), #11 ranked (Glenn Ellen South), #12 ranked (Dunlap), #14 ranked (Springfield SHG), #19 ranked (Pontiac), #22 ranked (Peoria ND), and #23 ranked (Metamora).

Our team set some of our team school records at this invitational.

Our top 5 runners ran the fastest top 5 runner average that we have ever had at this meet with a 15:21.8 average. Our previous best top 5 runner average was 15:48 done by our 2011 team that placed 5th in the State meet.

Our top 7 runners ran the fastest top 7 runner average that we have ever had at this meet with a 15:37.0 average. Our previous best top 7 runner average was 15:57.9 by our 2011 team.

Our team ran the fastest overall team average with a 17:20.3 average. Our previous best was 18:00 at this meet in 2011.

Our boys set a few class records at this invitational as well.

Alex Keeble ran the fastest freshman time that any Mahomet-Seymour runner has run with a 15:36. Our previous freshman record was by Forrest Smoes with a 16:25 in 2010.

William Wolf ran the second fastest sophomore time with a 16:12.

Forrest Smoes ran the fastest junior time that any Mahomet-Seymour runner has run with a 14:58. Our previous junior record was by Jonathan Schaap with a 15:42 in 2011.

Ethan Russell also bettered Jonathan's junior time with a 15:25. He would have had the junior record had his teammate not beat him.

Jonathan Schaap ran the fastest senior time that any Mahomet-Seymour runner has run with a 14:51. Our previous senior record was by John Butcher with a 15:29 in 2011.

Jonathan Schaap ran the fastest time that any Mahomet-Seymour runner has ever run on this course. In fact he broke into the elite top 25 list of top times ever run on the Metamora course by any runner from any school. The course has been used for many decades which reveals the significance of this feat.

Our team ran great from our fastest runner to our 22nd runner of the day. I couldn't have been prouder. 16 of the 22 runners ran lifetime bests and an impressive 17 of our 22 runners earned a spot on our team's fastest times list for this invitational.

Our team was led by Jonathan Schapp and Forrest Smoes. Jonathan placed 2nd and Forrest placed 4th. These were not only the two highest places that we have ever had for our team at this invitational, but it was the first time in the 43 year history of our program that we have had 2 runners from our team run in the 14s in the same year or even the same decade. Jonathan's 14:51 and Forrest's 14:58 are two of only 5 runners that our program has ever had run in the 14s. Mark Johnson accomplished this in the 70s, Neil Mathis accomplished this in the 80s, and Jordan Johnson accomplished this in 2000. Close behind was Ethan Russell with a lifetime best of 15:25, Alex Keeble with a lifetime best of 15:36, and James Williams with a 15:59. This was a big breakthrough for James Williams as it was his first time running in the 15s. This was extremely important for not only James, but our team, as it helped us round out our team score. William Wolf and Matthew Chupp came in 6th and 7th for our team. Both ran a lifetime best with a 16:12 and 16:18 respectively.

We had five additional runners also run in the 16s. Chris Carlton ran a lifetime best of 16:26. Jackson Powell despite being sick ran a 16:33. Curt Kupferschmid had a big improvement and broke into the 16s for the first time with a 16:51. Bobby Butler ran in the 16s for the second time this season with a lifetime best of 16:53. Jake Keller broke into the 16s again with a 16:59. With Curt breaking into the 16s, our team set our school record of having more runners in the 14s, 15s, and 16s with a grand total of 14 runners in the same year. This is over half our team.

Jake Hyde ran close to his best with a 17:06. Three of our runners broke into the 17s for the first time in their careers. Joey Magyar ran a lifetime best of 17:30, Daniel Middendorf ran a lifetime best of 17:44, and Mason McAnally ran a lifetime best of 17:45. It is always great to see runners break into the next minute mark. The next minute mark is as much of a mental barrier as it is a physical barrier.

We had four runners run in the 18s. Despite being injured, Kyle Appelquist ran a 18:41. Jeff Coburn, Nathaniel Cebulski, and Ryan Huff all ran lifetime bests to break into the 18s for the first time ever with a 18:28, 18:33, and 18:46.

Niko Householder and Christopher Williams ran their 2nd fastest times of the season with a 21:36 and 22:17.

Jonathan Schaap, Forrest Smoes, Ethan Russell, Alex Keeble, and James Williams were given IL elite ranking by dyestat.com for their performances.

3 seniors (Jonathan Schaap #1, Matthew Chupp #8, and Bobby Butler #10), 6 juniors (Forrest Smoes #1, Ethan Russell #2, James Williams #5, Chris Carlton #8, Curt Kupferschmid #11, and Daniel Middendorf #12), 3 sophomores (William Wolf #2, Jackson Powell #6, and Ryan Huff #12), and 5 freshman (Alex Keeble #1, Jake Keller #5, Jack Hyde #6, Joey Magyar #11, and Mason McAnally #12) earned a spot on our team's [fastest times at the Metamora Invitational list.](#)

[2012 Metamora Invitational results.](#)

Conference:

The team placed 2nd in conference out of 8 teams. While they beat a state ranked Pontiac team, a very tough state ranked U-High team managed to beat us by a mere 2 points. This is the highest team finish that any Mahomet-Seymour team has had in the Cornbelt conference since we joined the conference in 1986.

We had 3 runners earn all-conference honors. Only the top 10 finishers at conference earn this honor. Forrest Smoes, Jonathan Schaap, and Ethan Russell all are 2012 all-conference runners. Forrest Smoes and Jonathan Schaap stole the show by placing 1st and 2nd in the

meet. Forrest and Jonathan became the first Mahomet-Seymour runners to ever go 1st and 2nd in the conference meet since we joined the Cornbelt conference meet in 1986. Forrest is the first meet champion that we have had since 1990 when two time all-state runner Dan Nielsen won. Forrest ran a 15:07 and Jonathan ran a 15:13 on what is known for being a slow course. Both Forrest and Jonathan's times are the two fastest times run by any runner from any team in the last 10 years of conference meets. Many of the conference champions from past years went on to lead their college teams as freshmen and one past champion even ran in the 2012 USA Olympic track and field trials. Both Forrest and Jonathan have not missed a day of running in over a year to prepare for this race and the season.

Ethan Russell placed 9th to earn all-conference honors with a 15:48. He outran Wes Ward from U-High who was last year's conference champion and a former all-state runner in XC. Just 2 seconds behind Wes Ward was freshman sensation Alex Keeble who once again broke into the 15s. Matthew Chupp ran 5th for the team for the first time this year with a 16:45. Matthew's time was a 48 second lifetime personal best in the 3 mile. James Williams ran 6th for the team with a 16:47 and Jackson Powell ran 7th for the team with a 16:50.

Our boys ran very well in the open race. The course was slow, but the efforts by our boys were great. Curt Kupferschmid led his team with a 3 mile lifetime personal best of 17:03. Curt placed 3rd in the open race. Jake Keller tied his lifetime 3 mile best of 17:07 and placed 5th as a freshman. Freshman Jack Hyde ran a 17:15 to place 6th in the open race. Senior Bobby Butler was close behind with a lifetime 3 mile best of 17:18 to place 7th. Chris Carlton ran a 17:23 to place 8th. Kyle Appelquist came in next with a 18:00 to place 11th. One of the biggest improvements of the day came from freshman Mason McAnally. Mason improved 33 seconds from his past best 3 mile time to run a 18:08 for a 12th place finish.

Daniel Middendorf ran a lifetime best 3 mile time of 18:51 to place 19th. He has the 8th biggest improvement over a career for our team with a 6 minute and 10 second improvement from his first 3 mile race to his best 3 mile race. Joey Magyar ran a 18:55 to place 20th. Jeff Coburn ran a 19:36 to place 28th. Nathaniel Cebulski ran a 19:50 to place 30th. Niko Householder ran a 22:16 to place 54th. Christopher Williams ran a lifetime 3 mile personal best of 23:29 to place 60th.

Ethan Russell and Alex Keeble were given IL elite ranking by dyestat.com for their performances. Forrest Smoes and Jonathan Schaap were given top 100 US ranking for their performances.

2012 Conference Results

The history of the cornbelt conference meet since 1986.
Conference Highest individual finishes.

Regional:

The team placed 1st beating out 8 other teams. This is the 2nd Regional title in a row and the 4th in the last 7 years that our team has won. Our team was led by Forrest Smoes. Forrest outkicked Johnny Leverenz (a AAA All-State runner last year from Danville) to place 2nd. Despite the course being slow due to having too many tight turns and being wet from the rain the past several days, Forrest still managed to run a lifetime personal 3 mile best of 15:06. He was only 13 seconds behind Riley McInerney who placed 3rd in the State meet last year. This shows great promise for Forrest as we are just two weeks away from the State meet. Close behind was Jonathan Schaap who placed 4th in the Regional with a 15:43. Ethan Russell had one of the strongest races of his life to place 5th with a 15:57. The top 5 runners earn All-Regional status as well as earn a medal for their performances. This ties the most amount of All-Regional runners that our team has ever had in the Regional meet in the past 43 years of our program. The only other time our team has had three runners in the top five finishers at the Regional meet was in 1987 when Jamie Fancher, Dan Nielsen, and Brian Easter accomplished this feat by placing 2nd, 3rd, and 5th.

Close behind was freshman Alex Keeble with a 16:02. He just missed the All-Regional team by 5 seconds. Alex placed 7th. Rounding out our team score was senior Matthew Chupp. Matthew joined us from track after earning All-State status in the 3200 meter relay this past spring. Matthew Chupp has been coming on strong at our last two meets running lifetime 3 mile bests in both races. He improved 20 seconds again this race to run a 16:25. He has placed in the top 5 of our team for the past two races. James Williams just missed his lifetime 3 mile personal best by a mere 2 seconds with a 16:30 and only 5 seconds behind his teammate. Matthew and James finished 13th and 16th in the Regional meet. Sophomore Jackson Powell ran his first Regional meet with a time of 17:08.

Forrest Smoes, Jonathan Schaap, and Ethan Russell were given IL elite ranking by dyestat.com for their regional performances.

Our team advances to the Sectional meet this weekend at the Hickory Point Golf Course in Decatur.

Regional top 10 individual finishers list.

The history of our team at the Regional.

2012 Regional Results.

Sectional

The team won this invitational for the first time since 1979. This is only the second time in our 43 year history that our team has won the Sectional meet. The team had to outrun 20 other teams including 6 State ranked teams in order to win the meet. The team to beat was #5 State ranked Springfield. On paper there was no mathematical way that our team was supposed to win the meet. In the race Springfield's number one runner was disqualified, but even if he had been counted in the team score our team would have still won. It was great to see a group of runners that have worked so hard get rewarded with the Sectional plaque.

Alex Keeble ran over 500 miles in our 68 day summer. Jackson Powell ran 600 miles in that time. James Williams ran 700 miles in that time. Ethan Russell has run over 2700 miles so far in 2012. Jonathan Schaap has over 2800 miles in 2012. Forrest Smoes has run over 3000 miles in 2012. All their hard work is starting to pay off.

Jonathan Schaap led our team with a 15:01 on a slow and wet course. This was his lifetime best 3.0 mile time. He placed 2nd only 8 seconds behind the Charleston runner that has been predicted to win the State meet this year. Close behind was Forrest Smoes who placed 3rd with a 15:14. Both Jonathan and Forrest earned All-Sectional honors by placing in the top 10. This is first time in 43 years that we have had more than 1 runner place in the top 10 at the Sectional meet. We have only had 9 other runners in the history of our school previously place in the top 10 at the Sectional meet which shows how hard this is to accomplish. Only 4 previous Mahomet-Seymour runners have ever placed in the top 3 at the Sectional meet. Mark Johnson, Neil Mathis, Dan Nielsen, and Josh Mock. These are 4 of the 8 runners that are in Mahomet-Seymour boys cross country team's Hall of Fame.

Ethan Russell just missed All-Sectional status by placing 11th with a time of 15:51. Ethan is the highest 3rd place finish our team has ever had. Alex Keeble traditionally runs 4th for the team, but had to pull out of the race due to an injury. Alex is only the 5th freshman Mahomet-Seymour boys cross country runner to be a State qualifier. James Williams really stepped it up and ran 4th for the team. He ran a lifetime 3.0 mile best of 16:26 to place 26th. This is James' first time qualifying for State as a high school runner. Matthew Chupp and Jackson

Powell, both first year high school cross country runners, fought for the 5th spot on our team and finished within seconds of each other. Matthew placed 5th for our team and 33rd overall with a 16:33. Jackson placed 41st with a time of 16:37.

One thing that can't be seen from the results is the bigger team picture. One of the main reasons our team has been so successful is how hard our entire team trains year round. We have one of the strongest overall team's in the State if you include all of our runners. They work incredibly hard in practice to push each other to being better. Unfortunately we only get to have 7 runners represent us in the State series. They were the best fans of the day for their team and helped encourage our runners all throughout the course which made a huge difference. We are also very fortunate to have two volunteer coaches (Coach Todd Lafond and Coach Gary Garrison). Both coaches sacrifice a lot to give to our student athletes. I am very grateful to them.

Jonathan Schaap, Forrest Smoes, and Ethan Russell earned elite IL status by dyestat.com for their performances at the Sectional meet.

Our team qualified for State for the second year in a row. They will be racing at noon this coming Saturday (Nov. 3rd) at Detweiller Park in Peoria.

[The history of our team at the Sectional.](#)

[Our team's highest individual places](#)

[Past State qualifiers.](#)

[2012 Sectional Results.](#)

State

The team placed 11th at the State meet. The team ran very well against the fastest competition at the State meet since 2007 when the IHSA went to three classes for cross country. Our team posted the fastest 3 mile 5 runner team average that we have ever had with a 15:27. This beat our previous State team top 5 average by 15 seconds. This team average would have placed us 2nd in State in 2007, 1st in State in 2008, 1st in State in 2009, 3rd in State in 2010, and 3rd in State in 2011. Our team also set a team record with a top 7 average of 15:42 at the State meet. This beat our previous State team top 7 average by 21 seconds.

Individually, our runners ran very well. Jackson Powell placed 7th for our team and 173rd overall with a time of 16:37. This was Jackson's 2nd fastest 3.0 mile time of the year. Jackson ran the 12th fastest Mahomet-Seymour sophomore time our team has ever recorded at the State meet. Matthew Chupp, Alex Keeble, and James Williams all finished within a second of each other. James Williams placed 6th for our team with a lifetime 3.0 mile best of 16:02. This was a 24 second lifetime 3.0 mile best. James placed 127th overall. James moved up to number 28th in our team's most improved over a career list with a 3:28 improvement over his career. James' time was the 7th fastest Mahomet-Seymour junior time ever recorded at the State meet. Alex Keeble ran the fastest Mahomet-Seymour freshman time ever recorded at the State meet with a 16:01. Alex placed 126th overall. Matthew Chupp placed 4th for our team and 124th overall. Matthew ran a 16:01 which was a lifetime best and a 24 second improvement from his previous best. Matthew ran the 14th fastest senior time ever recorded by a Mahomet-Seymour runner at the State meet.

Ethan Russell came in 3rd for the team with a 15:43. This was his second fastest 3.0 mile time of his life. He placed 86th overall. His time was the 4th fastest time ever run by a Mahomet-Seymour junior at the State meet. Ethan improved 49 seconds from his time at the State meet last year.

Jonathan Schaap and Forrest Smoes both had lifetime bests to end their season. Jonathan had a 14 second improvement and Forrest had a 19 second improvement. Jonathan ran a 14:47.2 and Forrest ran a 14:47.8. This is the 2nd and 3rd fastest times we have recorded in the 43 year history of our program in the 3.0 mile race. Both Jonathan and Forrest became All-State runners by placing in the top 25 runners. Jonathan placed 10th and Forrest placed 11th. These are the two highest finishes at the State meet that our program has ever had. Jonathan and Forrest became our 11th and 12th All-State boys cross country runners that our school has had. Jonathan's time earned him a spot on our team's most improved over a career list with a 3:17 second improvement in his career. Jonathan's time was the 2nd fastest senior time run at the State meet by a Mahomet-Seymour runner. Forrest's time was the fastest junior Mahomet-Seymour time at the State meet by 30 seconds. Jonathan improved 31 seconds from his time at the State meet last year and Forrest improved 53 seconds. Jonathan and Forrest join an elite list kept by the IHSA of runners that have run 14:59 or better on the State meet course since 1970.

Ethan's time earned him Illinois Elite status by dyestat.com. Jonathan's and Forrest's time earned them US top 100 elite status by dyestat.com.

What was especially nice at the State meet was how much support our team had. Our runners on the team that weren't in the top 7 did a great job of cheering on their teammates throughout the race. We had almost the entire 2011 cross country team return to support their former teammates. Many of the 2011 runners parents also made the drive up to Peoria as well. 2008 All-State alumni Jacob Mahaffey also made the drive to the State meet. The parents of our current team went out of their way to make it a great experience for the runners. Our administration gave up their Saturday to watch the girls and guys teams race. I am very grateful to all of our fan support. I am also extremely grateful for the support of our volunteer coaches (Todd Lafond and Gary Garrison) who give up so much of their time and energy for the team. We wouldn't have as strong of a team without them. Last, but not least I want to thank my wife and God for always being there for me.

[MS State Qualifiers list.](#)

[Fastest Times at the State meet.](#)

[2012 State Meet Results](#)

MAHOMET-SEYMOUR
BOYS CROSS COUNTRY



2012 Mahomet-Seymour Top 3 Mile Times

Jonathan Schaap	Senior	14:47.2
Forrest Smoes	Junior	14:47.8
Ethan Russell	Junior	15:37 (15:25*)
Alex Keeble	Freshman	15:46 (15:36*)
Matthew Chupp	Senior	16:01
James Williams	Junior	16:02 (15:59*)
Jackon Powell	Sophomore	16:05
Trevor Hanlon	Sophomore	16:16
William Wolf	Sophomore	16:35 (16:12*)
Chris Carlton	Junior	16:42 (16:27*)
Jack Hyde	Freshman	16:55
Curt Kupferschmid	Junior	17:03 (16:53*)
Jake Keller	Freshman	17:07 (16:54*)
Bobby Butler	Senior	17:18 (16:53*)
Dhairav Vakil	Junior	17:42
Kyle Appelquist	Junior	17:51
Mason McAnally	Freshman	18:08 (17:45*)
Joey Magyar	Freshman	18:16 (17:30*)
Daniel Middendorf	Junior	18:51 (17:44*)
Nathaniel Cebulski	Junior	19:11 (18:33*)
Jeff Coburn	Junior	19:32 (18:28*)
Ryan Huff	Sophomore	20:25 (18:46*)
Niko Householder	Freshman	21:13
Kenny Pauley	Sophomore	23:19 (21:56*)
John Williams	Senior	23:24 (22:49*)
Christopher Williams	Sophomore	23:29 (21:20*)

The News Gazette has asked that we send our runners' fastest times from 3 mile courses.
Some of our courses are listed as shorter than 3 miles so these times will have an asterisk beside them.
*short courses

MAHOMET-SEYMOUR
BOYS CROSS COUNTRY

2012 Meet Times Chart


	Ch	Spr	PND	EP	Me	Con	Reg	Sec	St
Bobby Butler	17:51	17:43	DNR	16:55	16:53	17:18	:	:	:
Matthew Chupp	17:48	17:33	17:37	16:49	16:18	16:45	16:25	16:33	16:01
Jonathan Sheap	15:42	15:24	15:15	14:58	14:51	15:13	15:43	15:01	14:47
John Williams	23:45	23:24	DNR	22:49	DNR	DNR	:	:	:
Kyle Appelquist	17:51	DNR	DNR	20:11	18:41	18:00	:	:	:
Chris Carlson	17:00	17:59	16:42	16:39	16:27	17:23	:	:	:
Nathaniel Cebulski	19:57	19:45	19:11	19:00	18:33	19:50	:	:	:
Jeff Coburn	AB	AB	19:33	19:16	18:27	19:36	:	:	:
Curt Kupferschmid	19:22	18:11	17:44	17:43	16:51	17:03	:	:	:
Daniel Middendorf	19:35	19:11	19:01	18:28	17:44	18:51	:	:	:
Ethan Russell	16:00	15:50	15:37	15:40	15:25	15:48	15:57	15:51	15:43
Forrest Smoes	15:52	15:45	15:14	15:14	14:58	15:07	15:06	15:14	14:47.8
Dhairav Vakil	17:43	DNR	DNF	DNF	DNR	DNR	:	:	:
James Williams	16:45	16:40	16:38	16:19	15:59	16:47	16:30	16:26	16:02
Trevor Hanson	17:08	16:23	16:16	DNR	DNR	DNR	:	:	:
Ryan Huff	23:07	20:25	DNR	20:23	18:46	DNF	:	:	:
Kenay Pauley	23:44	23:19	DNR	21:56	DNR	DNR	:	:	:
Jackson Powell	17:10	16:45	16:05	DNR	16:33	16:50	17:08	16:37	16:37
Christopher Williams	23:49	23:42	DNR	21:20	22:17	23:29	:	:	:
William Wolf	17:19	17:23	16:35	16:46	16:12	DNF	:	:	:
Niko Householder	23:07	14:04	21:13	21:36	21:36	22:16	:	:	:
Jack Hyde	17:25	11:14	16:55	17:02	17:06	17:15	:	:	:
Alex Kreeble	16:30	10:30	15:46	15:54	15:36	15:55	16:02	DNF	16:01
Jake Keller	17:40	11:04	17:07	16:54	16:59	17:07	:	:	:
Joey Magyar	18:16	11:33	DNR	18:01	17:30	18:55	:	:	:
Mason McAnally	18:49	11:58	18:42	18:18	17:45	18:08	:	:	:
				*2.95	*2.94				

MAHOMET-SEYMOUR
BOYS CROSS COUNTRY



2012 Boys Cross Country Year by Year Improvement Chart

	Best 2012 Time	Best 2011 Time	Best 2010 Time	Best 2009 Time
Bobby Butler	17:18 (16:53*)	17:49 (17:43*)	19:58 (19:08*)	18:57 (18:51*)
Matthew Chupp	16:01	---	---	---
Jonathon Schaap	14:47.2	15:18	16:03	16:58 (16:54*)
John Williams	23:24 (22:49*)	19:25	20:05	21:55
Kyle Appelquist	17:51	16:52 (16:40*)	18:10 (17:55*)	---
Chris Carlton	16:42 (16:27*)	16:43 (16:35*)	17:49 (17:40*)	---
Nathaniel Cebulski	19:11 (18:33*)	19:22	22:24	---
Jeff Coburn	19:32 (18:28*)	19:29	19:29	---
Curt Kupferschmid	17:03 (16:51*)	17:08	17:08	---
Daniel Middendorf	18:51 (17:44*)	18:54	21:57	---
Ethan Russell	15:37 (15:25*)	16:12 (16:11*)	16:44	---
Forrest Smoes	14:47.8	15:40	16:06	---
Dhairav Vakil	17:42	17:41	18:40 (18:13*)	---
James Williams	16:02 (15:59*)	17:27 (17:00*)	17:58	---
Trevor Hanlon	16:16	---	---	---
Ryan Huff	20:25 (18:46*)	19:35 (19:08*)	---	---
Kenny Pauley	23:19 (21:58*)	---	---	---
Jackson Powell	16:05	---	---	---
Christopher Williams	23:29 (21:20*)	---	---	---
William Wolf	16:35 (16:12*)	18:29	---	---
Niko Householder	21:13	---	---	---
Jack Hyde	16:55	---	---	---
Alex Keeble	15:46 (15:36*)	---	---	---
Jake Keller	17:07 (16:54*)	---	---	---
Joey Magyar	18:16 (17:30*)	---	---	---
Mason McAnally	18:08 (17:45*)	---	---	---
	*short courses	*short courses	*short courses	*short courses



Garrett Holm/Mahomet Citizen

Distance runners primed for another strong season

Expectations high for M-S cross-country

By TERRY GREENE
Mahomet Citizen sportswriter

2011 was a very good year for the Mahomet-Seymour boys' cross-country team. After winning the team honors at prestigious meets in Springfield, East Peoria, and Normal University High, the Bulldogs capped off its best Class 2A season ever by capturing the IHSA regional title and then finishing fifth at the IHSA state championship meet.

Recognizing with that kind of success can result in increased expectations, varsity boys' cross-country coach Neal Garrison believes his 2012 collection of long distance runners have what it takes to post another successful season.

"Our 2012 team has an amazing amount of determination and work ethic. They have put in more summer miles than any team that we have had in over a decade," according to Garrison. "They really have set themselves up for another successful year. While we cannot control our competition, these boys have really done just about everything they could this summer to put them in a position to be able to be competitive in our invitationals this year."

Garrison will have a stable of strong and experienced runners returning in 2012 led by a solid core of seniors that includes Bob-

Underclassmen include juniors Kyle Applequist, Chris Carlton, Nathaniel Cebulski, Jeff Coburn, Curt Kupferschmid, Daniel Middendorf, Ethan Russell, Forrest Smoes, and James Williams.

Sophomores Ryan Huff and William Wolf round out the 2012 edition of the M-S squad.

For a sport that rarely draws large crowds, Garrison said his 2012 team members motivate each other by continually pushing themselves and each other in practice and competitive meets.

"The strength of our team is their hearts and their character. They really care about each other as people and as runners," Garrison said. "They encourage each other and genuinely are invested in trying to get their teammates to run their personal bests. As a group they have great character and I am extremely fortunate to get to coach such a wonderful group of guys."

Garrison also praised the personal commitment of the 2012 group, key ingredients that are essential to success in athletics.

"They have an incredible work ethic, which is extremely important in our sport. Cross-country isn't won on skill as much as it is won by the athlete that is the most consistent and disciplined in running hard year-round," Garrison said.

"I can't say enough about how hard every single one of our runners competes in practice and at meets. They really do an excellent job of representing our school and town at each of the invitationals where they partici-

SENIOR SPOTLIGHT

Bobby Butler
2009, 2010, & 2011 varsity letter winner
2011 captain
600 Mile Club (6/2011)
2011 Brent Johnson True Girl Award winner
2010 & 2011 Scholar/Athlete
2011 Charleston Invitational Open Race champion
2011 News-Gazette Prep Cross-Country Leader's List (September, October, November)

Jonathan Schapp
2009, 2010, & 2011 letter winner
2010 captain
2010 & 2011 All-Conference
2011 Bulldog Award
2011 Most Valuable Runner award
500 Mile Club (6/2011)
Fastest Top 10 Junior Times for meets at Charleston, Springfield, Peoria Notre Dame, East Peoria, Normal University High, Metamora, and IHSA state championship
2011 News-Gazette Prep Cross-Country Leader's List (September, October, November)
2011 All-Regional and All-Sectional Teams
2011 IHSA All State (25th place)

John Williams
2011 letter winner
Most improved over a career (#21) with 4:19 improvement
2011 Personal Best time (19:25)
2011 Scholar/Athlete

fied and passionate assistant coaches, and Garrison believes he has some of the best.

"We are fortunate to have two volunteer coaches join us again this year," he said. "Coach Gary Garrison is an Illinois Track and Field and Cross-Country Hall of Fame coach. [He is] especially supportive at our meets and with giving great advice to me and the runners.

the distance crew this past track season to break three of the four distance school records. The runners and I have a great amount of respect for his running knowledge and caring heart for the runners."

The M-S boys' varsity cross-country team kicks off its 2012 season on Saturday, September 1, at the Charleston Invitational at Eastern Illinois University. The meet is scheduled to begin at

BOYS VARSITY CROSS-COUNTRY

M-S runners first at Charleston

Best 11 other schools at Sept. 1 meet

By TERRY GREENE
Mahomet Citizen sportswriter

Setting a host of team and individual records, the Mahomet-Seymour boys varsity cross country team successfully defended its title by besting 11 other schools at the Charleston Cross Country Invitational on September 1 in Charleston. Shelbyville finished second, followed by Charleston, and Mattoon.

The Bulldogs set a team record by scoring the lowest amount of points at the meet, with only 37

points.

According to coach Neal Garrison, that was just the beginning. "We set another team best by having the lowest top five runner team average by 19 seconds with a 16:10 average per runner," he said. "They went on to set our team's best ever at this meet by having the lowest top seven runner team average by 25 seconds with a 16:24 average per runner. Most impressively our 25 man team set our teams best ever mark at this invitational by having an entire team average of 18:30, which is 46 seconds better than we have ever done at the Charleston Invite."

Medal winners for M-S included Jonathan Schaap (4th), Forrest Smoes (5th), Ethan Russell (6th), Alex Keeble (9th), James Williams (13th), Chris Carlton

(18th), and Trevor Hanlon (20th).

The Bulldogs also won the open race competition by registering a perfect score and capturing 10 of the 15 possible medals. Leaders of the pack in the open race were Jackson Powell (Meet Champion), Williams Wolf (2nd), Jake Hyde (3rd), Jake Keller (4th), Dhairav Vakil (5th), Matthew Chupp (7th), Kyle Appelquist (8th), Bobby Butler (9th), Joey Magyar (10th), and Mason McAnally (11th).

Competing in extremely humid and wet conditions, and battling a recent bout of sickness and injuries, Garrison was understandably proud of his team.

"Every one of our runners really toughed it out by running with a great effort despite the less than ideal conditions," he said. "We

had eleven new runners all run faster than I have ever had a new group of runners run in the eleven years I have coached at Mahomet-Seymour."

Garrison noted that several M-S runners had particularly exceptional times.

"Jonathan Schaap ran the fastest time we have ever had at this invitational with a 15:42. We have been running in this invitational for nine years and have some very strong runners on our teams over the years," he said. "Forrest Smoes and Ethan Russell ran the top two fastest times we have ever had a junior run at this meet with a 15:52 and 16:00 respectively. Alex Keeble ran the fastest time we have ever had a freshman run at this invitational with a 16:30."

BOYS VARSITY CROSS-COUNTRY

Runners finish strong in Springfield

Cross-country lands second place

By TERRY GREENE

Mohomet Citizen sportswriter

The M-S varsity boys cross country team turned in another solid overall performance when it finished second among 19 teams

competing in the Springfield Invitational on September 8.

The Bulldogs trailed only state-ranked Springfield, #6 in the most recent poll, in the final team score. M-S was also a force in the open and freshmen races, winning both by comfortable margins.

Jonathan Schaap was the varsity race meet champion and Alex Keeble was the freshmen race meet champion. According to head coach Neal Garrison, Schaap's ability to finish strong

was the difference.

"Jonathan ran a great race and out-kicked another runner in the last 50 meters to win," Garrison said. "He ran faster than we have ever had any M-S runner run at this invitational with a 15:24."

Garrison added that freshman Alex Keeble used the final strides to take first place in the freshmen race. "This was not only the fastest time that any Bulldog runner has run in the freshmen race, but it is the fastest time for

any runner from any team in the freshmen race in at least the last nine years."

Of the 25 medals awarded at the varsity meet, M-S won six, including:

Jonathan Schaap 1st
Forrest Smoes 4th
Ethan Russell 5th
Trevor Hanlon 16th
James Williams 23rd
Jackson Powell 25th

Medal winners for the freshmen race were:

Alex Keeble 1st
Jake Keller 4th
Jack Hyde 7th
Joey Magyar 11th.

M-S won three medals awarded in the open race:

William Wolf 3rd
Matthew Chupp 5th
Bobby Butler 10th

"I was very proud of all of our runners, but especially pleased by the open runners. We told them before the race that they had an outside chance of winning this meet if they made some drastic improvements. Of course, that is easier said than done," Garrison said.

"The freshmen ran very well in order to get their win. It really took a team effort to get the win. We only have six freshmen and we needed to have at least five finish in order to get a team score."

BOYS CROSS-COUNTRY

Runners make mark at Peoria

By TERRY GREENE

Mahomet Citizen sportswriter

The Mahomet-Seymour varsity boys cross country team continued its impressive season with another outstanding effort against some of the state's top-ranked schools at the Peoria Notre Dame Invitational on September 15 in Peoria. There were 70 boys teams entered in the meet, including 22 squads who were state-ranked. Led by Forrest Smoes and Jonathan Schaap, the Bulldogs placed 13th overall which represented the highest team finish ever for M-S at the prestigious event.

According to coach Neal Garrison, the Bulldogs rose to the challenge of competing against some of Illinois' best long distance runners. "We managed to beat 11 state ranked teams and finished behind only one AA school," he said. "Most impressively our boys ran strong enough to beat three teams that were ranked higher than us, Springfield, Normal U-High, and Deerfield. Springfield and Normal U-High traditionally place in the top 3 at the state meet at the end of the year, so this gives us hope that our team has a chance to be competitive again this year at the state finals."

The Bulldogs were allowed 10 runners in the varsity race and nine of them finished with a personal best time. Smoes led the charge with a time of 15:14. Schaap finished one second later with a

15:15. Both Smoes and Schaap earned a medal by placing 36th and 38th. Ethan Russell placed 76th with a time of 15:37. Other M-S finishers included Alex Keeble, Jackson Powell, Trevor Hanlon, James Williams, William Wolf, Chris Carlton, and Matthew Chupp.

In the open race competition, Curt Kupferschmid was the first of four M-S runners to cross the line finish line with a time of 17:44. Daniel Middendorf, Nathaniel Cebulski, and Jeff Coburn also posted new personal best times in the race.

As was the case in the open race, all four Bulldog runners recorded lifetime bests in the freshmen/sophomore meet. Jack Hyde led M-S by finishing 56th with a time of 16:55, a 30 second improvement over his previous record. Teammates Jake Keller, Mason McAnally, and Niko Householder also recorded personal best times.

"This is a highly competitive meet that brings out the best teams from throughout the state," Garrison said. "In our 13 year history of competing here we have had only three other varsity medal winners at this invitational. Before this year our team has only had nine runners in a total of 12 years to ever place in the top 100 at this tough invitational. This year we had four runners which shows how strong this team ran at this meet."

School spirit at Friday afternoon parade

Rainy weather doesn't dampen spirits as Homecoming parade makes its way through downtown Mahomet



Amelia Benner/Mahomet Citizen

Members of the MSHS Boys Cross-Country team carry their flag during Friday afternoon's Homecoming Parade.

BOYS CROSS-COUNTRY

Distance runners shine in Peoria

Win event
for second
year in a row

By **LARRY GREENE**
Mahomet Citizen sports writer

Another week, another strong performance from the M-S high school boy's varsity cross country team.

This time it was the East Peoria Invitational on September 21 where the Bulldogs captured first place honors, besting 18 other schools in the competitive meet held at Illinois Valley College.

It was the second year in a row M-S, who won with a score of 49 points, topped the field in the

prestigious event.

Jonathan Schaap, a senior, and junior Forrest Smoes once again led the charge, placing first and second respectively. Ethan Russell and Alex Keeble also finished in the top 20 for the Bulldogs who had 17 of their 24 runners record season or lifetime best times. According to coach Neal Garrison, it was a day to remember. "This was an amazing accomplishment. We knew we needed our runners to step up and they did," he said. "I was very proud of the team as they continue to make improvements each meet and each year."

Garrison noted that Schaap's time of 14:58 was the fastest time ever produced by an M-S runner on the difficult course and only the fourth time in 43 years a Bulldog runner had broken into the 14

minute range. Smoes' 15:14 was the best ever for a junior on the course, giving the Bulldogs an impressive one-two punch. Russell placed 7th with a time of 15:40, while Keeble came in 15th with a 15:54. James Williams added a lifetime best of 16:19, which was good enough to place 24th.

"Our team needed to hold out two of our runners that have been placing in our top six runners," Garrison said. "Chris Carlton and William Wolf really did a great job as they ran sixth and seventh for our team." Carlton ran a 16:39 and Wolf pitched in with a 16:46.

With a team loaded with depth and talent, Garrison said the future is bright. "Our team now has thirteen runners that have run in the 14s, 15s, or 16s this year. Our previous best was 9 runners in one

year," he said. "This reveals the depth of this year's team and how hard they have worked for years to get to these times."

Other Bulldogs who competed in the event and contributed to the team's success included Matthew Chupp (16:49), Bobby Butler (16:55), Jake Keller (16:54), Jack Hyde (17:02), Curt Kupferschmid (17:43), Joey Magyar (18:01), Mason McAnally (18:18), Daniel Middendorf (18:28), Nathaniel Cebulski (19:00), Jeff Coburn (19:16), Kyle Appelquist (20:11), Ryan Huff (20:23), Christopher Williams (21:20), Niko Householder (21:36) and Kenny Pauley (20:56). Senior John Williams finished off a seven year cross country career with a season personal best time of 22:49.

ATHLETE OF THE WEEK

Jonathan Schaap

This week's Mahomet Citizen and Walk Chiropractic "Athlete of the Week" is Jonathan Schaap, a senior captain on the Mahomet-Seymour High School varsity cross country team.

Already one of the top long-distance runners in the state, Schaap is off to another outstanding season and is a major reason the Bulldogs are considered to be one of the premier cross country teams in Illinois.

A four-year letter winner and nationally ranked in both track and cross country, Schaap has already posted several impressive times in 2012, including:

15:42 at the Charleston Invite to place 3rd

15:24 at the Springfield Invite to place 1st

15:15 at the Peoria Notre Dame Invite to place 38th

14:58 at the East Peoria Invite to place 1st

According to Coach Neal Garrison, Schaap is only the fourth M-S cross country runner in the last 43 years to register a time in the 14-minute range.

"Jonathan is a pretty amazing athlete and person," Garrison said. "I have been very blessed to be able to coach such a fine young man with nationally ranked talent, exceptional work ethic, and excellent character. He has set a high standard for his teammates as a runner and an even higher standard for them in his character. He is an excellent role model for the younger student-athletes."

An academic letter winner as well, Schaap ran the fastest time anyone from M-S has ever run in three of the four invitational meets that he has competed in this season.

Terry Greene
Mahomet Citizen

BOYS VARSITY CROSS-COUNTRY

Cross-country tops in Metamora

First place out of
26 teams at Oct.
6 invitational

By TERRY GREENE

Mahomet Citizen sportswriter

In perhaps their best performance of the season, the Mahomet-Seymour varsity boys cross-country team captured first place honors at the Runnin' Red Invitational held October 6 in Metamora. The Bulldogs edged Normal U-High by one point in the 26-team field that featured a total of 258 runners representing many of

the top high school cross country programs in Illinois.

Jonathan Schaap and Forest Smoes both recorded personal bests and led M-S in the impressive victory. Schaap's 14:51 was good enough for second place while Smoes' finished fourth with a 14:58.

According to Coach Neal Garrison, it was not only the highest marks ever for a Bulldog team at the prestigious event but the first time in the history of the M-S cross country program that two runners posted times under 15 minutes in the same decade, let alone the same meet.

Schaap and Smoes needed an excellent supporting cast to carry the day, and according to Gar-

rison, they got it. "Our team ran great from our fastest runner to our twenty second runner of the day," Garrison said. "I couldn't have been prouder. Sixteen of our runners ran lifetime bests and seventeen of our runners earned a spot on our team's fastest times list for this invitational."

Other Bulldogs who played key roles in the first place finish were Ethan Russell (15:25), Alex Keeble (15:36), James Williams (15:59), William Wolf (16:12), and Matthew Chupp (16:18), all personal records.

Garrison noted several additional M-S team members who responded with excellent efforts, including Chris Carlton, who turned in a lifetime best of

16:26, and Jackson Powell with a 16:33. Curt Kupferschmid also broke into the 16 minute category for the first time with a 16:51. Bobby Butler (16:53) and Jake Keller (16:59) also cracked the 16 minute barrier.

Rounding out the roster were Jake Hyde (17:06), Joey Magyar (17:30), Daniel Middendorf (17:44), Mason McAnally (17:45), Kyle Appelquist (18:41), Jeff Coburn (18:28), Nathaniel Cebulski (18:33), Ryan Huff (18:46), Niko Householder (21:36), and Christopher Williams (22:17).

Next up on the schedule will be the Corn Belt Conference meet on October 13 at Prairie Central in Fairbury.

HIGH SCHOOL CROSS-COUNTRY

Cross-country boys, girls head to sectionals

Both teams place second at conference meet

By TERRY GREENE
Mahomet Chisen sports writer

For the second straight year, the Mahomet-Seymour varsity boys cross country team claimed championship honors at the IHSA regional meet when it sailed across the finish line ahead of eight other teams on October 20 in Taylorville. It was the fourth time in the last seven years the Bulldogs have been secured the regional title.

Forest Smoes led M-S with a 15:06, a personal best and strong enough for a second place finish overall. Close behind was teammate Jonathan Schaap in fourth place at 15:43 and Ethan Russell in the fifth spot with a personal best of 15:57. Other Bulldogs contributing to the title run included Alex Keeble (7th place, 16:02) and Matthew Chupp (13th place, 16:25).

M-S advances to the IHSA sectional meet on October 27 in Decatur.

The Lady Bulldogs also advanced to the sectional with a third-place finish. Lauren Whitehouse (2nd place, 18:45) and Abigail Nielsen (7th place, 19:22) paced M-S.

Both teams garnered runner-up spots at the Corn Belt Conference meet held in Fairbury on October 15. In the boys' division, Normal U-High edged M-S 37-39, while on the girls' side, number two-ranked U-High bested the Lady Bulldogs 20-79.

For the boys, Smoes was the meet champion, cruising the



Submitted photo

Forrest Smoes crosses the finish line to claim first place as Cornbelt Conference Meet Champion. Smoes and teammate Jonathan Schaap placed first and second in the meet. Coach Neal Garrison noted that both runners' times are the two fastest times by any runner in the last 10 years of conference meets.

three-mile course in 15:07. The

Bulldogs' Schaap (15:13) had a second-place finish. Smoes and Schaap were well supported by teammates Russell (9th place, 15:48), Keeble (11th place, 15:55), Chupp (16th place, 16:45), James Williams (17th place, 16:47), and Jackson Powell (18th place,

16:50).

Smoes, Schaap, and Russell were placed on the all conference squad by virtue of finishing in the top ten.

Whitehouse sparked the Lady Bulldogs with a time of 18:50, good enough for sixth place overall. Other M-S runners who con-



Submitted photo

Senior Jonathan Schaap, Junior Forrest Smoes and Junior Ethan Russell were among the top five finishers on the All-Regional team. "This ties the most amount of All-Regional runners that our team has ever had in the Regional meet in the past 43 years of our program," Coach Neal Garrison said. "The only other time our team has had three runners in the top five finishers at the Regional meet was in 1987 when Jamie Fancher, Dan Nielsen and Brian Easter accomplished this feat by placing 2nd, 3rd, and 5th."

Teammate James Williams missed his lifetime 3-mile personal best by only two seconds, with a time of 16:30. Matthew Chupp and Williams finished 13th and 16th, respectively, in the Regional meet, while sophomore Jackson Powell ran his first Regional meet with a time of 17:08.

tributed included Nielson (10th place, 19:52), Isabelle Pommier (14th place, 20:47), Devon Krepps (26th place, 21:54), Ella Fried (28th place, 21:56), Twinkle Mehta (33rd place, 22:41), and Blayne Moxley (34th place, 22:42).

With their top ten finishes, Whitehouse and Nielson were both named to the all-conference team. Lady Bulldog Coach Bonnie Moxley was upbeat about the results. "U-High ran away with the win and they are amazingly stacked with talent. For us to finish ahead of the remainder of the conference and to finish great," she said. "This is a rather young and inexperienced team that I am hoping will get inspired to take their training to the next level between this season and our next. They have the potential to be a very competitive team next season."

HIGH SCHOOL CROSS-COUNTRY

Boys, girls teams headed to Peoria on Saturday

Turn in top finishes at Decatur meet

By **TERRY GREENE**
Mahomet Citizen sportswriter

Continuing its successful post-season march toward the IHSA state cross country finals, the Mahomet-Seymour High Schools boys and girls cross country teams turned in impressive performances at the sectional meet held October 27 in Decatur.

With their top 5 finishes, both teams will advance to the state championship meet on November 3 at Detweiller Park in Peoria.

The boy's team claimed first place honors as it outdistanced 20 other schools, six of them state-ranked, on its way to the first M-S sectional title in 33 years. For the girls, a fifth place sectional finish was good enough to propel the Lady Bulldogs into the state finals.

Jonathan Schaap led the boy's team with a second place finish time of 15:01, which was a per-

sonal best for a three-mile run. Not far behind was teammate Forrest Smoes, who placed 3rd with a 15:14. Both Schaap and Smoes received All-Sectional honors by placing in the top 10.

Ethan Russell crossed the finish line in 11th place at 15:51. Filling in for the injured Alex Keeble, James Williams ran a personal best of 16:26 to place 26th. Matthew Chupp (33rd place, 16:33) and Jackson Powell (41st place, 16:37), both first year high school cross country runners, rounded out the M-S boy's state qualifying effort.

Coach Neal Garrison said the sectional title was the result of a great team effort and many miles spread out over the past year. "One of the main reasons our team has been so successful is how hard our entire team trains year round," he said. "We have one of the strongest overall teams in the state if you include all of our runners. They work incredibly hard in practice to push each other to being better."

On the girl's side, M-S needed to defeat Champaign Central in order to claim the fifth and final state qualifying spot, and behind freshman Lauren Whitehouse's

8th place finish (18:5), the Lady Bulldogs got the job done. Supporting Whitehouse was Abigail Nielsen (16th place, 19:18).

Isabelle Pommier (4th place, 20:35), Twinkle Mehta (6th place, 20:58), Devon Keps (7th place, 21:20), Ella Fred (9th place, 21:48), and Blayne Moxley (101st place, 21:56).

According to Coach Bon Moxley, finishing in the top 10 out of 20 teams exceeded all expectations for her young squad. "I can't express how proud I am of this particular group of girls. They represented their school and themselves with heart and with class," Moxley said.

"We have been somewhat plagued with injuries and absences throughout the entire season, and with each loss the task of qualifying for state became less and less real. The sectional race was great to have to be our best total effort of the year with no safety net for 'less than your best' from the top seven running."

"Needless to say, they got the job done and for that they are winners regardless of their fifth place finish."

Boys, girls compete in state meet

Boys finish 11th,
girls finish 22nd
at Peoria meet

By TERRY GREENE
Mahomet Citizen sportswriter

The Mahomet-Seymour varsity boys and girls cross country teams completed their successful seasons by competing in the IHSA state cross country championships on November 3 at Detweiler Park in Peoria.

The boys, led once again by the one-two punch of Jonathan Schaap and Forrest Smoes, finished 11th. The girl's squad, sparked by freshman standout Lauren Whitehouse, placed 22nd.

For the boys, both Schaap and Smoes recorded personal bests. Schaap closed out his career at M-S with a 10th place finish (14:47.2) while Smoes was right behind him at 14:47.8, good enough for 11th place.

According to head coach Neal Garrison, it was the two highest finishes at the state finals in the 43-year history of the Bulldog cross country program. By placing in the top 25, Schaap and Smoes were named to the IHSA All-State team.

Other members of M-S team state effort included Ethan Russell (86th place, 15:43), Matthew Chupp (124th place, 16:01), Alex Keeble (126th place, 16:01), James Williams (127th place, 16:02), and Jackson Powell (173rd place, 16:37).



Submitted photo

Garrison praised the effort of not only the seven runners who competed in the race, but the supporting cast of teammates, parents, and former Bulldog cross country team members.

"Our runners on the team that weren't in the top seven did a great job of cheering on their teammates throughout the race. And we had almost the entire 2011 cross country team return to support their former teammates," Garrison said. "Many of the 2011 runners' parents also made the drive up to Peoria as well. The parents of our current team went out of their way to make it a great experience for the runners."

"Our administration gave up their Saturday to watch the girls and guys teams race. I am also extremely grateful for the support of our volunteer coaches, Todd Lafond and Gary Garrison, who give up so much of their time and energy for the team. We wouldn't have as strong of a team without them."

On the girls' side, Whitehouse turned in a time of 18:15 which was good enough for 36th place. Other runners for the Lady Bulldogs were Abigail Nielsen (89th place, 19:04), Isabelle Pom-

mier (149th place, 20:20), Devon Kreps (152nd place, 20:22), Twin-Kie Mehta (154th place, 20:30), Eilla Fried (168th place, 21:05), and Blayne Moxley (173rd place, 21:54).

Girls' Coach Bonnie Moxley said the experience at the state finals was a "great day" for her team. "Five out of seven of our girls ran personal bests and several of them ran their best by a lot." She said. "Because this team is a very young one, everyone in the line-up will be returning so we are planning on using the end as a beginning for a much improved team in 2013."

ATHLETE OF THE WEEK

Fall athletes

This week's Mahomet Citizen and Walk Chiropractic "Athlete of the Week" award goes to all of the athletes who participated on the many different Mahomet-Seymour junior high and high school sports teams that competed during the months of August, September, and October.

At the junior high, that would include boys and girls cross country, girl's softball, and boy's baseball. At the high school, the teams are boys and girls cross country, volleyball, boys and girl's golf, football, and boy's soccer.

Collectively, more than 300 student-athletes combined to represent Mahomet-Seymour on freshmen, junior varsity and varsity teams during the fall sports campaign at the junior high and high school.

And while every team had a successful season and fea-

ments, there were some extra-special moments.

Headlining the list would be the junior high baseball team. The 'Battling Bulldogs,' coached by Nic DiFilippo, had an undefeated regular season and placed 4th at the IESA state finals.

Not far behind was the varsity girls golf team, which won its first ever IESA regional championship and went on to place 9th in the state championship tournament.

And the junior high cross country team, under first year coach Lisa Martin, had a spectacular season as the boys came in 4th and the girls 7th at the IESA state finals.

The high school volleyball team and another first year coach, Ron Hoppe, registered a 21-win season and took heavy favorite Champion Centennial to the brink be-

Athletes from 10

regional championship match. A young high school football team, led by Coach Keith Pogue, had a number of impressive victories and concluded the campaign with the Bulldogs 10th straight post-season berth and 10th straight winning season.

The high school boys cross country team and Cach Neal Garrison had one of its best seasons in the 43-year history of the program and finished 11th in the IESA state finals.

A young and rebuilding high school girls cross country team, led by Coach Bonnie Woxley, showed promise with an exciting group of runners who qualified for the state finals and a 22nd overall finish.

The varsity boys soccer team showed marked improvement this season under Coach John Moore, winning a first round regional game in trip; Germany before coming up just short in a close match for the regional championship. And the high school varsity boys golf team, coached by David Sebstik, and the junior high football team under Coach Jams Hinnold showed steady progress throughout their seasons and


as the coaches, team managers and cheerleaders - who made the 2012 fall sports season so enjoyable and for being named the Mahomet Citizen and Walk Chiropractic "Athlete of the Week."

Terry Greene
Mahomet Citizen

Jonathan Schaap

Mahomet-Seymour, Senior

Cross-country



Recently: Won Saturday's Lee Halberg Invitational in Springfield by more than 2½ seconds. His 3-mile time of 15 minutes, 24 seconds was the area's best this season.

In his own words: "I put in a lot of miles over the summer, about 70 a week."

My favorite place to run is ... Lake of the Woods.

My favorite prerace meal is ... oatmeal and coffee.

My favorite postrace meal is ... McDonald's.

I'm always texting ... my cross-country friends.

I need concert tickets to ... Brad Paisley.

I'm driving a ... 2002 Pontiac Sunfire.

In five years ... hopefully I'll be finishing up with a degree in criminal justice.

My first job was ... detasseling.

Mahomet-Seymour is ... all the teachers make the classes fun.

Honorable mention: Andy Bott, Bismarck-Henning golf; Andrew Hanselman, Monticello cross-country; Nick Hedges, Salt Fork football; Jacob Helfrich, St. Thomas More cross-country; Chase Henry, Westville golf; Nick Hess, St. Thomas More cross-country; Anthony Hettinger, Arthur-Lovington soccer; Johnny Leverenz, Danville cross-country; Brian Lopez, Urbana soccer; Cameron Mammen, Urbana football; Mitch Negangard, Unity football; Trent Sherfield, Danville football; Michael Thompson, Urbana golf; Dalton Walsh, St. Joseph-Ogden football

Bulletin Board: News & notes from around the area

while starting all 31 games for the Spartans.

Other players on the top 15 list include Associated Press first-team All-American Doug McDermott of Creighton, Jordan Hulls of Indiana and Seth Curry of Duke.

Newcomer starts strong

EUREKA — Chrisman native Jordan Kindred is a senior basketball player at Eureka College who decided to play football for the first time this fall. His debut in the sport Saturday was part of an NCAA record performance.

A wide receiver for the Red Devils, Kindred snared 13 passes for 235 yards in his first football game at any level, helping Eureka quarterback Sam Durley break the NCAA single-game passing record with 736 yards. Durley was 34 of 52.

Kindred's 13 receptions were the third best ever by an athlete from Eureka College, and his 235 receiving yards rank fourth all time on the school's charts.

The 6-foot, 190-pound Kindred wasn't the only former area athlete to play a prominent role as Eureka rallied to beat Knox College 62-55 in Galesburg.

Freshman Zach McCoy, a Centennial product starting the first game of his collegiate career, rushed 26 times for 88 yards and three touchdowns. Junior receiver Cody Followell, from Prairie Central, had six receptions for 79 yards. Senior Murad Abbed, a safety from Bismarck-Henning, was second on the team with 10 tackles. Senior Dan Bolsen, a Lovingston product, had two tackles.

Area teams enter rankings

Area schools are well-represented in the state's first cross-country state rankings, released last week by Illinois Prep Harrier.

Five area boys' teams in Class 1A are rat-

ed among the top 20: St. Thomas More (first), Urbana Uni High (11th), Monticello (14th), Unity (16th) and St. Joseph-Ogden (19th).

In the girls' Class 1A rankings, four area schools received mention in the top 20: Monticello (second), St. Joseph-Ogden (12th), St. Thomas More (13th) and Urbana Uni High (17th).

In Class 2A, the only area school recognized was Mahomet-Seymour. The Bulldogs' boys' team was rated 14th, and the M-S girls' program entered the Top 25 at No. 24.

Former teammates now rivals

ATWOOD — One of the marquee Week 3 football games Friday finds the Cerro Gordo/DeLand-Weldon/Bement cooperative team playing at Arthur-Lovington/Atwood-Hammond.

Until this year, athletes from Atwood-Hammond and Bement played together for the South Piatt cooperative team. This week, they will line up against one another in the only home varsity game played at Atwood this season. Kickoff is at 7 p.m.

The Little Okaw Valley Conference opener takes on added significance because each team is 2-0 this season. The game will be homecoming for the Atwood-Hammond students. Among the Atwood-Hammond students who will get a final game on their home field are Logan Dukeman, Jordan Feagin, Kyler Gray, Cody Sebens and Andy Webb.

Among those on the other side who were teammates in 2011 are Steve Isbell, Chris Kocher, Andy Maltby and Tyce Rittenhouse.

Former Cerro Gordo head coach and athletic director Paul Workman has rejoined coach Andy Kerley's Broncos staff this season as an assistant coach.

Jeff Huth and Fred Kroner

HIGHLIGHTS

■ **MVP Cloyd, Chargers claim volleyball crown**
■ **Singles champ Ellis lifts Danville to tennis title**

TORRES scored on an assist from **CHASE THURSTON** and **CAMERON GRIFFIN** preserved a shutout with 12 saves, leading the Vikings to a home win.

■ **Normal Community 4, Centennial 0.** The host Chargers (3-1-1) were unable to score on any of their five shots on goal in their first loss of the season.

■ **Schlarman 0, Fisher/GCMS 0. CHRIS KUCHEFSKI** racked up 17 saves for the host Hilltoppers in the scoreless tie. **DAREN ECKERTY** had four saves for Fisher/GCMS.

sixth for eighth-place Danville. Other top-20 individuals included M-S' **TESSA HANLON** (15th) and **ABIGAIL NIELSEN** (17th), and Danville's **KIM CARTER** (19th).

■ **At Peoria.** Led by **HANNAH HOUSKA**, Monticello finished second in the 40-team Class A division of the First to the Finish Invitational. Houska was sixth in 18:38. Other Sages in the top 20: **MADISON TUTICH** (18th) and **EMILY FOLEY** (19th). In Class AA, **HANNAH WRIGHT** placed 30th in 19:07 for Champaign Central, which finished 24th in the 46-team field.

In boys' cross-country

■ **At Springfield.** Champion **JONATHAN SCHAAP** led a 1-4-5 finish by Mahomet-Seymour runners that carried the Bulldogs to second place in the 18-team Lanphier Invitational. Schaap completed the 3-mile race in 15 minutes, 24.22 seconds, holding off runner-up **MARC MATON** (15:26.64) of Chatham Glenwood. **FORREST SMOES** (fourth) and **ETHAN RUSSELL** (fifth) joined teammate Schaap in the top five. **JOHNNY LEVERENZ** finished third (15:35.68) for 10th-place Danville.

■ **At Peoria.** **ANDREW HANSELMAN** led Monticello to third place in the 44-team Class A division of the First to the Finish Invitational. Hanselman finished eighth in 15:43. **GEORGE GUNTER** was the top runner for 10th-place Uni High, finishing 46th. Centennial's **AARON MILLER** was the top area runner in the Class AA meet, placing 41st.

In girls' cross-country

■ **At Springfield.** Mahomet-Seymour placed three runners in the top 17, including runner-up **LAUREN WHITEHOUSE**, and finished sixth in the 13-team Lanphier Invitational. **MERCEDES ELLIOTT** finished

Athletes of the Week

Madeleine Nelson

Uni High, Freshman

Swimming



Recently: Fourteen-year-old won two individual events and was on the winning 200-yard freestyle relay in a four-school meet.

In her own words: "Since it's really early in the season, I'm surprised I'm getting such good times. It's nice to be training with my friends during the high school season because we push each other."

I'm always texting ... my best

friend, Emma Garcia-Canga of Centennial.

I'm dying to see ... "The Avengers."

I need concert tickets to ... Adam Lambert or One Direction.

In five years ... it'd be nice to make the Olympics. If not, I want to be a doctor.

My favorite swimmer ... is Michael Phelps. He's a big inspiration.

My first job ... We put out fliers for dog-sitting. We got one customer, and then we stopped.

I first jumped into a pool when ... I was 4, at the old YMCA.

My favorite subject ... is English or biology.

Uni High is ... unique.

Honorable mention: Taylor Bauer, Watseka volleyball; AshLynn Cowles, LeRoy volleyball; Rowan Crozier, DeLand-Weldon volleyball; Lexi Hall, Centennial volleyball; Jessica Mack, Urbana volleyball; Devin McFadden, Hoopeston Area volleyball; Jordan Marganski, Schlarman volleyball; Amber Meyer, Tri-County volleyball; Rachel Miles, Armstrong-Potomac volleyball; Lauren Neitzel, Centennial tennis; Shania Scurlock, Prairie Central volleyball; Maria Wilkening, Cissna Park volleyball; Ambrosia Williams, Danville volleyball

Andy Bott

Bismarck-Henning, Junior

Golf



Recently: Reigning N-G Golfer of the Year shot a 75 to win medalist honors at the 10-school Salt Fork Invitational. B-H won the team title.

In his own words: "The season started a little slow, but it's been going a lot better. My short game is coming along ... putting, chipping.

I'm driving ... a 2003 BMW 525i.

I'm always texting ... my girlfriend, Preslie Fletcher.

I'm dying to see ... "Trouble with the Curve."

I need concert tickets to ... Drake.

In five years ... I hope to be playing golf steadily. If that's not happening, just a steady job.

My first job ... is what I'm still doing: bag boy at Danville Country Club.

My favorite course is ... Prairie Vista.

Tiger Woods is ... slacking.

Bismarck-Henning is ... a very good sports school.

Honorable mention: Justin Deters, Unity football; Brennan Crose, Hoopeston Area/Bismarck-Henning soccer; Andy Drackley, Centennial soccer; Tyler Francisco, Mahomet-Seymour football; Patrick Ganley, Bismarck-Henning football; Ryan Hunt, Centennial golf; Matt Menacher, Monticello soccer; Zach Moore, Mahomet-Seymour soccer; Kenny Patton, Urbana soccer; Jonathan Schaap, Mahomet-Seymour cross-country; Colin Seward, St. Joseph-Ogden soccer; Dan Shin, St. Thomas More soccer; Jonah Wilson, Paxton-Buckley-Loda football

Teams of the Week

☆☆☆☆

MAHOMET-SEYMOUR BOYS' CROSS-COUNTRY

The Bulldogs had the top two runners in a field of 197 and won team honors in the 19-school East Peoria Invitational. Senior Jonathan Schaap beat junior teammate Forrest Smoes to the finish line in the 3-mile race. Schaap's time was 14 minutes, 58 seconds. Junior Ethan Russell was seventh, freshman Alex Keeble was 15th and junior James Williams was 24th for coach Neal Garrison's team. Their split was 1:21.

☆☆☆☆

LeROY FOOTBALL

Playing their fourth road game in five weeks, the Panthers scored 28 points in less than eight minutes in the first quarter and overpowered Heyworth 40-6. Nic Stevens tossed two of his three touchdown passes in the opening period and kicked two extra points. Cory Eastham scored the game's first two TDs for coach B.J. Zeleznik's unbeaten team, which is averaging 50.6 points per game entering homecoming week.

☆☆☆

TRI-COUNTY VOLLEYBALL

The Titans (21-2) ran their winning streak to 18 (with 17 of those featuring two-set sweeps) after winning the ninth annual Arcola Invitational. In four tourney matches, Amber Meyer had 92 assists, Autumn Meyer had 63 digs, Lizzy Barnard had 36 kills, Kyla Skinner had 30 kills and Abby Smith had 20 kills for coach Drew Robertson's team. In the title match, Tri-County defeated Marshall 25-20, 25-9.

☆☆

ST. JOSEPH-OGDEN SOCCER

The Spartans (11-2-1) won two of three matches to break the school's single-season record for wins. A 1-0 shutout against Watseka was SJ-O's seventh shutout. Aric Pelafas scored twice in the win against Salt Fork, a win that broke the season record for the 4-year-old program. SJ-O trailed at halftime but went ahead to stay on Colin Seward's goal. A year ago, coach Richard Vetter's team finished with 10 victories.

☆

BISMARCK-HENNING BOYS' GOLF

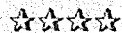
Coach Terry French's squad had three of the top four finishers in the 10-school Salt Fork Invitational. Blue Devils Andy Bott and David Warren were first and second, respectively. Austin Toler (fourth) was the other team leader, and was 2 strokes from securing a top-10 spot. A week earlier, Bismarck-Henning was third at the Effingham Invitational but first among Class 1A schools.

Teams of the Week



DANVILLE GIRLS' TENNIS

The Big 12 champion Vikings ran the table in doubles. Rachael and Becca Lewis prevailed at No. 1 doubles, as did Amy Shah and Neha Patel at No. 2 and Courtney Hart and Taylor Ellis at No. 3. Shah, Ellis, Patel and Hart were each triumphant in singles as coach Mark Bacys' team extended its streak of Big 12 titles to three.



ST. THOMAS MORE BOYS' CROSS-COUNTRY

The top-ranked (Class 1A) Sabers were the only school in the field of 34 full teams with three top-10 runners and were the runaway winners in the Amboy Invitational. Coach David Behm's scoring runners finished the 3-mile course within 59 seconds of one another. Nick Hess was the runner-up, followed by Jacob Helfrich (seventh), Sean Kelley (eighth), Sam Powers (14th) and Brendan Remington (23rd).



MAHOMET-SEYMOUR BOYS' CROSS-COUNTRY

Individual runner-up Jonathan Schaap led the seventh-ranked Bulldogs to team honors in the 21-school Metamora Runnin' Red Invitational by a point over sixth-rated Normal U-High. The five M-S scoring runners finished within 68 seconds of one another. Other standouts for coach Neal Garrison's team were Forrest Smoes (fourth), Ethan Russell (11th), Alex Keeble (15th) and James Williams (32nd).



HOOPESTON AREA/BISMARCK-HENNING SOCCER

Coach John Klaber's Cornjerkers (12-7-1) capped their fourth consecutive Vermilion Valley Conference championship (and sixth in seven years) by overpowering Salt Fork 5-1. In eight league matches this season, Hoopeston/B-H outscored the competition by a 34-1 composite score. Chase Bouse scored three goals against Salt Fork. Ryan Morgan earned a shutout later in the week during a 6-0 win against Iroquois West.



TRI-COUNTY VOLLEYBALL

The Titans (26-2 with 23 consecutive wins) continued their dominance of Little Okaw Valley Conference teams. Coach Drew Robertson's team won its fourth LOVC tournament title in five years. All of its LOVC wins this season — seven in the regular season and three in the tournament — were in two-set sweeps. Lizzy Barnard had 11 kills, Kyla Skinner seven and Heidi Dague six in the title-match win against Arthur-Lovington.

N-G Top 10

This week: Boys' cross-country

TEAM (previous)

COMMENT

- | | |
|-----------------------|---|
| 1. St Thomas More (1) | Two sub-16-minute runners for 3 miles |
| 2. Mahomet-S. (3) | Four sub-16-minute runners for 3 miles |
| 3. SJ-O (2) | One sub-16-minute runner for 3 miles |
| 4. Monticello (4) | Two sub-16-minute runners for 3 miles |
| 5. Danville (7) | Two sub 16-minute runners for 3 miles |
| 6. Centennial (6) | Top two within two seconds for 3 miles |
| 7. Uni High (8) | Top two within one second for 3 miles |
| 8. Unity (5) | Top three within 16 seconds for 3 miles |
| 9. PBL (9) | Top two within 13 seconds for 3 miles |
| 10. Central (—) | Top two within 14 seconds for 3 miles |

Oct 10, 2012

In cross-country

■ **At Stanford. FORREST SMOES** and **JONATHAN SCHAPP** of Mahomet-Seymour finished 1-2 in the Corn Belt Conference boys' meet, but Normal University High edged the Bulldogs for the team title by two points.


U-High placed five runners in the top 12 and scored 37 points. Smoes completed the 3-mile race in 15 minutes, 7 seconds. Schapp was clocked in 15:13.

The Bulldogs also finished second to U-High in the girls' race. **LAUREN WHITEHOUSE** of M-S placed sixth in 18:50. Teammate **ABIGAIL NIELSEN** was 10th in 19:52.

Andrew Hanselman

Monticello, cross-country

Senior



Recently: Dominated the Okaw Valley Conference meet, winning by 14 seconds (15 minutes, 44 seconds).

In his own words: "It was a good race. I would say I am peaking. That was the fastest time I've ever run at home, Healthwise, fitnesswise, I'm where I want to be at."

I'm driving ... a Ford Explorer.

I'm dying to see ... I liked "Taken," but "Taken 2" hasn't got the greatest reviews. I still want to see it.

I'm always texting ... my good friends, buds I've known since grade school.

I need concert tickets to ... The Illumineers or Mumford & Sons.

Next year ... I'm applying to Michigan, Purdue and Illinois. They are my top choices.

In five years ... I'm going to major in computer engineering

Favorite prerace meal ... Some sort of pasta

Afterward ... A sandwich

Monticello High ... is an extraordinary location to find out who you are and what you can do

Honorable mention: Nick Berger, Judah Christian golf; Andy Bott, Bismarck-Henning golf; Luke Hanselman, Monticello soccer; Storm Joop, St. Thomas More football; Tarik Koric, Urbana Uni High soccer; Johnny Leverenz, Danville cross-country; Travys Nichols, Blue Ridge soccer; Kyle Roedl, St. Joseph-Ogden soccer; Forrest Smoes, Mahomet-Seymour cross-country; Christopher Tate, St. Thomas More golf; Riley Thompson, Champaign Central golf; Mikshadd Townsend, Urbana football; Cameron Westjohn, Tuscola golf; Patrick Wong, Urbana Uni High soccer

N-G Top 10s

Girls' cross-country

SCHOOL (previous)	COMMENT
1. Monticello (1)	Last regional title, 1999
2. Mahomet-Seymour (2)	Last regional title, 2011
3. Unity (5)	Last regional title, 1991
4. St. Joseph-Ogden (3)	Last regional title, 2011
5. Champaign Central (8)	Next regional title will be school's first
6. St. Thomas More (4)	Next regional title will be school's first
7. Prairie Central (6)	Next regional title will be school's first
8. Urbana Uni High (9)	Last regional title, 2006
9. Centennial (10)	Last regional title, 2010
10. Paxton-Buckley-Loda (-)	Next regional title will be school's first

Boys' cross-country

SCHOOL (previous)	COMMENT
1. St. Thomas More (1)	Next regional title will be school's first
2. Mahomet-S. (2)	Last regional title, 2011
3. SJ-O (3)	Last regional title, 2007
4. Monticello (4)	Last regional title, 2010
5. Central (10)	Last regional title, 1991
6. Centennial (6)	Last regional title, 2005
7. Unity (8)	Last regional title, 2011
8. Danville (5)	Last regional title, 2008
9. Uni High (7)	Last regional title, 2009
10. PBL (9)	Last regional title, 2007

Area teams have been assigned to three regional sites in Class 1A as well as one in Class 2A for the start of the IHSA postseason on Saturday. At each location, the girls' race will start at 10 a.m. The 1A sites featuring area teams are Bishop McNamara, Carlinville and Paxton. In 2A, area schools will compete at Taylorville. To qualify for sectionals, runners need to be on one of the top seven teams or else be one of the top five individuals not on an advancing team.

1 Bulldogs making strides

Mahomet-Seymour will be the team to beat in Taylorville's Class 2A boys' regional Saturday and with good reason. The Bulldogs have four runners who have cracked the 16-minute mark this season, including the top two runners in Monday's Corn Belt Conference meet, junior **Forrest Smoes** and senior **Jonathan Schaap**. Smoes' 3-mile time was a season-best 15 minutes, 7 seconds. Schaap was a few steps behind at 15:13. Coach **Neal Garrison's** team is ranked fifth in state rankings compiled by Illinois Prep Harrier. "I am very fortunate to be able to coach such elite runners as Forrest and Jonathan," Garrison said. "They are both very driven to be their best, and I do believe either of them can win on any given day." Smoes has led the team in two races and has won one meet. Schaap led M-S in four races and won two invitationals. Junior **Ethan Russell** and freshman **Alex Keeble** are other Bulldogs with sub-16-minute clockings. Senior **Matthew Chupp**, M-S' fifth scoring runner at conference, also ran a season-best Monday (16:45). M-S is shooting for its fourth regional title in seven years. "Our main goal," Garrison said, "is to make sure we get as many runners as possible to run lifetime bests at the state meet." The team's goal is a top-10 finish at state Nov. 3.

2 Still at the top

St. Thomas More's boys' team ran the table this year, being ranked No. 1 each week the state poll was released. "We are always striving to do better," Sabers coach **David Behm** said. On those lines, his team has succeeded. Each of his varsity runners has set his personal-best time this season, including senior **Jacob Helfrich** who was injured much of his junior year and was unable to match his top sophomore time. Helfrich, **Nick Hess**, **Sean Kelley**, **Sam Powers** and **Brendan Remington** have been the team leaders. "We tell them if they do the work and stay healthy, good things are going to happen," Behm said. Freshman **David Horn** and **Jack Bolger** will be the team's other runners at regional. "Everyone seems pretty healthy," Behm said. The coach hopes to see his athletes run as a pack at regionals and will turn them loose at a loaded sectional that is expected to feature seven of the state's Top 15 teams: STM (first), Shelbyville (second), Mount Zion (fourth), St. Joseph-Ogden (ninth), Monticello (10th) and Unity (15th). "We're going to run fairly conservatively at regionals," Behm said. "We have to watch ourselves. Sectionals is when we'll start laying it out and getting ready to run fast." The Sabers are team favorites at the 16-school Paxton-Buckley-Loda Regional.

3 Back — and better

Last year, Schlarman's **Jesse Hahne** was one of three underclassmen to finish in the top 10 individually at state. As a junior, he ran fifth. Until the soccer season ended, he was the Hilltoppers' lone male runner this season. "One of the great things about Jesse," Schlarman coach **Tyler Overstreet** said, "is he doesn't need a lot of motivation. He is such a hard worker, he will go above and beyond every day in practice. He puts in hundreds of miles by himself in the summer." Hahne already has run faster this year (14:59) than he did last year at state (15:02). "He is one of his biggest critics and might not think it, but he's where he needs to be," Overstreet said. "Every course this year, he has run 15 to 20 seconds faster than last year. He has gotten a lot stronger and worked on his foot speed." Hahne is trying to become the first Hilltopper with consecutive top-10 finishes at state. Only one other runner from the school (**Scott Krapf**) earned all-state honors more than once. Krapf was a three-time all-stater. Hahne has put himself in position to join the school's short list of elite runners. The senior also has area coaches in his corner. "He has had another good year of training and is a gutsy runner who pushes himself to the limit," STM coach **David Behm** said.

4 Farewell sendoff for coach

Monticello's **Jeff Butler** will retire in December and doesn't plan to coach the Sages in track next spring. He hopes his state-ranked teams (girls are second, boys are 10th) keep him busy the next three Saturdays. He is downplaying his final weeks as head coach. "I really don't know if this (year) will be any more special," Butler said. "We've had really neat things that have happened." His girls' lineup for regional likely will feature **Hannah Houska**, **Emily Foley**, **Maggie Utgaard**, **Madison Tutich**, **Audrey Duncan**, **Katie Douglas** and **Hannah Remmert**. "Individually, each girl has had a very good race," Butler said, "but the top five haven't all run well on the same day." For now, Butler isn't interested in being a coach who's not also teaching. "I know I'm going to miss it," the 30-year veteran said. "There's no good time to retire. You are always going to have situations where you want to keep coaching the kids, but I really think when I'm done (teaching), it's someone else's turn." Monticello's boys' team will be led into the postseason by Okaw Valley Conference champion **Andrew Hanselman**. "He was not used to being the top dog, but he stepped into that role and has adapted pretty well," Butler said. **Jesse Galaway** and **Matt Norvell** are close behind.

5 Maroons (above) on course

Champaign Central's last state berth as a team in boys' cross-country was nine years ago. Coach **Al Johnson** believes his current team has the potential to match the success of the 2003 squad. "There's a lot of experience with the team, and they've been in a sectional every year (in the last three)," Johnson said. Central's postseason line will feature fourth-year letter winner **Kain Shirley** along with sophomore **Isaac Kasten**, junior **Corey White**, junior **Hayden Hinton**, junior **Nimesh Avasth**, freshman **Ashton Hyatt**, and freshman **Henry Sill**. All seven have posted their fastest career times this fall. A change in practice structure late last season has produced good results. Instead of turning his runners loose for a workout and expecting them to pop in the miles, Johnson set specific locations for them to meet him. "That got them to focus, and they are in much better condition than in the past," he said. The Maroons will join Central, Danville, M-S and Urbana at Taylorville's regional. Central of the schools ranked ahead of Central is Charleston, a team the Maroons beat (thanks to the sixth-runner tiebreaker) in a recent five-school meet. "That gave the guys confidence," Johnson said. "I know we will put forth that best effort this weekend."

Class 2A at Taylorville

Mahomet-Seymour's state-ranked boys' team had three of the top five runners and captured its fourth regional title in the past seven years under coach Neal Garrison. Junior Forrest Smoes was the second-place individual. Teammates Jonathan Schaap and Ethan Russell were fourth and fifth, respectively.

Also breaking into the top five was Danville junior Johnny Leverenz, who was third.


Central tied Mattoon for third and joined Centennial and Danville as sectional qualifiers. Also moving on was Urbana freshman Carter Huff, 35th overall.

The girls' meet came down to a race between freshmen, and Danville's Mercedes Elliott outkicked M-S' Lauren Whitehouse. Elliott's time was 18:30.14.

Two other area underclassmen placed among the leaders. Central junior Hannah Wright was third, and Centennial sophomore Rebecca Kaefring was fourth.

Mattoon beat Central for team honors. M-S was third. Also sending a full team to sectionals was fourth-place Centennial. Danville's Emily Cleveland (16th) and Urbana's Fiona Munro (19th) were among the individual sectional qualifiers.

Athletes of the Week



Tristan Gurtler

Uni High, soccer
Junior

Recently: Goalie had four saves in a 2-1 sectional semifinal win and allowed no goals in a 3-0 title-game triumph against St. Joseph-Ogden.

In his own words: "I've had a lot of fun so far. It's nice to be on a team that

does well. I feel good that I've been contributing."

I'm driving ... I don't have my license yet but I do have a car: a Mazda3

I'm dying to see ... "Beasts of the Southern Wild"

I need concert tickets to ... Fleet Foxes

I'm always texting ... my mom

My first job ... I work as a referee for club soccer

I could make a field goal from ... I've never actually tried, but I'd guess a good 30 yards

My last goal ... probably when I was a little kid in White Heath

Uni High is ... a very eccentric place. There's not one thing that I could say about it that would get everybody

Honorable mention: Saul Downie, Urbana soccer; Jeffrey Earnst, Arthur-Lovington cross-country; Clayton Fauver, Salt Fork football; Rylee Goodwin, Georgetown-Ridge Farm/Chrisman football; Jesse Hahne, Schlarman Academy cross-country; Nick Hess, St. Thomas More cross-country; Matt Knipfer, St. Joseph-Ogden cross-country; Jonah Peoples, Centennial football; Paul Seeley, Urbana Uni High soccer; Andrew Shroyer, Mahomet-Seymour football; Forrest Smoes, Mahomet-Seymour cross-country; George Voulgaris, Urbana Uni High soccer; Devon Williams, Urbana football

CROSS-COUNTRY

M-S sprinting to the finish

Bulldogs capture first sectional since '79; St. Thomas More rolls, too

By The News-Gazette

DECATUR — Mahomet-Seymour's boys' cross-country team on Saturday won its first sectional title since 1979.

Next on the to-do list: match the school's best finish at state.

"Fourth is the highest (in 1995 and '96) and if we have a great day I think we can finish that high," M-S coach Neal Garrison said.


M-S secured its second consecutive trip to Class 2A state by edging rival Springfield. Jonathan Schaap finished second, Forrest Smoes third and Ethan Russell 11th to pace the Bulldogs, who also won a regional championship.

Their reward: a postrace cookout featuring pork chop sandwiches provided by parents.

"This group knows how to win," Garrison said. "They've set the tone for future years, where our program can be one of the best."

M-S was the only area team to advance. Danville's Johnny Levenenz moved on by finishing fourth overall.

In the girls' race, M-S finished fifth to qualify for state. Lauren Whitehouse was



Courtesy

Mahomet-Seymour's boys' team shows off its sectional plaque Saturday at Decatur MacArthur.

eighth and Abigail Nielsen was 16th to spark the Bulldogs.

Danville's Mercedes Elliott was the individual winner (18 minutes, 24 seconds). Champaign Central's Hannah Wright (10th) also advanced.

Class 1A

St. Thomas More won its first sectional title, another sign the Sabers could contend in Peoria.

"If we run the best that we can, we certainly could be in the hunt," St. Thomas More coach Dave Behm said.

The Sabers were sharp at Effingham,

easily outdistancing Mount Zion for team honors. That's what happens when five runners place in the top 25: Nick Hess (third), Jacob Helfrich (ninth), Sean Kelley (11th), Sam Powers (12th) and Brendan Remington (24th).

"Our pack was the difference," Behm said, noting that Remington competed despite battling illness this week. "He ran a gutsy race," he said.

Fourth-place Monticello and fifth-place Unity also advanced. Andrew Hanselman was 15th to lead the Sages. Austin Woodard and Nick Godsell placed 20th and 21st, respectively, for the Rockets.

Qualifying individually: Schlarman's Jesse Hahne (second place), Oakwood's Jon Davis, Tuscola's Eric Ponder and Uni High's Arch Robison.

In the girls' race, Hannah Houska, Emily Foley, Madison Tutich and Maggie Utgaard finished in the top 12 as Monticello placed second.

Alyssa Pridemore was seventh and Abby Gawthorp 13th to pace third-place St. Joseph-Ogden.

Theresa Welle was ninth as St. Thomas More advanced with a fourth-place showing. Also moving on: fifth-place Unity, which was led by freshman Taylor Renfroe (21st).

At the boys' race at Lisle, Prairie Central's Brandon Allsup advanced to state with a 12th-place finish.

M-S 'rookies' ready

Neal Garrison guided Mahomet-Seymour's cross-country team to state last fall, but there's something different about this year's 2A qualifying team. "We have four runners that haven't run at the cross-country state meet before," Garrison said, "so we are just looking for a solid performance out of them more than a specific place."

Matthew Chupp and **Jackson Powell** are first-year high school cross-country runners.

James Williams and **Alex Keeble** were junior high state qualifiers but will make their high school debuts at state.

They will be joined at the Detweiler course by state veterans **Jonathan Schaap**, **Forrest Smoes** and **Ethan Russell**.

"My main regret is that I can only run seven of our runners at the state meet," Garrison said. "We have such a strong team that goes beyond just seven runners deep. They all sacrificed so much, and it is hard to know that only seven runners get the chance to represent the entire team."


Eleven different squad members have posted 3-mile times of less than 17 minutes this season for the state-ranked (No. 7) squad.

Athletes of the Week

Jonathan Lukusa

Urbana, senior

Soccer



Recently: Native of Congo scored the first goal in the sectional semifinal and the only goal in the championship match as the Tigers won their first sectional title since 2005.

In his own words: "It's a really big thing, winning (sectional) for the first time in my four years."

I'm driving ... my mom's

car.

I'm always texting ... my friends.

I need concert tickets to ... Chris Brown and Maybach Music.

Next year ... I plan on going to Europe to try out for professional teams. If that doesn't work out I'll come back and go to college

My favorite athlete ... Cristiano Ronaldo

My first job ... Soccer referee

Romney or Obama? ... Obama

Urbana High ... is everything to me.

Honorable mention: Jon Davis, Oakwood/
Armstrong-Potomac cross-country; Patrick Ganley,
Bismarck-Henning football; Darian Gingold, Urbana
soccer; Tristan Gurtler, Urbana Uni High soccer; Randall
Hornbaker, Urbana Uni High soccer; Jacob Hughes,
Salt Fork football; Sean Kelley, St. Thomas More cross-
country; Johnny Leverenz, Danville cross-country;
Joseph Lund, Urbana soccer; Eric Ponder, Tuscola cross-
country; Arch Robison, Urbana Uni High cross-country;
Ethan Russell, Mahomet-Seymour cross-country; Fred-
die Stavins, Urbana Uni High soccer; Austin Woodard,
Unity cross-country

Area state cross-country qualifiers

Class 1A boys

TEAMS

MONTICELLO — Sawyer Biddle, Jr.; Cole Cary, Jr.; Justin Furcich, So.; Jesse Galaway, Jr.; Andrew Hanselman, Sr.; Will Montgomery, So.; Matt Norvell, So. COACH—Jeff Butler.

ST. THOMAS MORE — Jacob Helfrich, Sr.; Nick Hess, Jr.; David Horn, Fr.; Sean Kelley, Sr.; George Penacchi, So.; Sam Powers, Jr.; Brendan Remington, Jr. COACH—David Behm.

UNITY — Joe Baker, Jr.; Robbie Decker, Fr.; Dawson Dodds, Fr.; Kyle Gateley, Jr.; Nick Godsell, Jr.; Jacob Ping, Jr.; Austin Woodard, Fr. COACH—Dike Stirrett.

INDIVIDUALS

OAKWOOD/ARMSTRONG-POTOMAC — Jon Davis, Fr. COACH—Tim Lee.

PRAIRIE CENTRAL — Brandon Allsup, Jr. COACH—Scott McGuire.

SCHLARMAN — Jesse Hahne, Sr. COACH—Ty Overstreet.

TUSCOLA — Eric Ponder, So. COACH—Kristi Paulson.

URBANA UNI HIGH — Arch Robison, Jr. COACH—Doug Mynatt.

RACE INFORMATION

10 a.m. start; Detweiller Park, Peoria

Class 2A boys

TEAMS

MAHOMET-SEYMOUR — Matthew Chupp, Sr.; Alex Keeble, Fr.; Jackson Powell, So.; Ethan Russell, Jr.; Jonathan Schaap, Sr.; Forrest Smoes, Jr.; James Williams, Jr. COACH—Neal Garrison.

INDIVIDUALS

DANVILLE — Johnny Leverenz, Jr. COACH—Todd Orvis.

RACE INFORMATION

Noon start; Detweiller Park, Peoria

Class 1A girls

TEAMS

MONTICELLO — Katie Douglas, Fr.; Audrey Duncan, So.; Emily Foley, Jr.; Hannah Houska, Jr.; Kathleen Tracy, Fr.; Madison Tutich, So.; Maggie Utgaard, So. COACH—Jeff Butler.

ST. JOSEPH-OGDEN — Veronica Brooks, So.; Abby Fisher, So.; Abby Gawthorp, Fr.; Jessica Kassuelke, So.; Emma Melchior, Fr.; Sara Melchior, Jr.; Alyssa Pridemore, Jr. COACH—Kristin Allen.

ST. THOMAS MORE — Morgan Carminen, Fr.; Sophie Collard, So.; Caroline Dodds, Jr.; Regan Kelley, Jr.; Julia Welle, Jr.; Theresa Welle, Sr.; Gabby Wszalek, Jr. COACH—David Behm.

UNITY — Rhoda Brucker, So.;

Kenzie Dodds, So.; Sisay Eisenmenger, So.; Cynthia Markstahler, So.; Taylor Refroe, Fr.; Laura Seiler, Jr.; Sonya Walsten, Jr. COACH—Gary Wieneke.

RACE INFORMATION

9 a.m. start; Detweiller Park, Peoria

Class 2A girls

TEAMS

MAHOMET-SEYMOUR — Ella Fried, So.; Devon Kreps, So.; Twinkle Mehta, So.; Blayne Moxley, So.; Abigail Nielsen, Jr.; Isabelle Pommier, Jr.; Lauren Whitehouse, Fr. COACH—Bonnie Moxley.

INDIVIDUALS

CHAMPAIGN CENTRAL — Hannah Wright, Jr. COACH—Christopher Schultz.

DANVILLE — Mercedes Elliott, Fr. COACH—Todd Orvis.

RACE INFORMATION

11 a.m. start; Detweiller Park, Peoria

Notes

Parking fees at Detweiller Park are \$10 per car; \$15 for extended vans and \$25 per bus. The prices are per vehicle, regardless of the number of people. Detweiller Park is located just off Illinois 29, north of Peoria.



Heather Coit/The News-Gazette
ST. JOSEPH-OGDEN'S ABBY GAWTHORP

Teams of the Week

☆☆☆☆

TRI-COUNTY VOLLEYBALL

The Titans (35-2) landed 29 kills, eight aces (four by Kyla Skinner) and four blocks (each by a different player) in a super-sectional sweep against Edinburg. For the first time since the co-op between Oakland and Kansas started nine years ago, the program is headed to the state semifinals. Amber Meyer had 25 assists and Autumn Meyer 11 digs.

☆☆☆☆

UNITY FOOTBALL

The Rockets (10-1) moved into the state quarter-finals for the fourth straight year thanks to a 22-7 win against Pleasant Plains. The current senior class has been part of more wins (45) than any other at Unity. Four running backs carried the ball. Three had double-figure gains. Mitch Negangard and Anthony Vasquez each had eight solo tackles.

☆☆☆

ST. THOMAS MORE BOYS' CROSS-COUNTRY

Coach David Behm's Sabers hit the postseason trifecta, following up on the school's first regional and sectional titles in the sport with a runaway win in the Class 1A state championship race. All-staters Nick Hess and Jacob Helfrich set the pace. Of the three boys' 1A trophy teams, St. Thomas More ran the fewest seniors (two) in the top seven.

☆☆

MAHOMET-SEYMOUR BOYS' CROSS-COUNTRY

Two-time all-stater Jonathan Schaap registered the school's best individual finish at state. He placed 10th in the Class 2A state meet, one second ahead of teammate Forrest Smoes, whose 11th-place performance also bettered the school's previous state best (13th by Mark Johnson in 1974). M-S (11th) had two all-staters in a year for the first time.

☆

URBANA BOYS' SOCCER

During the course of a 21-3 season, 15 different Tigers scored goals, but the reason coach Randy Blackman's team secured the state's second-place team trophy in Class 2A was a rock-solid defense, with goalkeeper Brian Summers as the last line of a defense that shut out 13 opponents and yielded three goals in the first six tournament matches.

Cory Eastham

LeRoy, senior

Football



Recently: Scored six touchdowns at Flanagan as the Panthers set a state record for points scored in a playoff game (78).

In his own words: "This is my first year at running back, the first time I've been given the chance to touch the ball. It's exciting. Someone had to tell me how many I'd scored."

I'm driving ... a 2008 Chevy Cobalt.

I'm always texting ... my brother, Kyle.

I'm dying to see ... "Ted."

My first job ... Detasseling

In five years ... Working at ADM

My favorite athlete ... Kobe Bryant

LeRoy High is ... small but fun.

Honorable mention: David Anderson, Urbana soccer; Jesse Hahne, Schlarman cross-country; Andrew Hanselman, Monticello cross-country; Nick Hess, St. Thomas More cross-country; Jacob Helfrich, St. Thomas More cross-country; Sean Kelley, St. Thomas More cross-country; Johnny Leverenz, Danville cross-country; Brian Lopez, Urbana soccer; Jonathan Lukusa, Urbana soccer; Sam Powers, St. Thomas More cross-country; Brendan Remington, St. Thomas More cross-country; Jonathan Schaap, Mahomet-Seymour cross-country; Forrest Smoes, Mahomet-Seymour

Boys' Nifty Fifty: Area runners to watch

NAME	SCHOOL	YR.	NAME	SCHOOL	YR.
Grant Anderson	St. Joseph-Ogden	Jr.	Sean Kelley	St. Thomas More	Sr.
Nimesh Avashia	Champaign Central	Jr.	Drew Knipfer	St. Joseph-Ogden	Sr.
Wyatt Avenatti	Georgetown-RF/Chrisman	Jr.	Joimny Leverenz	Danville	Jr.
Byron Brinkley	Georgetown-RF/Chrisman	Sr.	Ryan Masters	Prairie Central	So.
Chase Connelly	Bismarck-Henning	Jr.	Noah McClurg	Clinton	So.
Braydon Crozier	St. Joseph-Ogden	Jr.	Aaron Miller	Centennial	Sr.
Reis DeSantis	Centennial	Jr.	Brady Musson	Oakwood/Armstrong-Potomac	Sr.
Ryan Egerton	Rantoul	Sr.	John O'Brien	Schlarman	Sr.
Caleb Farnsworth	Georgetown-RF/Chrisman	Sr.	Sam Powers	St. Thomas More	Jr.
Jesse Galaway	Monticello	Jr.	Brian Rice	Oakwood/Armstrong-Potomac	Jr.
Kyle Gateley	Unity	Jr.	Tyler Rubarts	Paxton-Buckley-Loda	Jr.
Nick Godsell	Unity	Jr.	Ethan Russell	Mahomet-Seymour	Jr.
Emerson Grey	Oakwood/Armstrong-Potomac	Sr.	Jonathan Schaap	Mahomet-Seymour	Sr.
George Gunter	Urbana Uni High	Jr.	Vinay Shambhag	Urbana Uni High	Jr.
Jesse Hanne	Schlarman	Sr.	Alec Shedelbower	Centennial	So.
Andrew Hanselman	Monticello	Sr.	Kain Shirley	Champaign Central	Sr.
Jacob Helfrich	St. Thomas More	Sr.	Tristan Smith	Argenta-Oreana	Jr.
Nick Hess	St. Thomas More	Jr.	Forrest Smoes	Mahomet-Seymour	Jr.
Anthony Holmes	Danville	Sr.	Matt Stock	Hoopeston Area	So.
Carter Huff	Urbana	Sr.	Corey Thompson	St. Joseph-Ogden	Jr.
Caleb Hummer	Danville	Fr.	Mason Wagner	Bismarck-Henning	Jr.
Grant Iverson	Paxton-Buckley-Loda	So.	Corey White	Champaign Central	Jr.
Josh Johnson	Hoopeston Area	Jr.	Austin Woodard	Unity	Fr.
Ryan Johnson	Sullivan/Okaw Valley	Sr.	Jonny Yockey	Urbana Uni High	Jr.
Danny Justice	Hoopeston Area	Sr.	Hayden Young	Paxton-Buckley-Loda	Sr.

Girls' Nifty Fifty: Area runners to watch

NAME	SCHOOL	YR.	NAME	SCHOOL	YR.
Hannah Bray	Hoopeston Area	So.	Jessica Kassulke	St. Joseph-Ogden	So.
Veronica Brooks	St. Joseph-Ogden	So.	Regan Kelley	St. Thomas More	So.
Madie Brown	Hoopeston Area	So.	Gabby Kozlowski	Urbana Uni High	So.
Kimberly Carter	Danville	Sr.	Sarah Larson	Schlarman	Sr.
Nicole Choquette	Urbana	Fr.	Megan McKee	Georgetown-RF/Chrisman	Sr.
Emily Cleveland	Danville	So.	Abigail Nielsen	Mahomet-Seymour	So.
Aleah Combs	Rantoul	So.	Cadisen Nuzzo	Sullivan/Okaw Valley	So.
Caroline Dadds	St. Thomas More	Jr.	Susan Ponder	Tuscola	Jr.
Ellen Dulin	Bismarck-Henning	Sr.	Aliva Powers	Clinton	Sr.
Mercedes Elliott	Danville	Fr.	Alyssa Pridemore	St. Joseph-Ogden	Fr.
Emily Foley	Monticello	Jr.	Hannah Robinson	Sullivan/Okaw Valley	Fr.
Abby Gawthorp	St. Joseph-Ogden	Fr.	Laura Seiler	Unity	Fr.
Carmen Gewirth	Urbana Uni High	So.	Hannah Shinew	Champaign Central	So.
Gabrielle Greaser	Centennial	Fr.	Jazmin Smith	Oakwood/Armstrong-Potomac	Fr.
Breanna Hale	Georgetown-RF/Chrisman	So.	Olivia Smith	Hoopeston Area	So.
Tessa Hanlon	Mahomet-Seymour	Sr.	Sierra Steidinger	Prairie Central	Sr.
Kaytlyn Heitmansberger	Judah Christian	Fr.	Madison Tutich	Monticello	Fr.
Morgan Holycross	Bismarck-Henning	Sr.	Jaki Vipond	Centennial	Sr.
Hannah Houska	Monticello	Jr.	Sonya Walsten	Unity	Jr.
Holly Huckstadt	Schlarman	Sr.	Elizabeth Walter	Prairie Central	Jr.
Jen Hustedt	Paxton-Buckley-Loda	Fr.	Julia Welle	St. Thomas More	Fr.
Caitlyn Ifft	Prairie Central	Jr.	Theresa Welle	St. Thomas More	Fr.
Meghan Ingram	Georgetown-RF/Chrisman	Fr.	Lauren Whitehouse	Mahomet-Seymour	Fr.
Paxton Johnson	Paxton-Buckley-Loda	Jr.	Catherine Wright	Oakwood/Armstrong-Potomac	Jr.
Rebecca Kaeffring	Centennial	So.	Hannah Wright	Champaign Central	So.

SCOREBOARD

AREA CROSS-COUNTRY LEADERS

BOYS (3-mile courses)

RUNNER, SCHOOL	TIME
Schaap, M-S	15:42
Smoes, M-S	15:52
Leverenz, Danville	15:53
Hahne, Schlarman	15:54
Russell, M-S	16:00
Hunmer, Danville	16:24
Keeble, M-S	16:30
DeSantis, Centennial	16:35
Hanselman, Monticello	16:42
Ja. Williams, M-S	16:45
Miller, Centennial	16:47
Godsell, Unity	16:50
Carlton, M-S	17:00
Woodard, Unity	17:05
Galaway, Monticello	17:07
Keley, STM	17:07
Hanlon, M-S	17:08
Remington, STM	17:08
Powell, M-S	17:10
Crozier, SJ-O	17:11
Powers, STM	17:18
Shedelbower, Centennial	17:18
Young, PBL	17:18
Wolf, M-S	17:19
Hyde, M-S	17:25
Porter, PBL	17:29
Gunther, Uni High	17:33
Iverson, PBL	17:33
Robinson, Uni High	17:34
Keller, M-S	17:40
Masters, Prairie Central	17:41
Vakil, M-S	17:42
W. Avenatti, G-RF/C	17:43
Hellrich, STM	17:47
Chupp, M-S	17:48
Dodds, Unity	17:49
Applequist, M-S	17:51
Butler, M-S	17:51
J. Davis, O/A-P	17:52
Gateley, Unity	17:54
Norvell, Monticello	17:55
Anderson, SJ-O	18:00
Emerson, O/A-P	18:01
Montgomery, Monticello	18:01
Grey, O/AP	18:06
Yockey, Uni High	18:07
Baker, Unity	18:09
Guido, SJ-O	18:09
Poff, SJ-O	18:10
R. Decker, Unity	18:12
M. Knifer, SJ-O	18:12
McClurg, Clinton	18:14
Magyar, M-S	18:16
Banillas, Clinton	18:19
Wagner, B-H	18:19
Brawn, Monticello	18:22
Earp, SJ-O	18:22
Higgs, Uni High	18:23
Pennachio, STM	18:26
Crawford, SJ-O	18:33
Nigg, SJ-O	18:35
L. Avenatti, G-RF/C	18:42

Phillips, SJ-O	18:42
Savage, B-H	18:42
C. Cary, Monticello	18:44
Wyatt, G-RF/C	18:47
Owen, G-RF/C	18:48
McAnnally, M-S	18:49
O'Brien, Schlarman	18:54
Hettinger, A-L	18:55
Wilming, G-RF/C:57	18:55
Hendrickson, A-L	18:58
Horn, STM	18:59
Goad, Prairie Central	19:04
Allsup, Prairie Central	19:06
Uhlarik, Monticello	19:08
Brinkley, G-RF/C	19:09
Wang, Uni High	19:12
Davis, O/AP	19:13
Allston-Yeagle, Un High	19:15
Bolger, STM	19:18
Cowan, PBL	19:19
Ping, Unity	19:20
Rubarts, PBL	19:21
Kupferschmid, M-S	19:22
Son, Uni High	19:22
Farnsworth, G-RF/C	19:23
Ewing, Danville	19:24
Skube, Centennial	19:29
Mesplay, Monticello	19:30
Castillo, Shiloh	19:31
Blissett, Centennial	19:32
Biddle, Monticello	19:34
B. Johnson, Prairie Central	19:34
Holmes, Danville	19:35
Middendorf, M-S	19:35
Snyder, Clinton	19:39
Corso, Centennial	19:43
Aubry, STM	19:44
Cooley, Danville	19:44
Carmichael, SJ-O	19:45
Vesely, PBL	19:46
Waller, SJ-O	19:46
Seeley, Danville	19:47
Brocato, PBL	19:48
Way, Danville	19:49
Mills, Tuscola	19:50
Costa, Prairie Central	19:54
Haynes, Shiloh	19:54
Wilson, B-H	19:56
Cebulski, M-S	19:57
Benefield, VG	20:01
Kilby, Monticello	20:12
Mizer, SJ-O	20:17
L. Decker, Unity	20:09
Rice, O/A-P	20:10
McKee, G-RF/C	20:22
Snyder, O/A-P	20:22
Connelly, B-H	20:25
Ponder, Tuscola	20:25
Evans, Tuscola	20:26
Brawn, Monticello	20:26
Witzke, Clinton	20:27
Eggerton, Rantoul	20:29
M. Cary, Monticello	20:31
Bergvelt, Uni High	20:33
Campbell, Tuscola	20:34
Ellis, PBL	20:35

Zeiders, Uni High	20:35
Huff, M-S	20:39
Musson, O/A-P	20:42
Kemp, Tuscola	20:43
Wilson, STM	20:43
Morris, Unity	20:46
Carmack, VG	20:47
Budnovich, Danville	20:49
Nunn, B-H	20:52
Pugh, Tuscola	20:52
Gunderson, Uni High	20:58
Evans, SJ-O	21:01
Wood, Unity	21:02
Voight, G-RF/C	21:09
Smeltzer, SJ-O	21:12
Sander, PBL	21:15
King, Danville	21:18
Stine, Monticello	21:18
Hutton, Rantoul	21:22
Hollingsworth, G-RF/C	21:26
Rush, O/A-P	21:28
Larenas-Leach, Uni High	21:29
Money, Uni High	21:30
Wooley, Monticello	21:32
Rudinski, Rantoul	21:34
Zagorski, SJ-O	21:35
Donihan, Shiloh	21:42
Bernhardt, Uni High	21:45
Riecks, PBL	21:47
Hout, G-RF/C	21:49
Hohn, O/A-P	21:53
Weise, O/A-P	21:54
Edwards, B-H	21:58
Raab, SJ-O	22:01
Snyder, Clinton	22:04
Pridemore, SJ-O	22:06
Silva, Tuscola	22:12
Vavrin, STM	22:12
Beaty, Centennial	22:17
Tracy, Monticello	22:18
Clavey, STM	22:26
Sharabou, Tuscola	22:29
Alvarez, O/A-P	22:47
Cooper, Danville	22:54
Elkins, SJ-O	23:00
Howse, Clinton	23:02
Withers, Rantoul	23:04
Householder, M-S	23:07
Graham, Uni High	23:09
Gregory, SJ-O	23:10
Gross, STM	23:22
Irvin, Clinton	23:23
Spillman, Tuscola	23:23
Waltermire, Unity	23:24
Turner, O/A-P	23:31
Rodgers, O/A-P	23:33
Smith, Tuscola	23:33
Bener, PBL	23:37
X. Johnson, Rantoul	23:37
Bensken, Uni High	23:40
Pauley, M-S	23:44
Jo. Williams, M-S	23:45
Johns, VG	23:48
C. Williams, M-S	23:49
Wagner, B-H	23:58

Ogden, PBL	23:59
------------	-------

GIRLS (3-mile courses)

RUNNER, TEAM	TIME
Whitehouse, M-S	19:32
Kaefering, Centennial	19:42
Wright, Central	19:43
Houska, Monticello	20:16
Vipond, Centennial	20:16
T. Welle, STM	20:32
Tutich, Monticello	20:35
Pridemore, SJ-O	20:42
Duncan, Monticello	20:52
Utgard, Monticello	20:56
Foley, Monticello	21:00
Neisen, M-S	21:00
Carter, Danville	21:01
Elliott, Danville	21:04
Renfroe, Unity	21:25
Lessaris, Central	21:37
Strong, Prairie Central	21:39
Gawthorp, SJ-O	21:41
Pommier, M-S	21:46
Fisher, SJ-O	21:51
Steidinger, Prairie Central	21:51
Shinew, Central	22:06
J. Welle, STM	22:08
Sumbory, Unity	22:09
Ponder, Tuscola	22:14
Tender, Uni High	22:14
Powers, Clinton	22:26
Miller, Central	22:29
Schrieber, Central	22:30
Jordan, Central	22:49
Shirley, Central	22:54
J. Smith, Central	23:01
Ifft, Prairie Central	23:03
McKee, G-RF/C	23:06
Baker, Central	23:09
Kreps, M-S	23:10
Tracy, Monticello	23:10
Carter, Monticello	23:11
Douglas, Monticello	23:12
Ingram, G-RF/C	23:16
White, Danville	23:17
Cleveland, Danville	23:20
Bloomquist, PBL	23:25
Greaser, Centennial	23:25
Janson, Centennial	23:26
Hopper, Central	23:31
Combs, Rantoul	23:44
Huffman, Clinton	23:44
Mannen, Tuscola	23:50
Wright, O/A-P	23:54
A. Singer, A-I	23:58
Docherty, Monticello	24:01
Walch, Uni High	24:09
Sroka, Central	24:21
Dulin, B-H	24:33
Casidy, G-RF/C	24:35
Thompson, Central	24:40
Stauch, Uni High	24:43
McMillan, Danville	24:41

Orcutt, SJ-O	24:45
Steffes, Monticello	24:46
Paap, SJ-O	24:48
Feng, Uni High	24:50
Jones, Monticello	24:51
zMiles, Clinton	24:56
Hustedt, PBL	25:03
Siltman, Clinton	25:03
Gunderson, Central	25:25
Rosenbaum, Uni High	25:29
M. Singer, A-L	25:40
J. Smith, O/A-P	25:40
Smetzer, SJ-O	25:46
Brooks, SJ-O	25:51
Ellis, PBL	25:52
Jarboe, PBL	25:53
Ruick, SJ-O	25:57
O'Brien, Central	25:59
Smith, Monticello	26:00
Weaver, Tuscola	26:10
Sunderland, Central	26:21
Trellakis, Uni High	26:30
Tabeling, Tuscola	26:33
Larson, Schlarman	26:37
Davis, Danville	26:47
Huckstadt, Schlarman	26:48
P. Johnson, PBL	26:59
Hale, G-RF/C	27:00
Hajek, Uni High	27:01
Kuester, PBL	27:02
Kirilich, B-H	27:03
Chang, Uni High	27:09
Ferreira, Uni High	27:20
Elkins, SJ-O	27:43
Winkler, B-H	27:46
E. Cler, VG	27:49
A. Chang, Uni High	27:56
Yang, Uni High	27:57
Maggio, STM	27:58
Bolger, STM	28:06
Coady, PBL	28:08
Hardy, B-H	28:13
Hill, SJ-O	28:14
Mowrer, PBL	28:15
LaPayne, VG	28:18
Larsen, O/A-P	28:27
Price, VG	28:37
Shutt, Danville	28:49
Laros, Central	28:52
A. Smith, O/A-P	29:06
R. Cler, VG	29:15
Rund, Tuscola	29:48
Glabzik, PBL	30:00
Hix, Danville	30:00
Martin, Tuscola	30:00
Webb, O/A-P	30:12

Note: Individuals not updated and teams not represented are those whose coaches did not submit information. Questions? Email Bob Jones at bjones@news-gazette.com.

AREA PREP CROSS-COUNTRY LEADERS

Boys (3-mile courses)

RUNNER, SCHOOL	TIME	SHAMBHAG, UNI HIGH	RUBARTS, PBL	FARMSWORTH, G-RF/C	VIPOND, CENTENNIAL	19-39	DOUGLAS, MONTICELLO	21-20	MOWER, PBL	22-52
Leverenz, Danville	14:50	Montgomery, Monticello	Vesely, PBL	Kemp, Tuscola	Gawthorp, S-O	19:45	Baugh, G-RF/C	21:21	Moxley, M-S	22:36
Halm, Schlarman	14:59	White, Central	Anderson, S-O	Mesplay, Monticello	Fisher, S-O	19:51	Brucker, Unity	21:29	Shirley, Central	22:39
Hess, STM	15:04	T. Smith, A-O	Hyatt, Central	Wilson, B-H	Cleveland, Danville	20:09	Cd. Nuzzo, SOV	21:38	Bray, Hoopston Area	22:40
Hanselman, Monticello	15:13	Way, Danville	Appelquist, M-S	Appelquist, M-S	Renfro, Unity	20:09	Dodds, Unity	21:41	Hustadt, PBL	22:40
Strones, M-S	15:14	Young, Central	Goald, Prairie Central	By. Brinkley, G-RF/C	V. Brooks, S-O	20:10	Duffa, Uni High	21:42	Jones, Monticello	22:45
Schapp, M-S	15:15	Allsup, Prairie Central	By. Brinkley, G-RF/C	Hendrickson, A-L	Kassvetke, S-O	20:17	Carmien, STM	21:44	Steffes, Monticello	22:45
D. Knipfer, S-O	15:36	R. Decker, Unity	Hendrickson, A-L	Savage, B-H	J. Welle, STM	20:18	Huffman, Clinton	21:45	Bowman, SOV	22:46
Russell, M-S	15:37	Rice, O/A-P	Connolly, B-H	Connolly, B-H	Kelley, STM	20:19	Mehra, M-S	21:50	Thompson, Central	22:48
Hummer, Danville	15:40	Campbell, Tuscola	Rieds, PBL	Rieds, PBL	Lessaris, Central	20:24	Baker, Central	21:52	Jordan, Central	22:49
Earnst, A-L	15:41	Nigg, S-O	Owen, G-RF/C	Owen, G-RF/C	Tender, Uni High	20:27	Janson, Centennial	21:52	McClain, SOV	22:50
Keable, M-S	15:46	Brocato, PBL	Blissett, Centennial	Blissett, Centennial	Vialsten, Unity	20:30	Miles, Clinton	21:56	Murphy, SOV	22:50
Galaway, Monticello	15:49	Hwu, Uni High	Bolger, STM	Bolger, STM	Seller, Unity	20:33	Carter, Monticello	21:59	Mann, Tuscola	22:54
Helfrich, STM	15:49	Chupp, M-S	P. Woods, Central	P. Woods, Central	Steidinger, Prairie Central	20:36	Fried, M-S	21:59	Munro, Urbana	22:56
J. Davis, O/A-P	15:58	Seeley, Danville	C. Cary, Monticello	C. Cary, Monticello	Wood, Shilo	20:37	J. Smith, Central	22:04	Stumborg, Urbana	22:57
Porter, PBL	16:00	Cooley, Danville	Ping, Unity	Ping, Unity	Robinson, SOV	20:42	Cl. Nuzzo, SOV	22:06	Gunderson, Central	22:58
Robson, Uni High	16:00	L. Avenatti, G-RF/C			Shinew, Central	20:42	Dulin, B-H	22:14	S. Smith, Shilo	23:01
Grozler, S-O	16:01	Sills, Central			Bloomquist, PBL	20:53	Tracy, Monticello	22:14	Razo, Prairie Central	23:04
Gunther, Uni High	16:01	Waldhoff, SOV			Pommier, M-S	20:55	E. Melchior, S-O	22:18	Davis, Danville	23:05
Powell, M-S	16:05	Barillas, Clinton			Greaser, Centennial	20:57	Remmert, Monticello	22:19	Marshall, SOV	23:09
Miller, Centennial	16:06	Alkton-Veagle, Uni High			Ponder, Tuscola	20:57	Stewart, SOV	22:19	Stauch, Uni High	23:11
Desantis, Centennial	16:08	Furchich, Monticello			Hudson-Rasmussen, Uni	20:58	Luffen, Centennial	22:20	A. Singer, A-L	23:14
Kelley, STM	16:08	Ewing, Danville			Kozlowski, Uni High	21:05	Collard, STM	22:23	Ingram, G-RF/C	23:16
Norvell, Monticello	16:09	Masters, Prairie Central			Powers, Clinton	21:05	Ellis, PBL	22:23	White, Danville	23:17
Young, PBL	16:10	Cowan, PBL			Strong, Prairie Central	21:08	S. Melchior, S-O	22:24	McQueen, Urbana	23:19
Shirley, Central	16:13	Hennen, A-O			C. Ifft, Prairie Central	21:09	Dewine, Central	22:24	Walch, Uni High	23:20
Hanson, M-S	16:16	Higgs, Uni High			Kreps, M-S	21:10	Gewirth, Uni High	22:25	D. Matson, Prairie Central	23:22
Remington, STM	16:17	Vakil, M-S			Eisenmenger, Unity	21:13	McKee, G-RF/C	22:25	Boyer, STM	23:25
Woodard, Unity	16:17	Butler, M-S			McWilliam, Danville	21:14	B. Miller, Centennial	22:25	Larson, Schlarman	23:25
Thompson, S-O	16:22	Carman, SOV			Brown, Hoopston Area	21:17	Sa. Anders, SOV	22:29	Tomczewski, SOV	23:26
		Kupferschmid, M-S			C. Dodds, STM	21:18	Wzsaiek, STM	22:30	Tabeling, Tuscola	23:28
		Horn, STM			Combs, Rantoul	21:39	S. Matson, Prairie Central	22:30	Jarboe, PBL	23:28
					Miller, Central	21:39	Schrieber, Central	22:30	Hopper, Central	23:31

Girls (3-mile courses)

ELLIOTT, DANVILLE	18:25	ELLIOTT, DANVILLE	18:25
Houska, Monticello	18:38	Houska, Monticello	18:38
T. Welle, STM	18:45	T. Welle, STM	18:45
Whitehouse, M-S	18:53	Whitehouse, M-S	18:53
Pridemore, S-O	18:55	Pridemore, S-O	18:55
Hanson, M-S	19:07	Hanson, M-S	19:07
Turich, Monticello	19:07	Turich, Monticello	19:07
Wright, Central	19:08	Wright, Central	19:08
Foley, Monticello	19:08	Foley, Monticello	19:08
R. Kaefring, Centennial	19:17	R. Kaefring, Centennial	19:17
Utzgaard, Monticello	19:29	Utzgaard, Monticello	19:29
Duncan, Monticello	19:34	Duncan, Monticello	19:34
Neilsen, M-S	19:35	Neilsen, M-S	19:35
Carter, Danville	19:38	Carter, Danville	19:38

AREA PREP CROSS-COUNTRY LEADERS

Boys

(3-mile courses)

RUNNER, SCHOOL	TIME	T. Smith, A-O	16:16	Waldhoff, SOV	17:12	Carter, Danville	19:38	Tracy, Monticello
Leverenz, Danville	14:46	Allsup, Prairie Central	16:17	Carman, SOV	17:14	Vipond, Centennial	19:39	Douglas, Monticello
Schaap, M-S	14:47	Montgomery, Monticello	16:21	Holmes, Danville	17:15	Seiler, Unity	19:44	Fried, M-S
Smoes, M-S	14:47	Thompson, SJ-O	16:22	Peirce, Centennial	17:15	Kassuelke, SJ-O	19:50	Strong, Prairie Central
Hahne, Schlarmann	14:59	White, Central	16:22	Pennachio, STM	17:16	E. Melchior, SJ-O	19:51	Baugh, Chrisman/GRF
Hess, STM	15:01	Shanbhag, Uni High	16:24	Rubarts, PBL	17:16	Tender, Uni High	19:56	Dutta, Uni High
Hanselman, Monticello	15:11	Dodds, Unity	16:26	Vesely, PBL	17:16	J. Welle, STM	20:00	Stewart, SOV
Helfrich, STM	15:24	Grey, O/A-P	16:27	R. Decker, Unity	17:17	Powers, Clinton	20:06	Brown, Hoopeston Area
J. Davis, O/A-P	15:27	Avashia, Central	16:28	Anderson, SJ-O	17:18	Cleveland, Danville	20:09	Collard, STM
D. Knipfer, SJ-O	15:36	Lehman, SOV	16:28	Butler, M-S	17:18	V. Brooks, SJ-O	20:10	Cd. Nuzzo, SOV
Russell, M-S	15:37	Shedelbower, Centennial	16:30	C. Cary, Monticello	17:19	C. Ifft, Prairie Central	20:12	C. Dodds, STM
Eamst, A-L	15:40	Furchich, Monticello	16:31	Savage, B-H	17:19	Hudson-Rasmussen, Uni High	20:13	Combs, Rantoul
Hummer, Danville	15:40	Hettinger, A-L	16:32	Way, Danville	17:19	Munro, Urbana	20:13	McKee, Chrisman/GRF
Powers, STM	15:40	Hyatt, Central	16:32	Young, Central	17:20	Cl. Nuzzo, SOV	20:15	Remmert, Monticello
Galaway, Monticello	15:43	Iverson, PBL	16:33	Hendrickson, A-L	17:21	Brucker, Unity	20:19	Janson, Centennial
Remington, STM	15:44	Wolf, M-S	16:35	Ping, Unity	17:22	Mehta, M-S	20:20	McQueen, Urbana
Kelley, STM	15:45	Yockey, Uni High	16:36	Blissett, Centennial	17:24	Pommier, M-S	20:20	Carmien, STM
Keeble, M-S	15:46	Hemmen, A-O	16:37			Greaser, Centennial	20:21	Miles, Clinton
Norvell, Monticello	15:52	Gateley, Unity	16:40			Kozlowski, Uni High	20:21	S. Melchior, SJ-O
Godsell, Unity	15:55	Huff, Urbana	16:40			Miller, Central	20:21	S. Matson, Prairie Central
Ponder, Tuscola	15:55	Carlton, M-S	16:42			Kreps, M-S	20:22	Stumborg, Unity
Shirley, Central	15:59	Poff, SJ-O	16:42			Shinew, Central	20:28	Gewirth, Uni High
Porter, PBL	16:00	Evans, Tuscola	16:44			Walsten, Central	20:28	Hopper, Central
Robison, Uni High	16:00	Hinton, Central	16:45			Walsten, Unity	20:28	Luijten, Centennial
Chupp, M-S	16:01	W. Avenatti, Chrisman/GRF	16:47			Eisenmenger, Unity	20:32	Slauch, Uni High
Crozier, SJ-O	16:01	Horn, STM	16:48			Walter, Prairie Central	20:32	B. Miller, Centennial
Gunther, Uni High	16:01	Crawford, SJ-O	16:49			Steidinger, Prairie Central	20:34	Moxley, M-S
Ja. Williams, M-S	16:02	Guido, SJ-O	16:55			Wood, Shiloh	20:36	Ellis, PBL
Miller, Centennial	16:03	Hyde, M-S	16:55			Robinson, SOV	20:37	Carter, Monticello
Woodard, Unity	16:03	M. Knifper, SJ-O	16:55			Shirley, Central	20:44	Bowman, SOV
Powell, M-S	16:05	Bolger, STM	17:01			Huffman, Clinton	20:46	A. Singer, A-L
DeSantis, Centennial	16:08	Sills, Central	17:01			J. Smith, Central	20:50	McClain, SOV
McClurg, Clinton	16:11	Baker, Unity	17:03			Bloomquist, PBL	20:51	Davis, Danville
Kasten, Central	16:12	Kupferschmid, M-S	17:03			Dodds, Unity	20:51	Dulin, B-H
Young, PBL	16:13	Biddle, Monticello	17:05			Wzsalek, STM	20:52	Bray, Hoopeston Area
Hanlon, M-S	16:16	Keller, M-S	17:07			McMillian, Danville	20:54	C. Wright, O/A-P
		R. Johnson, SOV	17:09			Ponder, Tuscola	20:55	Tomczewski, SOV
		M. Wagner, B-H	17:11			Baker, Central	20:59	Devine, Central

Girls

(3-mile courses)

RUNNER, TEAM	TIME
Elliott, Danville	17:50
Houska, Monticello	18:03
Whitehouse, M-S	18:13
Wright, Central	18:15
Foley, Monticello	18:22
Tutich, Monticello	18:31
Pridmore, SJ-O	18:35
Ulgaard, Monticello	18:35
T. Welle, STM	18:38
R. Kaefring, Centennial	18:53
Duncan, Monticello	18:55
Nielsen, M-S	19:04
Hanlon, M-S	19:07
Renfro, Unity	19:15
Gawthorp, SJ-O	19:22
Fisher, SJ-O	19:23
Kelley, STM	19:29
Lessaris, Central	19:30

U High boys, girls sweep in Corn Belt

Mahomet's Smoes, Pioneers' Billingsley individual champs

By Randy Sharer
rsharer@pantagraph.com

STANFORD — The showdown between the No. 6-state ranked University High School boys cross country team and No. 5 Mahomet-Seymour lived up to its hype in the Corn Belt Conference Meet on Monday.

The Bulldogs, who had not won since joining the league in 1986, had topped U High twice earlier, most recently by a point at Metamora on Oct. 6.

This time U High came out on top, 37-39, to win its sixth consecutive conference crown. It was the closest race for first since 2006 when Central Catholic edged U High, 44-45.

Mahomet-Seymour lost despite a 1-2 finish from junior Forrest Smoes and senior Jonathan Schaap, who toured the 3-mile course in 15 minutes, 7 seconds and 15:13, respectively.

"We knew it was going to be really close with Mahomet," said Pioneer coach Lester Hampton. "They are such a really good team."

In the girls division, No. 2-ranked U High won its third consecutive title with 20 points, 59 ahead of No. 23-ranked Mahomet-Seymour.

The Pioneers were sparked by a 1-2 finish from junior Sydney Billingsley (18:07) and freshman Shannon Supan (18:23).

"We knew if we just ran our race, we would be fine," Hampton said.

As expected in the boys race, Pontiac's terrific trio of Zac Justus (5th, 15:30), Josh McCoy (6th, 15:33) and Shawn Milhauser (7th, 15:35) had a say in the team outcome.

"One of the keys was definitely Adam Bruno passing the Pontiac kids because I knew they could throw a wrinkle into things," said Hampton, who saw Bruno run fourth in 15:25. "If they beat our guys, but didn't beat the guys up front from Mahomet, that would cause problems for us."

Also scoring for the Pioneers were Brendan Hoskins in third (15:21), J.D. Lafayette in eighth (15:36), defending champion Wesley Ward in 10th (16:53) and Eli Hill in 12th (15:58).

U High got a lift from No. 6 man Joe Clay, who was 14th (16:10), two spots ahead of the Bulldogs' fifth man.

"They just ran a phenomenal race," said Bulldog coach Neal Garrison of the Pioneers. "They are a good team, but they are re-

ally great when they need to be great."

The victory was the first of Smoes' career and his time was a career best. Only once before had he beaten Schaap, who celebrated his 18th birthday.

The duo sped the opening miles in 4:59 and 5:07. Smoes pulled away early during a 5:01 final mile to become the first Bulldog champion since Kyle Emkes in 2000.

"My plan was to go with my teammate and just kind of run together like we do in practices," Smoes said.

In the girls race, Billingsley wanted to redeem herself after finishing third in 2011. She was with last year's runner-up, Faith Weiland of Central Catholic, while reaching the two-mile mark in 12:03. A quarter mile later, Billingsley took off and Weiland faded to third in 18:32.

"I felt good today so I just wanted to make the best of the (ideal) weather," Billingsley said. "In the postseason, I'm not too concerned about time. It's all about place. I kind of threw time out the window today and just ran."

Other Pioneer scorers were Alex Walsh (5th, 18:48), Ashley Lafayette (7th, 19:04) and Morgan

Report



The Pantagraph/RANDY SHARER

Mahomet-Seymour High School's Forrest Smoes, right, speeds past the two-mile mark with teammate Jonathan Schaap by his side during Monday's Corn Belt Conference Cross Country Meet at Stanford. Smoes clocked a career-best of 15 minutes, 7 seconds on the 3-mile course while Schaap placed second in 15:13.

Cross (8th, 19:28). U High's No. 6 and 7 girls, Christy Hulett (9th, 19:48) and Madigan Landess (12th, 20:42), beat everyone else's No. 3 runners.

Defending champion Alex Van Hoof of Central Catholic, the 2011 1A state runner-up, was with the leaders through a 5:50 opening mile, but dropped out soon after, citing mental reasons.

"I think the pressure got to me a lot last year," Van Hoof said. "So this year that really took its toll in the beginning of the season and now I'm just trying to catch up a little. So that got to me today, I think."



Junior Sydney Billingsley led University High School to victory by winning Monday's Corn Belt Conference Cross Country Meet at Stanford in 18 minutes, 7 seconds for 3 miles.

Three area boys break 15:00 mark

By Randy Sharer
rsharer@pantagraph.com

PEORIA — Since the state cross country meet course was lengthened to 3 miles in 1971, only 20 Pantagraph area boys have broken 15 minutes at Detweiler Park.

Joining that elite club in the 67th state meet on Saturday were Mahomet-Seymour High School's Johnathan Schaap and Forrest Smoes and University High's Brendan Hoskins.

Schaap took 10th in Class 2A in 14:47, the No. 5 Detweiler time in area history, while Smoes finished 11th in 14:48, tying the area's No. 6 mark.

Hoskins sped 14:57 in 20th, slicing a second from Ryan Rutherford's 2010 school record. Hoskins helped the No. 6-ranked Pioneers finish eighth with 230 points, while No. 7 Mahomet-Seymour took 11th with 291.

Rounding out Corn Belt Conference efforts was No. 20 Pontiac in 15th (377). Top-ranked Chicago Jones won with 85.

"It's certainly not what we were hoping for, but as far as I'm concerned, there is no disappointment with this class," said U High coach Lector Hampton, who was seeking a

achieved some phenomenal things."

Hoskins blitzed the first mile in 4:45 and led heading into the race's middle-mile loop.

"That says everything I need to know about that kid in terms of the guts that he has," Hampton said.

"I might not have run the smartest first mile because I was leading the race, but it all worked out," said Hoskins, 44th a year ago in 15:38.

Schaap, 25th last year in 15:18, became the top finisher in school history, topping Mark Johnson's 15th in the single-class meet of 1974.

"I worked hard all year and it's nice to see it pay off," said Schaap, who missed Johnson's 3-mile school record by :06.

Smoes shadowed Schaap most of the way.

"I passed him for a little bit and he passed me at the end," Smoes said. "I gave it everything I had today so I did what I could do."

Four Bulldogs ran season bests compared to two in last year's fifth-place effort.

"I was pretty pleased," said Coach Neal Garrison. "We've never had two all-staters in the same year."

Smoes was the fifth junior. The first 11th grader, Glenbard West's John Wold, won in 14:16. The 11th junior was Pontiac's Zac Inette in

seconds shy of a medal.

"We were hoping we could get in the top half today," said Pontiac coach Mike Lucas, whose team was ranked 20th. "As a coach I am thrilled for them."

BHS coach John Szabo was happy to see Keith Meyer clock 15:05, 12 seconds under his old best, but sad Meyer finished 26th, one second and one place from all-state honors.

"Keith Meyer ran the race of his life," said Szabo, whose school has only had four run faster in the state meet. "There were three of them battling for that last medal."

In Class 1A, Olympia junior Ryan Van Dyke won his medal battle, taking 20th in 15:24. Only six non-seniors finished higher and only John Neisler's 2005 time of 15:23 ranks higher in school history.

"I've had this picture in my mind all season of going all-state," said Van Dyke, whose No. 19-ranked team finished 17th (401). "To finally come here and do it feels amazing."

The 12th non-senior was Heyworth junior Cade Martens in 27th (15:31). Beecher's Grant Nykaza won in 14:22 while Champaign St. Thomas More took the team title with 82.

In 3A, Elmhurst York won its 28th title with 82 points and Jack Keelan of St. Ignace had the top time of any

**Overall Boys Runnin Red Black Partridge Park
Best 25 Times ran on Black Partridge Park - 2.94 Miles**

11/13/12

	Date	Name	School	Time
1	10/10/87	Mark Scheirer	Metamora	14:18.7
2	10/07/95	Jon Chermack	Palatine	14:27.9
3	10/11/86	Mark Scheirer	Metamora	14:28.0
4	10/15/80	Larry Finch	Metamora	14:30.0
5	10/11/80	Larry Finch	Metamora	14:31.0
6	10/09/93	Adam White	Notre Dame (Peoria)	14:35.2
7	10/10/98	Nathan Purcell	Salem	14:35.3
8	10/07/95	Chris Rodriguez	Waubonsie Valley	14:38.9
9	10/13/84	Troy Maddux	Streator Woodland	14:39.1
10	10/07/89	Robert Watson	Palatine	14:41.6
11	10/06/12	John Wold	Glenbard South	14:41.7
12	10/12/91	John Weigel	Metamora	14:42.2
13	10/12/96	Justin Young	Richwoods (Peoria)	14:44.6
14	10/07/89	John Weigel	Metamora	14:44.8
14	10/06/90	John Weigel	Metamora	14:44.8
16	10/09/93	Jon Chermack	Palatine	14:46.6
17	10/07/95	Brendan Corrigan	Richwoods (Peoria)	14:47.9
18	10/15/83	Mark Oberle	Morton	14:48.0
19	10/11/80	John Jacobson	Cornell	14:49.0
19	10/16/82	Keith Bruch	Normal Community	14:49.0
19	10/07/89	Joe McEnroe	Notre Dame (Peoria)	14:49.0
22	10/09/99	Nic Rogers	Richwoods (Peoria)	14:50.0
23	10/06/12	Jonathan Schaap	Mahomet Seymour	14:50.2
24	10/08/88	Tim Bass	Normal Community	14:50.9
25	10/11/80	Mike Clark	Tonica	14:51.0



MAHOMET-SEYMOUR
BOYS CROSS COUNTRY



Mahomet-Seymour Boys Cross Country Hall of Fame

<u>Coach John King</u>	2010 Inductee
<u>Coach Merv Correll</u>	2010 Inductee
<u>Jenny Johnson</u>	2010 Inductee
<u>Mark Johnson</u>	2010 Inductee
<u>Dan Nielsen</u>	2010 Inductee
<u>Josh Mock</u>	2011 Inductee
<u>Mark Wieneke</u>	2011 Inductee
<u>Phil Alexander</u>	2012 Inductee
<u>Craig Brownfield</u>	2012 Inductee
<u>Neil Mathis</u>	2012 Inductee

Our first annual Hall of Fame Induction Ceremony was held on Tuesday, November 6, 2012 at 6:00 pm in the high school auditorium.

2012 Hall of Fame Induction Ceremony

MAHOMET-SEYMOUR
BOYS CROSS COUNTRY




2012 Boys Cross Country End of the Season Award Winners

Fastest Freshman Runner	Alex Keeble
Fastest Sophomore Runner	Jackson Powell
Fastest Junior Runner	Forrest Smoes
Fastest Senior Runner	Jonathan Schaap
Fastest First Year Runner	Matthew Chupp
Most Improved F/S Runner	William Wolf
Most Improved Runner	James Williams
Most Valuable F/S Runner	Alex Keeble
Most Valuable Runner	Jonathan Schaap & Forrest Smoes
Bulldog Award	Jonathan Schaap & Forrest Smoes
Team Spirit Award	Kyle Appelquist
Clydesdale Award	Christopher Williams
Sportsmanship Award	Trevor Hanlon
Scholar/Athletes	Trevor Hanlon
	Kenny Pauley
	Jackson Powell
	William Wolf
	Daniel Middendorf
	Ethan Russell
	Forrest Smoes
	Dhairav Vakil
	James Williams
	Bobby Butler
	Jonathan Schaap
	John Williams
	Forrest Smoes
	Jonathan Schaap
	Ethan Russell
	Kyle Appelquist
	Bobby Butler
	Mason McAnally
250 Mile Club	Jack Hyde
300 Mile Club	Niko Householder
300 Mile Club	Trevor Hanlon
400 Mile Club	Daniel Middendorf
400 Mile Club	William Wolf
400 Mile Club	Nathaniel Cebulski
500 Mile Club	Alex Keeble
500 Mile Club	Bobby Butler
600 Mile Club	Chris Carlton
600 Mile Club	Jackson Powell
600 Mile Club	Jonathan Schaap
700 Mile Club	Kyle Appelquist
700 Mile Club	Dhairav Vakil
700 Mile Club	James Williams
Most Consecutive Days	

800 Mile Club	Ethan Russell
1000 Mile Club	Forrest Smoes
1000 York Mile Club	Kyle Appelquist
	Bobby Butler
	Ethan Russell
	Forrest Smoes
	Dhairav Vakil
Old Dog Club	Chris Carlton
	Matthew Chupp
	Trevor Hanlon
	Alex Keeble
	Jake Keller
	Curt Kupferschmid
	Jackson Powell
	Ethan Russell
	Jonathan Schaap
	Forrest Smoes
	James Williams
	William Wolf
All Conference	Forrest Smoes
	Jonathan Schaap
	Ethan Russell
Top 10 in Regional	Forrest Smoes
Top 10 in Regional	Jonathan Schaap
Top 10 in Regional	Ethan Russell
Top 10 in Regional	Alex Keeble
All-Sectional - Top 10	Jonathan Schaap
All-Sectional - Top 10	Forrest Smoes
All-State - Top 25	Jonathan Schaap
All-State - Top 25	Forrest Smoes
14 Minute 3 Mile Club	Jonathan Schaap
14 Minute 3 Mile Club	Forrest Smoes
15 Minute 3 Mile Club	Ethan Russell
15 Minute 3 Mile Club	Alex Keeble
15 Minute 3 Mile Club	James Williams
16 Minute 3 Mile Club	Trevor Hanlon
16 Minute 3 Mile Club	Jackson Powell
16 Minute 3 Mile Club	William Wolf
16 Minute 3 Mile Club	Jack Hyde
16 Minute 3 Mile Club	Matthew Chupp
16 Minute 3 Mile Club	Jake Keller
16 Minute 3 Mile Club	Bobby Butler
16 Minute 3 Mile Club	Curt Kupferschmid
Brent Johnson True Grit Award	Dhairav Vakil
Captain Pins	Kyle Appelquist
	Bobby Bulter
	Chris Carlton
	Ethan Russell
	Jonathan Schaap
	Forrest Smoes
	James Williams
Freshman Numerals	Niko Householder

	Jack Hyde
	Alex Keeble
	Jake Keller
	Joey Magyar
	Mason McAnally
Certificate Winners	Niko Householder
	Kenny Pauley
	Christopher Williams
1st Year Letter Winners	Matthew Chupp
	Trevor Hanlon
	Jack Hyde
	Alex Keeble
	Jake Keller
	Joey Magyar
	Mason McAnally
	Jackson Powell
2nd Year Letter Winners	Nathaniel Cebulski
	Jeff Coburn
	Ryan Huff
	Daniel Middendorf
	John Williams
	William Wolf
3rd Year Letter Winners	Kyle Appelquist
	Chris Carlton
	Curt Kupferschmid
	Ethan Russell
	Forrest Smoes
	Dhairav Vakil
	James Williams
4th Year Letter Winners	Bobby Butler
	Jonathan Schaap
Most Improved Over a Career	Daniel Middendorf
	Nathaniel Cebulski
	John Williams
	James Williams
	Jonathan Schaap

2012 Boys Cross Country Letter Policy & Points



In the past years our team has had a policy that we only letter the top 7 runners. This policy was put in place using the logic that a varsity team consists of 7 runners. A team can only enter 7 runners in regional and only 7 runners can represent the team in most meets where they have a separate varsity race. When we had 8 to 12 runners on the team this policy was very appropriate. As our team improves, it becomes increasingly harder to be in the top 7 runners. A runner on a good team may not actually be in the top 7 of our team when in past years they could have been. Along those same lines, if our team is especially strong, our runners who are not in the top 7 would actually be in the top 7 of another school's team and have been a varsity letter winner at that school. To account for these factors, we have tried to use a letter system that seems to be the most fair system I have seen. We borrowed this concept from St. Joseph-Ogden's cross country team that has one of the longest winning streaks in IHSA history. SJO found that some years they lettered around 7 runners. In their more competitive years, they tended to letter more runners.

Our runner will earn a letter if they earn a total of 20 or more varsity points in one season. A runner earns 1 point for each number 5 runner they beat from another teams. They can only earn a maximum of 1 point for each opposing team. If the competitor's team has fewer than 5 runners, our runner earns 1 point if they beat their slowest runner. If we run our runners in a fresh/soph race, we will compare their time to the varsity race on that same day. The logic behind this system is that our runners would be not only varsity for another school on that day, but also would be in their top 5 runners and also be a point earner for their team.

2012 Letter Points

The following are the amount of points earned in each of the meets this year.

	Ch	Spr	ND	EP	Me	Con	Reg	Sec	St	
Bobby Butler	9	15	0	16	19	5	-	-	-	64
Matthew Chupp	10	15	22	16	22	6	8	20	-	119
Jonathan Schaap	11	19	65	18	26	7	8	20	-	174
John Williams	0	2	0	0	0	0	-	-	-	2
Kyle Appelquist	9	0	0	4	6	4	-	-	-	23
Chris Carlton	11	15	34	17	22	5	-	-	-	104
Nathaniel Cebulski	4	10	9	6	6	1	-	-	-	36
Jeff Coburn	0	0	7	6	6	1	-	-	-	20
Curt Kupferschmid	4	15	22	13	21	6	-	-	-	81
Daniel Middendorf	4	13	9	7	10	2	-	-	-	47
Ethan Russell	11	19	61	18	26	7	8	20	-	170
Forrest Smoes	11	19	65	18	26	7	8	20	-	174
Dhairav Vakil	10	0	0	0	0	0	-	-	-	10
James Williams	11	18	39	18	25	6	8	20	-	145
Trevor Hanlon	11	18	43	0	0	0	-	-	-	72
Ryan Huff	3	7	0	4	6	0	-	-	-	20
Kenny Pauley	0	2	0	1	0	0	-	-	-	3
Jackson Powell	11	18	50	0	22	6	5	19	-	131
Christopher Williams	0	1	0	2	2	0	-	-	-	5
William Wolf	10	16	38	16	22	0	-	-	-	102
Niko Householder	0	2	2	2	3	0	-	-	-	9
Jack Hyde	10	16	32	16	16	5	-	-	-	95
Alex Keeble	11	18	60	18	26	7	8	0	-	148
Jake Keller	10	15	30	16	18	6	-	-	-	95
Joey Magyar	7	14	0	11	13	2	-	-	-	47
Mason McAnally	7	13	9	8	10	4	-	-	-	51

Past Letter Points

2010	2011	2012							
		2002	2003	2004	2005	2006	2007	2008	2009



1st Year Varsity Letter Winners

2010
 Kyle Appelquist
 Chris Carlton
 Jeff Coburn
 Curt Kupferschmid
 Ethan Russell
 Forrest Smoes
 Dhairav Vakil
 James Williams

2011
 Nathaniel Cebulski
 Ryan Huff
 Daniel Middendorf
 Cale McCormick
 John Williams
 William Wolf

2012
 Matthew Chupp
 Trevor Hanlon
 Jack Hyde
 Alex Keeble
 Jake Keller
 Joey Magyar
 Mason McAnally
 Jackson Powell

2005
 Austin Beck
 Blake Colclasure
 Jonathan Hunter
 Andrew Kumler
 Joe Logan
 Jacob Mahaffey
 Clay Mitchem
 Jared Sanders
 Jared Willard

2006
 Woody Boero
 Kurt Bucker
 Alex Charter
 Phil Dempsey
 Dale Donoho
 Jacob Jarrett
 Caleb Johnson
 Michael Mansfield
 Thomas Thoren
 Alex Williams

2007
 Sean Buchanan
 Jared Kingry
 Evan Monson
 Joe Nusbaum
 John Prillaman
 Zach Rausch

2008
 John Butcher
 Evan Forbes
 Elijah Johnson
 Lucas Prather
 Matthew Schaap
 Mayand Vakil
 Henry Wolf

2009
 Bobby Butler
 Tray Kipp
 Dan Lewis
 Ryan Pintar
 Lucas Rose
 Jonathan Schaap
 Ryne Swenson


2001
 Alex Clawson
 C.J. Fall

2002
 Brent Johnson
 Patrick Kirwan

2003
 Dustin Campbell
 Kevin Koenig
 Troy Pittman
 Justin Sebens
 Nick Sellers
 Brandon Smith
 Matt Williams

2004
 Brandon Balazi
 Kiel Castor
 Justin Ernst
 Matt Forshey
 Adam Gorsuch
 Brandon Keeney
 Dustin Kinkelaar
 Andrew Kumler
 Devin Lyons
 Anthony Nickrent
 Steve Roberts
 Jeremy Schmitz
 Gabe Walder
 Chad Whitfield
 Phil Wilson
 Aaron Yost

I do not have records before 2001.



2nd Year Varsity Letter Winners

2010
 Bobby Butler
 Dan Lewis
 Jonathan Schaap
 Ryne Swenson

2011
 Kyle Appelquist
 Chris Carlton
 Jeff Coburn
 Curt Kupferschmid
 Ethan Russell
 Forrest Smoes
 Dhairav Vakil
 James Williams

2012
 Nathaniel Cebulski
 Jeff Coburn
 Ryan Huff
 Daniel Middendorf
 John Williams
 William Wolf

2005
 Brandon Keeney
 Dustin Kinkelaar
 Devin Lyons
 Steve Roberts
 Nick Sellers
 Gabe Walder

2006
 Austin Beck
 Blake Colclasure
 Andrew Kumler
 Joe Logan
 Jacob Mahaffey

2007
 Kurt Bucker
 Alex Charter
 Dale Donoho
 Caleb Johnson
 Thomas Thoren
 Alex Williams

2008
 Joe Nusbaum
 John Prillaman
 Zach Rausch

2009
 John Butcher
 Evan Forbes
 Elijah Johnson
 Lucas Prather
 Mayand Vakil
 Henry Wolf


2001
 Robert Beach
 Jason Riddle
 Taylor Sebestik
 Alex Smith

2002
 C.J. Fall

2003
 Patrick Kirwan

2004
 Dustin Campbell
 Alex Clawson
 Kevin Koenig
 Troy Pittman
 Justin Sebens

I do not have records before 2001.



3rd Year Varsity Letter Winners

2010
John Butcher
Evan Forbes
Elijah Johnson
Lucas Prather

2011
Bobby Butler
Dan Lewis
Jonathan Schaap

2012
Kyle Appelquist
Chris Carlton
Curt Kupferschmid
Ethan Russell
Forrest Smoes
Dhairav Vakil
James Williams

2005
Dustin Campbell
Troy Pittman
Justin Sebens

2006
Brandon Keeney
Dustin Kinkelaar
Devin Lyons
Steve Roberts

2007
Austin Beck
Andrew Kumler
Jacob Mahaffey

2008
Kurt Bucker
Alex Charter
Dale Donoho
Caleb Johnson
Alex Williams

2009
John Prillaman
Zach Rausch


2001
Wes Logan

2002
Robert Beach
Jason Riddle
Taylor Sebestik
Alex Smith

2003
C.J. Fall

2004
Patrick Kirwan

I do not have records before 2001.



4th Year Varsity Letter Winners

2010
John Prillaman

2011
John Butcher
Elijah Johnson
Lucas Prather

2012
Bobby Butler
Jonathan Schaap

2005
None

2006
Troy Pittman
Justin Sebens

2007
Dustin Kinkelaar
Steve Roberts

2008
Austin Beck
Jacob Mahaffey

2009
Caleb Johnson
Alex Williams

2001
None

2002
Wes Logan

2003
Robert Beach
Jason Riddle
Taylor Sebestik
Alex Smith

2004
None


I do not have records before 2001.

MAHOMET-SEYMOUR
BOYS CROSS COUNTRY



Brent Johnson True Grit Award

Year	Award Winner
2012	Dhairav Vakil
2011	Bobby Butler
2010	Elijah Johnson
2009	Lucas Prather
2008	John Butcher
2007	Steve Roberts
2006	Justin Sebens
2005	Jacob Mahaffey
2004	Patrick Kirwan



This award is given in honor of Brent Johnson. Brent Johnson came out for cross country his senior year to get in better shape for wrestling, which was his true passion. Brent was one of the top wrestlers in the history of our school, which has a rich tradition of quality wrestlers. Our cross country team was lucky to get such a talented young man out. Brent had no cross country experience, but did extremely well in the sport due to his True Grit personality. Brent trained and ran with such intensity. What he lacked in experience, he made up for with his pure eye of the tiger attitude. Brent attacked each race as if it were the most important thing to him. His intensity was motivating to his teammates and helped drive them to race even harder. Brent ran most of the season in our top five runners, but he will be most athletically known for having an exceptional True Grit intense attitude he took to the practices and meets he ran.

Brent ran the season with a leg injury. He never complained about it, but you could see the discomfort and pain on his face when it acted up. Brent was a great example of running through adversity. I would often ask him if he needed to sit out part of the workout, as I know he needed to in order to help the leg recover. But, Brent would show great courage and determination as he would grin and bear it and run with the greatest intensity.

Brent had the ultimate chiseled athletic body that came from years of hard work. He had next to no body fat. When he competed he had a face that was stoic as he was focused for battle. What his competitors may not have seen is a softer side that I think is important to share. Some may remember Brent as a warrior, a fierce competitor or as an iron man. Brent was all of these, but he had a caring and kind heart as well. The typical high school male athlete has social pressure to act and be tough at all times. Brent could be tough, but often showed his loving heart. He cared deeply about his family and friends. Brent was not afraid to be vulnerable as he constantly talked about his family. He spoke of how much he loved his parents and what a special bond he had with his mom. Brent constantly talked about how important his younger sister was to him. He talked in practice about how when he got home he looked forward to spending time with his sister doing this and that. When we rode in the homecoming parade, many people saw Brent's mean looking yellow truck. What I got to see was Brent constantly looking out for his younger sister who he knew would be on the side of the road watching the parade. It was moving to see such an intense young man who wasn't afraid to show how much he loved his sister. All the attention he got for having the coolest truck in the parade didn't mean anything to him. What made his day was seeing his sister and getting a chance to wave to her.

In that same parade, Brent allowed his teammates in the back of the truck to throw out a bunch of hats he had to the younger students. Possessions didn't mean that much to him. You could see it gave him great pleasure to make some young persons day by giving them a hat.

Brent was a team player. He understood the importance of a team. He cherished it and embraced it. He cared for his teammates and did what he could to help and encourage them. Brent was given a special award in wrestling during his senior year for never missing a practice for four years. I knew he was committed to the team. One time I was so disappointed in Brent (until I realized the whole story). We had a meet at SJO. The meet was for our top 7 runners only. The whole team came along, but only 7 could race. I had stressed the importance of being on time and Brent knew this. When it was time for the bus to leave, Brent was nowhere around. This disappointed me for two reasons. One was that Brent was in my top 5 runners and his absence would hurt the team. The second was that Brent cared about the team and when he didn't show up it just didn't seem characteristic of Brent. As our bus started to leave and round the corner, Brent came racing up in his truck. He quickly grabbed his bag and raced to the bus. As he got on the bus, he mumbled something about being sorry for being late that he had to finish up the treat bags and quietly walked back to the back of the bus. As he walked back he handed a small treat bag to each athlete. Each bag was made with special care and had some saying on it. I don't remember the saying, but what I do remember was this tough guy was willing to be vulnerable once again and did yet another thing to be kind and caring to others. He not only made treat bags for his team, but for every single girl on the girls team and coach. I have not had too many guys willing to go that far out of the way to embrace the team and be kind. But, this was just one more example of Brent's heart. Sure, he later went on to be that intense fierce competitor. That same competitor that ran with such True Grit. He earned a trophy at SJO due to his athletic accomplishment, but what I will remember most about that day is his heart. He wasn't late out of being self centered, but because he had a loving and caring heart for others.

Some people live to be 90 or 100 years old. Brent did not. Brent's life was cut short due to an accident. Brent may not have lived the longest life, but he lived a life that positively impacted others and still does today. Brent was as intense about loving and caring for others as he was about competing as a fierce athlete. The way he lived his life is truly motivational to the way I would like to live mine.

MAHOMET-SEYMOUR
BOYS CROSS COUNTRY



Boys Cross Country Bulldog Award Winners

2012	Jonathan Schaap Forrest Smoes
2011	John Butcher Lucas Prather Jonathan Schaap
2010	Lucas Prather
2009	Henry Wolf
2008	Jacob Mahaffey
2007	Jacob Mahaffey
2006	Justin Sebens
2005	Justin Sebens
2004	Justin Sebens
2003	Taylor Sebestik
2002	Wes Logan
1995	Grant Iles Phil Alexander

The Bulldog Award is given to the athlete of each sports program that best exemplifies what the program is about.

MAHOMET-SEYMOUR
BOYS CROSS COUNTRY



Clydesdale Award Winners

Year	Award Winner
2012	Christopher Williams
2011	None
2010	Nick Ross
2009	None
2008	None
2007	None
2006	Phil Dempsey*
2005	Phil Dempsey

*Dropped under 190lbs.

The Clydesdale Award is given to runner who is the fastest runner who weighs over 190 lbs. This is an award that is commonly given at road races throughout the country to honor the bigger runners who have the courage to race along side the light weights. If there is no runner on the team over 190 lbs, it will be given to one of the fastest heaviest runners on the team that is over 180 lbs.

MAHOMET-SEYMOUR
BOYS CROSS COUNTRY



Fastest Freshman Award Winners

Year	Award Winner
2012	Alex Keeble
2011	William Wolf
2010	Forrest Smoes
2009	Jonathan Schaap
2008	Lucas Prather
2007	John Prillaman
2006	Alex Charter
2005	Jacob Mahaffey
2004	Dustin Kinkelaar
2003	Troy Pittman
2002	Cody Sullivan
2001	Patrick Kirwan

The Fastest Freshman Award is given to the freshman who runs the fastest time during the year. We created this award in 2002.

MAHOMET-SEYMOUR
BOYS CROSS COUNTRY



Fastest Sophomore Award Winners

Year	Award Winner
2012	Jackson Powell
2011	Forrest Smoes
2010	Jonathan Schaap
2009	Lucas Prather
2008	John Prillaman
2007	Zach Rausch
2006	Jacob Mahaffey
2005	Steve Roberts
2004	Justin Sebens
2003	Dustin Campbell
2002	Patrick Kirwan
2001	Taylor Sebestik
2000	Wes Logan

The Fastest Sophomore Award is given to the sophomore who runs the fastest time during the year. We created this award in 2002.

MAHOMET-SEYMOUR
BOYS CROSS COUNTRY



Fastest Junior Award Winners

Year	Award Winner
2012	Forrest Smoes
2011	Jonathan Schaap
2010	Lucas Prather
2009	John Prillaman
2008	Henry Wolf
2007	Jacob Mahaffey
2006	Andrew Kumler
2005	Troy Pittman
2004	Dustin Campbell
2003	Patrick Kirwan
2002	Alex Smith
2001	Wes Logan
2000	Jordan Johnson

The Fastest Junior Award is given to the junior who runs the fastest time during the year. We created this award in 2002.

MAHOMET-SEYMOUR
BOYS CROSS COUNTRY



Fastest Senior Award Winners

Year	Award Winner
2012	Jonathan Schaap
2011	Lucas Prather
2010	John Prillaman
2009	Henry Wolf
2008	Jacob Mahaffey
2007	Dustin Kinkelaar
2006	Justin Sebens
2005	Jared Willard
2004	Patrick Kirwan
2003	Taylor Sebestik
2002	Wes Logan
2001	None
2000	Kyle Emkis

The Fastest Senior Award is given to the senior who runs the fastest time during the year. We created this award in 2002.

MAHOMET-SEYMOUR
BOYS CROSS COUNTRY



Fastest First Year Runner Award Winners

Year	Award Winner
2012	Matthew Chupp
2011	Cale McCormick
2010	None
2009	Nick Ross
2008	Henry Wolf
2007	Zach Rausch
2006	Danny Heinrich
2005	Jared Willard
2004	Gabe Walder
2003	Brandon Smith
2002	Brent Johnson
2001	CJ Fall
2000	Bryan Carper

The Fastest First Year Runner Award is given to the runner who is out for high school cross country for the first year who runs the fastest time during the year. We created this award in 2002.

MAHOMET-SEYMOUR
BOYS CROSS COUNTRY



Most Improved Fresh/Soph Runner Award Winners

Year	Award Winner
2012	William Wolf
2011	Nathaniel Cebulski
2010	Jonathan Schaap
2009	Lucas Prather
2008	John Prillaman
2007	Tray Kipp
2006	Woody Boero
2005	Evan Monson
2004	Devin Lyons
2003	None
2002	Patrick Kirwan

The Most Improved Fresh/Soph Runner Award is given to the sophomore runner who has improved the most from their freshman year in cross country.

MAHOMET-SEYMOUR
BOYS CROSS COUNTRY



Most Improved Runner Award Winners

Year	Award Winner
2012	James Williams
2011	Daniel Middendorf
2010	John Williams
2009	Dan Lewis
2008	Caleb Johnson
2007	Austin Beck
2006	Michael Mansfield
2005	Devin Lyons
2004	Kevin Koenig
2003	Robert Beach
2002	C.J. Fall
1995	Josh Mock
1994	Phil Alexander
1979	Jason Means
1975	Gene Fredrick
1974	Marc Brown
1973	Jeff Howard
1971	Bill James

The Most Improved Runner Award is given to the runner who has improved the most from the previous year in cross country.

MAHOMET-SEYMOUR
BOYS CROSS COUNTRY



Boys Cross Country Most Valuable Fresh/Soph Runner Award Winners

Year	Award Winner
2012	Alex Keeble
2011	Forrest Smoes
2010	Jonathan Schaap
2009	John Butcher
2008	John Prillaman
2007	John Prillaman
2006	Jacob Mahaffey
2005	Jacob Mahaffey
2004	Justin Sebens
2003	Justin Sebens
2002	Patrick Kirwan

The Most Valuable Fresh/Soph Runner Award is given to the sophomore runner who earns the most varsity points (which is determined by the amount of number 5 runners a runner beats from opposing teams). We only have records back to 2002.

MAHOMET-SEYMOUR
BOYS CROSS COUNTRY



Boys Cross Country Most Valuable Runner Award Winners


Year	Award Winner
2012	Jonathan Schaap Forrest Smoes
2011	John Butcher Lucas Prather Jonathan Schaap
2010	Lucas Prather
2009	Lucas Prather
2008	Jacob Mahaffey
2007	Jacob Mahaffey
2006	Justin Sebens
2005	Troy Pittman Justin Sebens
2004	Justin Sebens
2003	Taylor Sebestik
2002	Taylor Sebestik & Alex Smith
1995	Phil Alexander
1975	None
1974	Mark Johnson
1973	Mark Johnson
1972	Bob Bantz
1971	Pat Dowell

The Most Valuable Runner Award is given to the runner who earns the most varsity points (which is determined by the amount of number 5 runners a runner beats from opposing teams). We only have records back to 2002. Award winners before 2002 were determined using a different system.

MAHOMET-SEYMOUR
BOYS CROSS COUNTRY

Most Improved over a Career Club

	First Meet Time	Best Career Time	Overall Improvement
1 Evan Monson	34:16	23:19	10:57
2 Robert Beach	26:41	17:39	9:02
3 Dan Lewis	26:29	17:57	8:32
4 Cody Sullivan	30:36	23:15	7:21
5 Wade Rippy	30:34	21:31	7:03
6 Sam Geneser	32:31	25:32	6:59
7 Thomas Thoren	27:20	20:53	6:27
8 Daniel Middendorf	25:01	18:51	6:10
9 Kurt Bucker	23:33	17:27	6:06
10 Nathaniel Cebulski	24:59	19:11	5:48
11 Devin Lyons	22:51	17:17	5:34
12 Michael Mansfield	25:34	20:19	5:15
13 Evan Forbes	22:11	16:57	5:14
14 Patrick Kirwan	22:02	16:53	5:09
15 Alex Williams	22:44	17:45	4:59
16 Nathaniel Cebulski	24:59	20:03	4:56
17 Caleb Johnson	22:00	17:19	4:41
18 Austin Beck	20:50	16:10	4:40
19 Brian Plotner	25:22	20:47	4:35
20 Kyle Lindsey	24:37	20:10	4:27
21 John Williams	23:54	19:25	4:19
22 Nick Ross	23:34	19:19	4:13
23 James Scherer	24:38	20:34	4:04
24 Brad Bohn	23:40	19:40	4:00
25 Brian Statler	26:04	22:04	4:00
26 Brandon Vietor	32:25	28:31	3:54
27 Andrew Kumler	21:04	17:11	3:53
28 Mayand Vakil	24:36	20:53	3:49
29 Brandon Keeney	21:46	18:03	3:43
30 Dustin Kinkelaar	20:39	16:57	3:42
31 Lucas Prather	19:03	15:21	3:42
32 Phil Demsey	23:33	19:54	3:39
33 Joe Horton	25:15	21:45	3:30
34 Chad Whitfield	24:04	20:38	3:26
35 Jason Riddle	20:51	17:24	3:24
36 Cameron Zindars	24:03	20:40	3:23
37 C.J. Fall	20:45	17:24	3:21
38 Nick Sellers	22:49	19:30	3:19
39 A.J. Hay	24:43	21:25	3:18
40 Jared Sanders	24:33	21:19	3:14
41 John Prillaman	19:03	15:50	3:13
42 Wes Logan	20:32	17:24	3:08
43 Jacob Mahaffey	18:30	15:22	3:08
44 John Butcher	18:41	15:33	3:08
45 James Williams	19:30	16:26	3:04
46 Brandon Balazi	27:39	24:36	3:03
47 Kevin Koenig	20:52	17:52	3:00
48 Rob Steffen	23:31	20:31	3:00



Evan Monson ran 4 years of cross country during the 2003-2006 seasons. Evan showed a great amount of commitment and determination to himself and the team. His first race of his freshman year was 34:16. His slowest time his first season was a 36:47. He ran in the 30 minute range for 10 of his 11 races his freshman year. He improved 10 minutes and 57 seconds from his first 3 mile race as a freshman to his senior personal best. During the summer before his sophomore year, Evan ran constantly and it showed. Evan cut off around 7 minutes from the start of his freshman year to his sophomore year. Evan earned our most improved fresh/soph runner of the year his sophomore year. As a junior, Evan continued to improve. He often ran races in the off-season to improve. Evan medaled at the Olympia Invitational in the open race by placing 23rd. Evan ran a personal best of 23:52 during his junior year. He improved 1 minute and 37 seconds from his sophomore year. As a senior, Evan started the season the strongest physically and mentally ever. He has improved more over a 4 year span than I have ever seen an athlete improve. He sets our team standard for the future runners to see who can improve the most over 4 years. By mid-season, Evan was running life time best times. Evan improved another 39 seconds between his junior and senior year. Evan ran a lifetime personal best at the Peoria Notre Dame Invitational with a time of 23:19. He worked his way onto the News-Gazette Prep Cross Country Leader list in October of his senior year.

This page gives credit to those runners that improved the most over their career. We used their first 3 mile race as a starting point and their fastest 3 mile time in their remaining years as the best career time. We only used 3 mile courses for this chart. This list includes records since 2000.

MAHOMET-SEYMOUR
BOYS CROSS COUNTRY



Scholar/Athlete Cross Country Runners

These are the student/athletes in the school that have run XC and earned extremely high grades during that calendar school year. These runners have earned an academic letter due to their hard work and dedication to their studies. Each year our students get an opportunity to earn an academic letter by earning a minimum of a 4.6 grade point average for the academic calendar year as a freshman or sophomore and a 4.8 grade point average as a junior or senior. These runners earned an academic letter for the following years. This program was created by the school for the 1996-1997 school year. The awards are given for the previous year which explains why the dates seem one year behind.

2010-11
 Kyle Applequist
 Daniel Middendorf
 Ethan Russell
 Forrest Smoes
 Dhairav Vakil
 James Williams
 Bobby Butler
 John Williams
 John Butcher
 Dan Lewis
 Cale McCormick
 Lucas Prather
 Nick Ross

2011-12
 Trevor Hanlon
 Kenny Pauley
 Jackson Powell
 William Wolf
 Daniel Middendorf
 Ethan Russell
 Forrest Smoes
 Dhairav Vakil
 James Williams
 Bobby Butler
 Jonathan Schaap
 John Williams

2005-06
 Blake Colclaire
 Brandon Keeney
 Justin Sebens
 Thomas Thoren
 Woody Boero
 Jacob Mahaffey

2006-07
 Sean Buchanan
 Sam Geneser
 Tray Kipp
 Jacob Mahaffey
 Thomas Thoren
 Alex Williams
 Woody Boero

2007-08
 Evan Forbes
 Tray Kipp
 Jacob Mahaffey
 Mayand Vakil
 Alex Williams
 Henry Wolf

2008-09
 Dale Donoho
 Evan Forbes
 Elijah Johnson
 Dan Lewis
 Tray Kipp
 Lucas Prather
 James Reed
 Mayand Vakil
 Alex Williams
 Henry Wolf

2009-10
 Bobby Butler
 Elijah Johnson
 Dan Lewis
 Evan Forbes

2000-01
 Alex Smith

2001-02
 Wes Logan
 CJ Fall
 Alex Smith

2002-03
 CJ Fall
 Jason Riddle
 Alex Smith
 Nick Fields
 Patrick Kirwan
 Chad Whitfield

2003-04
 Justin Sebens

2004-05
 Jamie Miller
 Jared Sanders
 Jared Willard
 Justin Sebens
 Jeremy Schmitz
 Thomas Thoren

1996-97

1997-98

1998-99
 Ben Jacobi

1999-00

MAHOMET-SEYMOUR
BOYS CROSS COUNTRY



Sportsmanship Award Winners

Year	Award Winner
2012	Trevor Hanlon
2011	Elijah Johnson
2010	Elijah Johnson
2009	Alex Williams
2008	Henry Wolf
2007	Joe Nusbaum
2006	Thomas Thoren
2005	Evan Monson
2004	Kiel Castor
2003	Jason Riddle

The Sportsmanship Award is given to runner who exhibits the most amount of sportsmanship throughout the year.

MAHOMET-SEYMOUR
BOYS CROSS COUNTRY



Team Spirit Award Winners

Year	Award Winner
2012	Kyle Appelquist
2011	Dan Lewis
2010	Dan Lewis
2009	Zach Rausch
2008	Kurt Bucker
2007	Thomas Thoren
2006	Joe Logan
2005	Joe Logan

The Team Spirit Award is given to runner who exhibits the most amount of team spirit throughout the year. Without team spirit the team would not do as well.
The first year for this award was 2005.

MAHOMET-SEYMOUR
BOYS CROSS COUNTRY



Nifty Fifty Pre-Season Area Runners

2010

John Butcher
Elijah Johnson
Lucas Prather
John Prillaman
Jonathan
Schaap

2011

John Butcher
Lucas Prather
Jonathan
Schaap

2012

Ethan Russell
Jonathan
Schaap
Forrest Smoes

The News-Gazette created a pre-season list of runners in the area that should be strong. This list was created in 2010. It appears they traditionally only pick about 3 runners from each area school for most years.

MAHOMET-SEYMOUR
BOYS CROSS COUNTRY



Team Meet Champions

Charleston Invitational Champions
2012, 2011, 2009, 2008, 2007, 2006

Chrisman Cowchip Classic Champions
1987

Clinton Invitational Champions
1986, 1982, 1979, 1977

East Peoria Invitational Champions
2012, 2011

Effingham Invitational Champions
1979

Eureka Fresh/Soph Champions
2010, 2004

Mahomet Community High School Meet Champions
1944

Mahomet-Seymour Invitational Champions
2006, 1979, 1978, 1977

Metamora Running Red Invitational Champions
2012

Olympia Fresh/Soph Invitational Champions
2008

Olympia Open Invitational Champions
2008, 2006

Peoria Woodruff Invitational Champions
1989

Pontiac Meet Champions
2008

Spartan Classic Champions
1996

Springfield Invitational Champions
2011

Springfield Invitational Freshman Race Champions
2012, 2010, 2008

Springfield Invitational Open Race Champions
2012, 2011

Tuscola Classic Champions
1989, 1988, 1987

U-High Invitational Champions
2011

Regional Champions
2012, 2011, 2007, 2006, 1996, 1995, 1989, 1988, 1987, 1979, 1978, 1976

Sectional Champions
2012, 1979

This list is incomplete as I don't have all the meet records. Please let me know if you have any information to add to this page.

MAHOMET-SEYMOUR
BOYS CROSS COUNTRY



Individual Meet Champions

Charleston Invitational Champions

- 2012 Jackson Powell - open race
- 2011 Bobby Butler - open race
- 2009 Alex Williams - open race
- 2006 Justin Sebens

Conference Meet Champions

- 2012 Forrest Smoes
- 2000 Kyle Emkes
- 1990 Dan Nielsen
- 1989 Dan Nielsen
- 1983 Chris Perry
- 1977 Craig Brownfield
- 1976 Marc Brown

East Peoria Invitational Meet Champions

- 2012 Jonathan Schaap

Eureka Invitational Meet Champions

- 2010 Jonathan Schaap
- 2007 John Prillaman
- 2004 Justin Sebens

Mahomet-Seymour Invitational Champions

- 2000 Kyle Emkes

Olympia Open Invitational Meet Champions

- 2008 Austin Beck

Pontiac Quad Meet Champions

- 2008 Jacob Mahaffey

Prairie Central Triangular Meet Champions

- 2008 Jacob Mahaffey

Spartan Classic Champions

- 2000 Jordan Johnson
- 1984 Neil Mathis

Springfield Invitational Meet Champions

- 2012 Jonathan Schaap
- 2012 Alex Keeble - freshman race
- 2009 Jonathan Schaap - freshman race

Tuscola Meet Champions

- 2000 Kyle Emkes

Regional Champions

- 2006 Justin Sebens
- 1990 Dan Nielsen


MAHOMET-SEYMOUR
BOYS CROSS COUNTRY




School Record Holder

14:41

Our school record was set at the Peoria course which is the state meet course. We know this course is a true 3 mile course. Many of our courses are short or long. Our school record holder ran for Coach John King in the early 70's. In the 1973-74 season, Mark was a junior, most valuable runner for the team and a state qualifier. In the 1974-75 season, Mark Johnson was a senior, a captain, the most valuable runner for the team, and placed 13th at state.



Mark Johnson



Mark warming up



Mark with Coach John King



Mark with his teammates



Mark finishing a race



MAHOMET-SEYMOUR
BOYS CROSS COUNTRY



14 minute Runners

<u>2010</u> ---	<u>2011</u> ---	<u>2012</u> Jonathan Schaap 14:47.2 Forrest Smoes 14:47.8		
<u>2005</u> ---	<u>2006</u> ---	<u>2007</u> ---	<u>2008</u> ---	<u>2009</u> ---
<u>2000</u> Jordan Johnson 14:48* 14:53 at Peoria	<u>2001</u> ---	<u>2002</u> ---	<u>2003</u> ---	<u>2004</u> ---
<u>1995</u> ---	<u>1996</u> ---	<u>1997</u> ---	<u>1998</u> ---	<u>1999</u> ---
<u>1990</u> ---	<u>1991</u> ---	<u>1992</u> ---	<u>1993</u> ---	<u>1994</u> ---
<u>1985</u> ---	<u>1986</u> ---	<u>1987</u> ---	<u>1988</u> ---	<u>1989</u> ---
<u>1980</u> ---	<u>1981</u> ---	<u>1982</u> ---	<u>1983</u> ---	<u>1984</u> Neil Mathis 14:54*
<u>1975</u> ---	<u>1976</u> ---	<u>1977</u> ---	<u>1978</u> ---	<u>1979</u> ---
<u>1970</u> ---	<u>1971</u> ---	<u>1972</u> ---	<u>1973</u> Mark Johnson 14:58*	<u>1974</u> Mark Johnson 14:41

This is a list of runners that have run in the 14's during the season.

* indicates that this was run at the SJO Spartan Classic which is a 2.95 road course.

MAHOMET-SEYMOUR BOYS CROSS COUNTRY



15 minute Runners

<p><u>2010</u> Lucas Prather 15:27 John Prillaman 15:50 John Butcher 15:52</p>	<p><u>2011</u> Jonathan Schaap 15:18 Lucas Prather 15:21 John Butcher 15:29 Forrest Smoes 15:40 Elijah Johnson 15:56</p>	<p><u>2012</u> Ethan Russell 15:25 Alex Keeble 15:36 James Williams 15:59</p>	<p><u>2005</u> Troy Pittman 15:46*** Justin Sebens 15:53***</p>	<p><u>2006</u> Justin Sebens 15:38 at Peoria</p>	<p><u>2007</u> Jacob Mahaffey 15:42 at Peoria</p>	<p><u>2008</u> Jacob Mahaffey 15:34 at Peoria John Prillaman 15:53****</p>	<p><u>2009</u> ---</p>		
<p><u>2000</u> Kyle Emkes 15:20</p>	<p><u>2001</u> ---</p>	<p><u>2002</u> ---</p>	<p><u>2003</u> Taylor Sebestik 15:49*</p>	<p><u>2004</u> Justin Sebens 15:56</p>	<p><u>1995</u> Phil Alexander 15:29 Chad Avery 15:34 Neil Banwart 15:58 Scott DeWitt 15:59</p>	<p><u>1996</u> Phil Alexander 15:27 Josh Mock 15:33 Scott DeWitt 15:40 Jesse Schweig 15:54</p>	<p><u>1997</u> Josh Mock 15:27 Ryan Pittman 15:42</p>	<p><u>1998</u> Josh Mock 15:24</p>	<p><u>1999</u> Jordan Johnson 15:28 Kyle Emkes 15:44</p>
<p><u>1990</u> Dan Nielsen 15:03</p>	<p><u>1991</u> ---</p>	<p><u>1992</u> ---</p>	<p><u>1993</u> ---</p>	<p><u>1994</u> Grant Iles 15:28 Scott DeWitt 15:40</p>	<p><u>1985</u> ---</p>	<p><u>1986</u> ---</p>	<p><u>1987</u> Jay Busey 15:26</p>	<p><u>1988</u> Dan Nielsen 15:25</p>	<p><u>1989</u> Dan Nielsen 15:11 Brian Easter 15:56</p>
<p><u>1980</u> Mark Wieneke 15:21*</p>	<p><u>1981</u> ---</p>	<p><u>1982</u> Eric Mathis 15:50 Chris Perry 15:51 Neil Mathis 15:53</p>	<p><u>1983</u> Chris Perry 15:31 Neil Mathis 15:43</p>	<p><u>1984</u> Karl Welke 15:06</p>	<p><u>1975</u> ---</p>	<p><u>1976</u> Marc Brown 15:47*</p>	<p><u>1977</u> Craig Brownfield 15:09** Mike Withrow 15:12** Kenny Rippy 15:19** John Clinebell 15:48**</p>	<p><u>1978</u> Mark Wieneke 15:32</p>	<p><u>1979</u> Mark Wieneke 15:25* Joe Metcalf 15:48*</p>
<p><u>1970</u> ---</p>	<p><u>1971</u> ---</p>	<p><u>1972</u> ---</p>	<p><u>1973</u> Bill James 15:53*</p>	<p><u>1974</u> Bill James 15:53*</p>					

This is a list of runners that have run in the 15's during the season.

The SJO Spartan Classic *, Eureka***, Chrisman, Okaw conference**, and East Peoria**** are slightly short courses.



MAHOMET-SEYMOUR
BOYS CROSS COUNTRY



16 minute Runners

2010
Jonathan Schaap 16:03
Forrest Smoes 16:06
Elijah Johnson 16:08
Ethan Russell 16:44
Evan Forbes 16:57

2011
Cale McCormick 16:01
Ethan Russell 16:12
Chris Carlton 16:35
Kyle Appelquist 16:40

2012
Matthew Chupp 16:01
Jackson Powell 16:05
William Wolf 16:12
Trevor Hanlon 16:16
Chris Carlton 16:27
Curt Kupfersmid
16:51
Bobby Butler 16:53
Jake Keller 16:54
Jack Hyde 16:55

2005
Jacob Mahaffey 16:52

2006
Troy Pittman 16:03
Jacob Mahaffey 16:31

2007
Austin Beck 16:10
John Prillaman 16:22
Dustin Kinkelaar 16:57

2008
Austin Beck 16:29
Lucas Prather 16:42
Henry Wolf 16:44
Elijah Johnson 16:47
Matthew Schaap 16:49
John Butcher 16:55

2009
Lucas Prather 16:02
John Prillaman 16:18
Henry Wolf 16:21
John Butcher 16:32
Jonathan Schaap 16:54

2000

2001
Taylor Sebestik 16:28
Alex Smith 16:45
Wes Logan 16:49

2002
Alex Smith 16:06
Taylor Sebestik 16:32
Wes Logan 16:36

2003
Troy Pittman 16:26
Alex Smith 16:33
Brandon Smith 16:37
C.J. Fall 16:39

2004
Troy Pittman 16:12
Patrick Kirwan 16:53

1995
Josh Smith 16:03
Grant Iles 16:14
Jesse Schweig 16:15
Josh Mock 16:44
Ryan Clements 16:49

1996
Grant Iles 16:04
Ryan Pittman 16:21

1997
Ryan Clements 16:40
Ryan Pittman 16:42
Kyle Emkes 16:52

1998
Jordan Johnson 16:05
Kyle Emkes 16:24

1999

1990
Burt Huddleston 16:18

1991
Derrick Short 16:14*

1992
John Arbuckle 16:32*
Jim Mortland 16:59*

1993
John Arbuckle 16:50*
Grant Iles 16:51*

1994
Phil Alexander 16:26
Josh Smith 16:34
Neil Banwart 16:49
Chad Avery 16:50

1985
Jamie Fancher 16:21*

1986
Jamie Fancher 16:10
Steve Echols 16:53

1987
Jamie Fancher 16:04
Dan Nielsen 16:05
Jeff Janowski 16:26
Jay Busey 16:31
Brian Easter 16:32

1988
Jeff Janowski 16:03
Brian Easter 16:06
Burt Huddleston 16:27
Hans Waters 16:35
Jay Busey 16:42

1989
Burt Huddleston 16:06
Derrick Short 16:20
Hans Waters 16:26

1980
Jason Means 16:47*
Lance Neaville 16:51*

1981
Lance Neaville 16:49*
Eric Mathis 16:50*
Neil Mathis 16:55*
Todd Taskerud 16:56*

1982

1983
Karl Welke 16:14*

1984
Shawn Wason 16:26*

1975
Marc Brown 16:12*
Mike Withrow 16:17*
Gene Frederick 16:50*

1976
Mike Withrow 16:01*
Craig Brownfield 16:13*
Gene Frederick 16:40*

1977

1978
Keith Walker 16:09
Kenny Rippy 16:11
Joe Metcalf 16:16
Dale Wirth 16:29

1979
Dale Wirth 16:06*
Lance Neaville 16:28
Jason Means 16:51

1970

1971

1972
Bob Bantz 16:56

1973

1974
Marc Brown 16:27

This is a list of runners that have run in the 16's during the season.
The SJO Spartan Classic*, Eureka, Chrisman, Metamora, and East Peoria are slightly short courses.

MAHOMET-SEYMOUR
BOYS CROSS COUNTRY



All - Area Runners

2010
John Butcher
Elijah Johnson
Lucas Prather
John Prillaman
Jonathan Schaap

2011
John Butcher
Elijah Johnson
Cale McCormick
Lucas Prather
Ethan Russell
Jonathan Schaap
Forrest Smoes

2012
Matthew Chupp
Alex Keeble
Ethan Russell
Jonathan Schaap
Forrest Smoes
James Williams

2005
Troy Pittman
Justin Sebens

2006
Justin Sebens
Troy Pittman
Jacob Mahaffey

2007
Jacob Mahaffey
Austin Beck
John Prillaman
Dustin Kinkelaar

2008
Jacob Mahaffey
John Prillaman

2009
Lucas Prather
John Prillaman
Henry Wolf

2004
Justin Sebens

The News-Gazette created an all-area cross country honor in 2004. This honor started off being only given to a dozen area athletes from the schools in the News-Gazette area.

Each year it has expanded to include a few more runners.

MAHOMET-SEYMOUR
BOYS CROSS COUNTRY



2012 Boys Cross Country Athlete of the Week

- Week 1 Forrest Smoes & Ethan Russell**
- Week 2 Ethan Russell**
- Week 3 Forrest Smoes**
- Week 4 Jonathan Schaap**
- Week 5 Jonathan Schaap & Alex Keeble**
- Week 6 Forrest Smoes**
- Week 7 Jonathan Schaap**
- Week 8 Forrest Smoes**
- Week 9 Jonathan Schaap & Forrest Smoes**
- Week 10 Forrest Smoes**
- Week 11 Jonathan Schaap**
- Week 12 Jonathan Schaap & Forrest Smoes**

"To give anything less than your best, is to sacrifice the gift." Steve Prefontaine

MAHOMET-SEYMOUR
BOYS CROSS COUNTRY



2012 Coaches Pick of the Week

- | | |
|----------------|--|
| Week 1 | James Williams |
| Week 2 | Nathaniel Cebulski |
| Week 3 | Dhairav Vakil |
| Week 4 | Bobby Butler |
| Week 5 | Daniel Middendorf |
| Week 6 | Mason McAnally & William Wolf |
| Week 7 | Bobby Butler |
| Week 8 | Curt Kupferschmid |
| Week 9 | Daniel Middendorf |
| Week 10 | Bobby Butler |
| Week 11 | Jackson Powell |
| Week 12 | Ethan Russell |

"Give the race the best you have and the best will come back to you".

**MAHOMET-SEYMOUR
BOYS CROSS COUNTRY**



2012 Excellent Workout of the Week

- Week 1 Ethan Russell**
- Week 2 Forrest Smoes**
- Week 3 Jake Keller**
- Week 4 Nathaniel Cebulski**
- Week 5 Trevor Hanlon & Bobby Butler**
- Week 6 Alex Keeble**
- Week 7 Curt Kupferschmid**
- Week 8 Ethan Russell**
- Week 9 Matthew Chupp & Jeff Coburn**
- Week 10 James Williams & Jake Keller**
- Week 11 Curt Kupferschmid**
- Week 12 Mason McAnally**

"Only those who risk going too far really know how far they can go."
T.S. Elliot

MAHOMET-SEYMOUR
BOYS CROSS COUNTRY



2012 Boys Cross Country Most Improved of the Week

- Week 1 James Williams**
- Week 2 Chris Carlton**
- Week 3 Matthew Chupp**
- Week 4 Dhairav Vakil**
- Week 5 Curt Kupferschmid**
- Week 6 Niko Householder**
- Week 7 Christopher Williams & Kenny Pauley**
- Week 8 Joey Magyar & Mason McAnally**
- Week 9 Ryan Huff & Jeff Coburn**
- Week 10 Mason McAnally & Matthew Chupp**
- Week 11 Jonathan Schaap**
- Week 12 James Williams & Matthew Chupp**

"I was pushed by myself because I have my own rule, and that is that every day I run faster, and try harder"

Wilson Kipketer

"The truth is you can always run harder...Sometimes the truth hurts."

MAHOMET-SEYMOUR
BOYS CROSS COUNTRY



2012 New Runner of the Week

Week 1	Kenny Pauley
Week 2	Jackson Powell
Week 3	Christpher Williams
Week 4	Matthew Chupp
Week 5	Trevor Hanlon
Week 6	Jackson Powell
Week 7	Kenny Pauley
Week 8	Matthew Chupp
Week 9	Matthew Chupp
Week 10	Matthew Chupp
Week 11	Matthew Chupp
Week 12	Matthew Chupp

"If you cannot win, make the one in front of you break the record".

MAHOMET-SEYMOUR
BOYS CROSS COUNTRY



2012 Team Spirit of the Week

- Week 1 Dhairav Vakil**
- Week 2 Jack Hyde**
- Week 3 Kenny Pauley**
- Week 4 Kyle Appelquist**
- Week 5 Daniel Middendorf**
- Week 6 Kyle Appelquist**
- Week 7 Niko Householder**
- Week 8 Ethan Russell**
- Week 9 Dhairav Vakil**
- Week 10 Niko Householder**
- Week 11 Mason McAnally**
- Week 12 Jake Keller**

"Team unity exists when each member is looking outward...together...in the same direction"

"A fellow teammate may be faster than you. A teammate may have more skill or be stronger or have more endurance,
but no one should be your superior in team spirit, fight, determination, ambition and character".



MAHOMET-SEYMOUR
BOYS CROSS COUNTRY



Boys Cross Country Top 25 Fastest Freshmen

Alex Keeble (12)	16:07*
Forrest Smoes (10)	16:54*
Justin Sebens (03)	17:08
Jacob Mahaffey (05)	17:11
Jake Keller (12)	17:19*
Lucas Prather (08)	17:19*
Troy Pittman (03)	17:28
Jonathan Schaap (09)	17:33
Jack Hyde (12)	17:36*
John Prillaman (07)	17:37
Ethan Russell (10)	17:39*
Steve Roberts (03)	18:00
Andrew Kumler (03)	18:11
Matthew Schaap (08)	18:17*
Dustin Kinkelaar (03)	18:27
Joey Magyar (12)	18:29*
John Butcher (08)	18:38*
Alex Charter (06)	18:38
Taylor Sebestik (00)	18:52
Mason McAnally (12)	18:57*
Curt Kupferschmid (10)	18:59*
Aaron Yost (04)	19:00
Alex Clawson (01)	19:06
Patrick Kirwan (01)	19:07
Dhairav Vakil (10)	19:08*

In order to encourage our runners to have a goal to run towards, we compiled a list of the fastest freshman times since 2000. Since all courses are different in length, we are starting by only listing the times run on our home course. Our home course has been the same since 2000. *We had no home meets in 2008, 2010, 2011, & 2012, so we allowed our runners a chance to make their way onto the top times list during a time trial.



MAHOMET-SEYMOUR
BOYS CROSS COUNTRY



Boys Cross Country Top 25 Fastest Sophomores

Justin Sebens (04)	16:17
Lucas Prather (09)	16:28
Forrest Smoes (11)	16:28*
Jacob Mahaffey (06)	16:31
John Butcher (09)	16:32
Troy Pittman (04)	16:35
Taylor Sebestik (01)	17:08
Jonathan Schaap (10)	17:10*
Elijah Johnson (09)	17:20
Jackson Powell (12)	17:20*
Ethan Russell (11)	17:30*
Steve Roberts (04)	17:35
Chris Carlton (11)	17:39*
Alex Smith (01)	17:41
Gabe Walder (04)	17:42
John Prillaman (08)	17:44*
Zach Rausch (07)	18:00
Patrick Kirwan (02)	18:14
James Williams (11)	18:14*
Dhairav Vakil (11)	18:41*
Dustin Kinkelaar (04)	18:43
Robert Beach (01)	19:04
Alex Clawson (02)	19:08
Alex Charter (07)	19:13
Jason Riddle (01)	19:15

In order to encourage our runners to have a goal to run towards, we compiled a list of the fastest sophomore times since 2000. Since all courses are different in length, we are starting by only listing the times run on our home course. Our home course has been the same since 2000. *We had no home meets in 2008, 2010, 2011, & 2012, so we allowed our runners a chance to make their way onto the top times list during a time trial.



MAHOMET-SEYMOUR
BOYS CROSS COUNTRY



Boys Cross Country Top 25 Fastest Juniors

Forrest Smoes (12)	15:23*
Ethan Russell (12)	15:54*
Justin Sebens (05)	16:07
Lucas Prather (10)	16:16*
Jacob Mahaffey (07)	16:24
Troy Pittman (05)	16:26
John Prillaman (09)	16:28
John Butcher (10)	16:46*
Jonathan Schaap (11)	16:47*
Taylor Sebestik (02)	16:49
Alex Smith (02)	16:53
Austin Beck (07)	17:08
James Williams (12)	17:08*
Elijah Johnson (10)	17:12*
Andrew Kumler (05)	17:16
Dustin Kinkelaar (05)	17:33
Henry Wolf (08)	17:34*
Devin Lyons (05)	17:41
Gabe Walder (05)	17:46
C.J. Fall (02)	17:49
Patrick Kirwan (03)	17:49
Curt Kupferschmid (12)	18:00*
Wes Logan (01)	18:04
Evan Forbes (09)	18:05
Dhairav Vakil (12)	18:07*

In order to encourage our runners to have a goal to run towards, we compiled a list of the fastest junior times since 2000. Since all courses are different in length, we are starting by only listing the times run on our home course. Our home course has been the same since 2000. *We had no home meets in 2008, 2010, 2011, & 2012, so we allowed our runners a chance to make their way onto the top times list during a time trial.



MAHOMET-SEYMOUR
BOYS CROSS COUNTRY



Boys Cross Country Top 25 Fastest Seniors

Jonathan Schaap (12)	15:41*
Jacob Mahaffey (08)	15:43*
Justin Sebens (06)	15:53
Troy Pittman (06)	16:03
John Butcher (11)	16:08*
Lucas Prather (11)	16:24*
Taylor Sebestik (03)	16:28
Henry Wolf (09)	16:29
Patrick Kirwan (04)	16:53
Elijah Johnson (11)	16:54*
Kyle Emkes (00)	17:05
Brent Johnson (02)	17:12
Alex Smith (03)	17:13
Matthew Chupp (12)	17:15*
Devin Lyons (06)	17:17
Cale McCormick (11)	17:19*
Bobby Butler (12)	17:23*
Dustin Kinkelaar (06)	17:25
C.J. Fall (03)	17:27
Jason Riddle (03)	17:27
Brandon Smith (03)	17:31
Andrew Kumler (06)	17:32
John Prillaman (10)	17:38*
Wes Logan (02)	17:39
Robert Beach (03)	17:42

In order to encourage our runners to have a goal to run towards, we compiled a list of the fastest senior times since 2000. Since all courses are different in length, we are starting by only listing the times run on our home course. Our home course has been the same since 2000. *We had no home meets in 2008, 2010, 2011, & 2012, so we allowed our runners a chance to make their way onto the top times list during a time trial.

MAHOMET-SEYMOUR
BOYS CROSS COUNTRY



Charleston Invitational Medalists

2010

Varsity Race

Lucas Prather - 7th
Elijah Johnson - 11th
Jonathan Schaap - 13th
John Butcher - 15th
Forrest Smoes - 18th
Ethan Russell - 25th

Open Race

Chris Carlton - 2nd
Kyle Appelquist - 4th
Dhairav Vakil - 5th
Dan Lewis - 9th
James Williams - 13th

2011

Varsity Race

John Butcher - 6th
Lucas Prather - 9th
Jonathan Schaap - 10th
Forrest Smoes - 12th
Cale McCormick - 16th

Open Race

Bobby Butler - 1st
Dan Lewis - 5th
Kyle Appelquist - 12th

2012

Varsity Race

Jonathan Schaap - 4th
Forrest Smoes - 5th
Ethan Russell - 6th
Alex Keeble - 9th
James Williams - 13th
Chris Carlton - 18th
Trevot Hanlon - 20th

Open Race

Jackson Powell - 1st
William Wolf - 2nd
Jake Hyde - 3rd
Jake Keller - 4th
Dhairav Vakil - 5th
Matthew Chupp - 7th
Kyle Appelquist - 8th
Bobby Bulter - 9th
Joey Magyar - 10th
Mason McAnally - 11th

2005

Varsity Race

Justin Sebens - 5th
Troy Pittman - 6th
Jared Willard - 12th
Gabe Walder - 14th
Devin Lyons - 20th
Jacob Mahaffey - 23rd
Steve Roberts - 24th

Open Race

Dustin Campbell - 3rd
Andrew Kumler - 5th
Brandon Keeney - 6th
Austin Beck - 7th
Brandon Lovett - 8th
Dustin Kinkelaar - 9th
Nick Sellers - 12th

2006

Varsity Race

Justin Sebens - 1st
Troy Pittman - 2nd
Jacob Mahaffey - 7th
Devin Lyons - 10th
Steve Roberts - 17th
Dustin Kinkelaar - 18th

Open Race

Austin Beck - 1st
Brandon Keeney - 2nd
Blake Colclasure - 5th
Jacob Jarrett - 7th
Kurt Bucker - 12th
Alex Charter - 13th
Dale Donoho - 14th

2007

Varsity Race

Jacob Mahaffey - 2nd
John Prillaman - 5th
Austin Beck - 6th
Dustin Kinkelaar - 10th
Andrew Kumler - 19th

Open Race

Caleb Johnson - 4th
Alex Charter - 5th
Joe Nusbaum - 10th
Zach Rausch - 11th
Alex Williams - 15th

2008

Varsity Race

John Prillaman - 3rd
Henry Wolf - 10th
Matthew Schaap - 11th
Elijah Johnson - 13th
John Butcher - 19th

Open Race

Kurt Bucker - 2nd
Alex Charter - 5th
Joe Nusbaum - 15th


2009

Varsity Race

Lucas Prather - 7th
John Prillaman - 9th
Henry Wolf - 10th
John Butcher - 11th
Jonathan Schaap - 14th
Caleb Johnson - 18th
Elijah Johnson - 22nd

Open Race

Alex Williams - 1st
Evan Forbes - 2nd
Lucas Rose - 3rd
Dan Lewis - 9th
Bobby Butler - 10th
Ryan Pintar - 14th



MAHOMET-SEYMOUR
BOYS CROSS COUNTRY



Fastest Times at the Charleston Invitational

SENIORS		JUNIORS		SOPHOMORES		FRESHMEN	
Jonathan Schaap (13)	15:42	Forrest Smoes (14)	15:52	Jonathan Schaap (13)	16:32	Alex Keeble (16)	16:30
John Butcher (12)	15:56	Ethan Russell (14)	16:00	Lucas Prather (12)	16:37	Forrest Smoes (14)	16:51
Lucas Prather (12)	16:23	Lucas Prather (12)	16:02	John Prillaman (11)	16:45	Jonathan Schaap (13)	17:03
Justin Sebens (06)	16:23	Justin Sebens (06)	16:18	Forrest Smoes (14)	16:45	John Prillaman (11)	17:08
Troy Pittman (06)	16:34	Troy Pittman (06)	16:20	John Butcher (12)	16:52	Matthew Schaap (12)	17:18
Cale McCormick (12)	16:52	Elijah Johnson (12)	16:28	Trevor Hanlon (15)	17:08	Elijah Johnson (12)	17:21
Henry Wolf (09)	16:52	Jacob Mahaffey (08)	16:29	Jackson Powell (15)	17:10	Jake Hyde (16)	17:25
Dustin Kinkelaar (07)	17:20	John Butcher (12)	16:34	William Wolf (15)	17:19	Ethan Russell (14)	17:26
Jared Willard (05)	17:28	Jonathan Schaap (13)	16:38	Elijah Johnson (12)	17:23	Jake Keller (16)	17:40
Caleb Johnson (09)	17:33	James Williams (14)	16:45	Jacob Mahaffey (08)	17:41	John Butcher (12)	17:43
Alex Williams (09)	17:45	John Prillaman (11)	16:51	Chris Carlton (13)	17:54	Chris Carlton (14)	18:05
Matthew Chupp (13)	17:48	Chris Carlton (13)	17:00	Steve Roberts (07)	18:11	Jacob Mahaffey (09)	18:08
Bobby Butler (13)	17:51	Austin Beck (08)	17:13	Andrew Kumler (07)	19:05	Lucas Prather (12)	18:10
Evan Forbes (11)	17:56	Henry Wolf (09)	17:17	Austin Beck (08)	19:20	Joey Magyar (16)	18:16
Andrew Kumler (07)	17:57	Walder (06) & Vakil (13)	17:42	Devin Lyons (06)	19:20	Mason McAnally (16)	18:49

*In order to encourage our runners to have a goal to run towards, we compiled a list of the fastest times at the Charleston Invitational since 2005. Charleston's course has changed twice in this time from a 2.9 course to a 3.05 course. In 2005 the course was 2.9 miles. In 2006 the course was 3.0 miles. Since 2007 the course has been 3.05 miles.

Highest Ind. Places
Justin Sebens - 1st (06)
Jacob Mahaffey - 2nd (07)
Troy Pittman - 2nd (06)
John Prillaman - 3rd (08)
Jonathan Schaap - 4th (12)
John Prillaman - 5th (07)
Justin Sebens - 5th (05)
Forrest Smoe - 5th (12)
Austin Beck - 6th (07)
John Butcher - 6th (11)
Troy Pittman - 6th (05)
Ethan Russell - 6th (12)
Jacob Mahaffey - 7th (06)
Lucas Prather - 7th (09 & 10)

Open Highest Ind. Places
Austin Beck - 1st (06)
Bobby Butler - 1st (11)
Jackson Powell - 1st (12)
Alex Williams - 1st (09)
Chris Carlton - 2nd (10)
Evan Forbes - 2nd (09)
Brandon Keeney - 2nd (06)
William Wolf - 2nd (12)
Dustin Campbell - 3rd (05)
Jack Hyde - 3rd (12)
Lucas Rose - 3rd (09)
Kyle Appelquist - 4th (10)
Caleb Johnson - 4th (07)
Jake Keller - 4th (12)
Alex Charter - 5th (07 & 08)

Varsity Team Places
2012 - 1st
2011 - 1st
2010 - 2nd
2009 - 1st
2008 - 1st
2007 - 1st
2006 - 1st
2005 - 2nd

Blake Colclasure - 5th (06)
Andrew Kumler - 5th (05)
Dan Leiws - 5th (11)
Dhairav Vakil - 5th (10 &12)

The times listed below are the averages for our team over the years at this invitational.

Top 5 average
16:10 (2012)
16:30.8 (2011)
16:29.4 (2010)
16:51.0 (2009)
17:16.8 (2008)
17:13.4 (2007)
17:23.2 (2006)
17:07.6 (2005)
18:29.0 (2004)

Top 7 average
16:24 (2012) J Schaap, F Smoes, E Russell, A Keeble, J Williams, C Carlton, T Hanlon
16:58.3 (2011) J Butcher, L Prather, J Schaap, F Smoes, C McCormick, C Carlton, J Williams
16:49.8 (2010) L Prather, E Johnson, J Schaap, J Butcher, F Smoes, E Russell, E Forbes
17:01.5 (2009) L Prather, J Prillaman, J Butcher, H Wolf, J Schaap, E Johnson, C Johnson
17:34.3 (2008) J Prillaman, M Schaap, H Wolf, E Johnson, J Butcher, L Prather, C Johnson
17:39.3 (2007) J Mahaffey, J Prillaman, A Beck, D Kinkelaar, A Kumler, S Roberts, K Bucker
17:47.6 (2006) J Sebens, T Pittman, J Mahaffey, D Lyons, S Roberts, D Kinkelaar, A Beck
17:25.0 (2005) J Sebens, T Pittman, J Willard, G Walder, D Lyons, J Mahaffey, S Roberts
18:53.0 (2004) J Sebens, T Pittman, P Kirwan, G Walder, S Roberts, Ad Gorsuch, A Yost

Team average
18:30 (2012)
19:22.7 (2011)
19:16.6 (2010)
19:44.1 (2009)
19:06.2 (2008)
20:52.0 (2007)
20:53.6 (2006)
21:29.3 (2005)
23:26.6 (2004)


The times listed below are the times in took each year to win or medal. 25 medals are given away in the Varsity race and 15 in the open race.

Varsity 25th Place
17:21 (2012)
17:20 (2011)
17:26 (2010)
17:46 (2009)
18:00 (2008)
18:04 (2007)
18:46 (2006)
18:15 (2005)

Open 15th Place
19:14 (2012)
20:16 (2011)
19:36 (2010)
20:06 (2009)
20:14 (2008)
20:50 (2007)
21:24 (2006)
20:42 (2005)

1st Place Team Score
37 points (2012)
53 points (2011)
55 points (2010)
46 points (2009)
56 points (2008)
42 points (2007)
37 points (2006)
53 points (2005)

MAHOMET-SEYMOUR
BOYS CROSS COUNTRY



Springfield Invitational Medalists

2010

Varsity Race
Lucas Prather - 6th
John Butcher - 19th
Freshmen Race
Forrest Smoes - 3rd
Ethan Russell - 4th
Chris Carlton - 6th
Open Race
--

2011

Varsity Race
Jonathan Schaap - 3rd
Lucas Prather - 5th
John Butcher - 8th
Forrest Smoes - 11th
Cale McCormick - 21st
Ethan Russell - 23rd
Freshmen Race
William Wolf - 12th
Open Race
Kyle Appelquist - 3rd
Chris Carlton - 4th
James Williams - 9th
Dhairav Vakil - 10th
Curt Kupferschmid - 13th

2012

Varsity Race
Jonathan Schaap - 1st
Forrest Smoes - 4th
Ethan Russell - 5th
Trevor Hanlon - 16th
James Williams - 23rd
Jackson Powell - 25th
Freshmen Race
Alex Keeble - 1st
Jake Keller - 4th
Jack Hyde - 7th
Joey Magyar - 11th
Open Race
William Wolf - 3rd
Matthew Chupp - 5th
Bobby Butler - 10th

2005

Varsity Race
Justin Sebens - 10th
Troy Pittman - 22nd
Freshmen Race
Jacob Mahaffey - 5th
Austin Beck - 14th
Open Race
--

2006

Varsity Race
Justin Sebens - 6th
Troy Pittman - 10th
Freshmen Race
Jacob Jarrett - 14th
Open Race
--

2007

Varsity Race
Jacob Mahaffey - 8th
Freshmen Race
John Prillaman - 2nd
Open Race
--

2008

Varsity Race
Jacob Mahaffey - 3rd
John Prillaman - 17th
Freshmen Race
Elijah Johnson - 2nd
Matthew Schaap - 4th
John Butcher - 5th
Lucas Prather - 6th
Open Race
--

2009

Varsity Race
Henry Wolf - 14th
John Prillaman - 15th
Lucas Prather - 17th
Freshmen Race
Jonathan Schaap - 1st
Bobby Butler - 10th
Open Race
--

2004

Varsity Race
Justin Sebens - 17th
Freshmen Race
--
Open Race
--



MAHOMET-SEYMOUR BOYS CROSS COUNTRY



Fastest Times at the Springfield Invitational

SENIORS		JUNIORS		SOPHOMORES		FRESHMEN	
Jonathan Schaap (12)	15:24	Forrest Smoes (12)	15:45	Forrest Smoes (11)	16:14	Alex Keeble (12)	10:30
Lucas Prather (11)	15:53	Jonathan Schaap (11)	15:47	Trevor Hanlon (12)	16:23	Forrest Smoes (10)	10:57
John Butcher (11)	16:09	Ethan Russell (12)	15:50	Justin Sebens (04)	16:31	Jake Keller (12)	11:04
Justin Sebens (06)	16:10	Lucas Prather (10)	16:25	Ethan Russell (11)	16:42	John Prillaman (07)	11:10
Jacob Mahaffey (08)	16:20	Justin Sebens (05)	16:37	Jackson Powell (12)	16:45	Jonathan Schaap (09)	11:10
Troy Pittman (06)	16:22	Jacob Mahaffey (07)	16:39	Lucas Prather (09)	16:54	Elijah Johnson (08)	11:11
Cale McCormick (11)	16:35	James Williams (12)	16:40	Troy Pittman (04)	17:03	Jack Hyde (12)	11:14
Henry Wolf (09)	16:47	John Prillaman (09)	16:50	Jonathan Schaap (11)	17:09	Matthew Schaap (08)	11:21
Elijah Johnson (11)	16:58	John Butcher (10)	16:55	Jacob Mahaffey (06)	17:23	John Butcher (08)	11:30
Matthew Chupp (12)	17:33	Troy Pittman (05)	17:06	William Wolf (12)	17:23	Ethan Russell (10)	11:30
Dustin Kinkelaar (07)	17:39	Elijah Johnson (10)	17:20	Kyle Appelquist (11)	17:29	Chris Carlton (10)	11:33
Bobby Butler (12)	17:43	Austin Beck (07)	17:31	John Prillaman (08)	17:30	Joey Magyar (12)	11:33
Evan Forbes (11)	18:07	Steve Roberts (06)	17:56	Chris Carlton (11)	17:32	Lucas Prather (08)	11:33
Patrick Kirwan (05)	18:07	Chris Carlton (12)	17:59	Elijah Johnson (09)	17:43	Jacob Mahaffey (05)	11:45
Devin Lyons (06)	18:09	Curt Kupferschmid (12)	18:11	James Williams (11)	17:56	Mason McAnally (12)	11:58

*In order to encourage our runners to have a goal to run towards, we compiled a list of the fastest times at the Springfield Invitational since 2004. Since all courses are different in length, we are only trying to compare one course against itself. Springfield has run on this same course each year. It is an extremely challenging course which is usually reflected in the time. The freshmen have a separate 2 mile race which would explain their faster times.

Varsity Team Places
2012 - 2nd
2011 - 1st
2010 - 3rd
2009 - 5th
2008 - 9th
2007 - 7th
2006 - 6th
2005 - 9th
2004 - 8th

Freshmen / Open Team Places
2012 -1st / 1st
2011 - No Team Score / 1st
2010 - 1st /
2009 - 3rd / No Team Score
2008 - 1st / No Team Score
2007 - No Team Score /
2006 - 2nd / 9th
2005 - 2nd /
2004 - 4th /

Open Highest Ind Places
Kyle Appelquist - 3rd (11)
William Wolf - 3rd (12)
Chris Carlton - 4th (11)
Matthew Chupp - 5th (12)
James Williams - 9th (11)
Bobby Butler - 10th (12)
Dhairav Vakil - 10th (11)
Curt Kupferschmid - 13th (11)
Curt Kupferschmid - 21st (12)
Lucas Rose - 25th (09)
Zach Rausch - 31st (07)
Dustin Kinkelaar - 32nd (05)
Blake Colclasure - 33rd (06)
Austin Beck - 36th (06)
Dan Lewis - 36th (11)
Daniel Middendorf - 37th (12)

Highest Ind. Places
Jonathan Schaap - 1st (12)
Jacob Mahaffey - 3rd (08)
Jonathan Schaap - 3rd (11)
Forrest Smoes - 4th (12)
Lucas Prather - 5th (11)
Ethan Russell - 5th (12)
Lucas Prather - 6th (10)
Justin Sebens - 6th (06)
John Butcher - 8th (11)
Jacob Mahaffey - 8th (07)

Highest Fresh. Ind. Places
Alex Keeble - 1st (12)
Jonathan Schaap - 1st (09)
Elijah Johnson - 2nd (08)
John Prillaman - 2nd (07)
Forrest Smoes - 3rd (10)
Jake Keller - 4th (12)
Ethan Russell - 4th (10)
Matthew Schaap - 4th (08)
John Butcher - 5th (08)
Jacob Mahaffey - 5th (05)

Troy Pittman - 9th (06)
Justin Sebens - 10th (05)
Forest Smoes - 11th (11)
Henry Wolf - 14th (09)
Trevor Hanlon - 16th (12)

Lucas Prather - 6th (08)
Chris Carlton - 6th (10)
Jack Hyde - 7th (12)

The times listed below are the averages for our team over the years at this invitational.

Top 5 ave
15:59.6 (2012)
16:05.0 (2011)
17:11.2 (2010)
17:20.4 (2009)
18:14.8 (2008)
17:52.4 (2007)
17:12.0 (2006)
17:47.8 (2005)

Top 7 average
16:23.7 (2012) J Schaap, F Smoes, E Russell, T Hanlon, Ja Williams, J Powell, C Carlton
16:19.5 (2011) J Schaap, L Prather, J Butcher, F Smoes, C McCormick, E Russell, E Johnson
18:02.4 (2010) L Prather, J Butcher, E Johnson, J Schaap, E Forbes, D Lewis, B Butler
17:50.7 (2009) H Wolf, J Prillaman, L Prather, E Johnson, Z Rausch, E Forbes, L Rose
19:04.3 (2008) J Mahaffey, J Prillaman, Z Rausch, C Johnson, K Bucker, A Charter, E Forbes
18:13.2 (2007) J Mahaffey, A Beck, D Kinkelaar, K Bucker, A Kumler, S Roberts, Z Rausch
17:37.7 (2006) J Sebens, T Pittman, J Mahaffey, S Roberts, D Lyons, D Kinkelaar, A Kumler
18:15.5 (2005) J Sebens, T Pittman, J Willard, G Walder, D Lyons, S Roberts, B Keeney

Team average
18:33.1 (2012)
18:34.1 (2011)
19:24.4 (2010)
19:19.7 (2009)
20:46.7 (2008)
20:08.2 (2007)
19:44.5 (2006)
22:01.0 (2005)

The times listed below are the times in took each year to win or medal. 25 medals are given away in the Varsity race and 15 in the freshmen and open race.

Varsity 25th place
16:45 (2012)
16:43 (2011)
17:00 (2010)
17:10 (2009)
17:47 (2008)
17:30 (2007)
17:05 (2006)
17:12 (2005)
17:00 (2004)

Freshman 1st & 15th place
10:30 - 11:40 (2012)
10:33 - 12:06 (2011)
10:34 - 11:56 (2010)
11:54 - 12:43 (2009)
11:04 - 12:22 (2008)
10:56 - 12:51 (2007)
11:00 - 12:24 (2006)
10:54 - 13:30 (2005)
10:57 - 11:54 (2004)

Open Race 15th place
17:50 (2012)
18:15 (2011)
18: (2010)
18:43 (2009)
19:35 (2008)
18:43 (2007)
18:53 (2006)
19:13 (2005)
18:48 (2004)

MAHOMET-SEYMOUR
BOYS CROSS COUNTRY



Peoria Notre Dame Invitational Medalists

2010
Varsity Race
--
F/S Race
--

2011
Varsity Race
--
F/S Race
--

2012
Varsity Race
Forrest Smoes - 36th
Jonathan Schaap -
38th
F/S Race
--

2005
Varsity Race
--
F/S Race
--

2006
Varsity Race
--
F/S Race
--

2007
Varsity Race
--
F/S Race
--

2008
Varsity Race
Jacob Mahaffey -
20th
F/S Race
--

2009
Varsity Race
--
F/S Race
Lucas Prather - 17th


2000
Varsity Race
Jordan Johnson -
3rd
Kyle Emkes - 37th
F/S Race
--

2001
Varsity Race
--
F/S Race
Taylor Sebestik - 24th


2002
Varsity Race
--
F/S Race
--

2003
Varsity Race
--
F/S Race
--

2004
Varsity Race
--
F/S Race
Justin Sebens - 11th



MAHOMET-SEYMOUR
BOYS CROSS COUNTRY



Fastest Times at the Peoria Notre Dame Invitational

SENIORS		JUNIORS		SOPHOMORES		FRESHMAN	
Jonathan Schaap (12)	15:15	Jordan Johnson (00)	14:53	Forrest Smoes (11)	15:58	Alex Keeble (12)	15:46
Lucas Prather (11)	15:21	Forrest Smoes (12)	15:14	Jackson Powell (12)	16:05	John Prillaman (07)	16:36
John Butcher (11)	15:34	Ethan Russell (12)	15:37	Trevor Hanlon (12)	16:16	Forrest Smoes (10)	16:37
Jacob Mahaffey (08)	15:34	Jonathan Schaap (11)	15:38	Lucas Prather (09)	16:19	Matthew Schaap (08)	16:49
Kyle Emkes (00)	15:40	Jacob Mahaffey (07)	15:42	Ethan Russell (11)	16:27	Jack Hyde (12)	16:55
Justin Sebens (06)	15:58	Lucas Prather (10)	15:55	Justin Sebens (04)	16:31	Jonathan Schaap (09)	16:58
Elijah Johnson (11)	16:11	Austin Beck (07)	16:10	William Wolf (12)	16:35	Justin Sebens (03)	16:58
Troy Pittman (06)	16:14	Elijah Johnson (10)	16:22	Jonathan Schaap (10)	16:37	Ethan Russell (10)	17:04
Cale McCormick (11)	16:22	John Prillaman (09)	16:28	Chris Carlton (11)	16:43	Elijah Johnson (08)	17:05
John Prillaman (10)	16:29	James Williams (12)	16:28	John Butcher (09)	16:45	Jake Keller (12)	17:07
Henry Wolf (09)	16:29	Justin Sebens (05)	16:29	Taylor Sebestik (01)	16:54	Taylor Sebestik (00)	17:11
Brandon Smith (03)	16:51	John Butcher (10)	16:36	Elijah Johnson (09)	17:07	Lucas Prather (08)	17:12
Dustin Kinkelaar ()	16:57	Troy Pittman (05)	16:39	Alex Smith (01)	17:15	Troy Pittman (03)	17:41
Alex Smith (03)	16:58	Chris Carlton (12)	16:42	Troy Pittman (04)	17:25	John Butcher (08)	17:56
Patrick Kirwan (05)	17:10	Taylor Sebestik (02)	16:58	Kyle Appelquist (11)	17:37	Steve Roberts ()	18:13
		CJ Fall (02)	17:12	Alex Smith (01)	17:42	William Wolf (11)	18:29
		Henry Wolf (08)	17:22	Dhairav Vakil (11)	17:47	Mason McAnally (12)	18:42
		Kurt Bucker (07)	17:27	Jacob Mahaffey (06)	18:13		

*In order to encourage our runners to have a goal to run towards, we compiled a list of the fastest times at the Notre Dame Invitational since 2000. Our team first ran in the Peoria ND meet in 2000. Since all courses are different in length, we are only trying to compare one course against itself. The Notre Dame course has slightly changed during this time, but it appears to be very comparable.

Varsity Team Places
2012 - 13th
2011 - 14th
2010 - 30th
2009 - 40th
2008 - 32nd
2007 - 28th
2006 - 26th
2005 - 35th
2004 - 48th
2003 - 37th
2002 - 33rd
2001 - No team score
2000 - No team score

F/S Team Places
2012 - No team score
2011 - 28th
2010 - 27th
2009 - 12th
2008 - 13th
2007 - 27th
2006 - 31st
2005 - 30th
2004 - 17th
2003 - 27th
2002 - 36th
2001 - 19th
2000 - No team score

Highest Ind. Places
Jordan Johnson - 3rd (00)
Jacob Mahaffey - 20th (08)

F/S Highest Ind. Places
Justin Sebens - 11th (04)
Lucas Prather - 17th (09)

Open Highest Ind. Places
Nick Sellers - 160th (06)
Alex Patton - 180th (04)
Blake Colclasure - 192nd (05)
Wade Rippey - 208th (02)
Dale Donoho - 212th (08)

Forrest Smoes - 36th (12)
Kyle Emkes - 37th (00)
Jonathan Schaap - 38th (12)
Lucas Prather - 44th (11)
Justin Sebens - 45th (06)
Jacob Mahaffey - 62nd (07)
Troy Pittman - 72nd (06)
John Butcher - 73rd (11)
Ethan Russell - 76th (12)
Jonathan Schaap - 82nd (11)
Alex Keeble - 96th (12)
Austin Beck - 103rd (07)
Lucas Prather - 103rd (10)

Taylor Sebestik - 24th (01)
John Butcher - 36th (09)
John Prillaman - 38th (07)
Matthew Schaap - 40th (08)
Taylor Sebestik - 45th (00)
Alex Smith - 45th (01)
Chris Carlton - 51st (11)
Jonathan Schaap - 51st (10)
Jack Hyde - 56th (12)
Troy Pittman - 58th (04)
Elijah Johnson - 63rd (09)
Elijah Johnson - 64th (08)
Jacob Mahaffey - 69th (06)

Michael Mansfield - 212th (06)
Phil Dempsey - 213th (06)
Jeremy Schmitz - 218th (04)
Joe Logan - 221st (06)
Anthony Nickrent - 227th (04)

The times listed below are the averages for our team over the years at this invitational.

Top 5 average
15:35.1 (2012)
15:44.4 (2011)
16:23.8 (2010)
16:35.8 (2009)
16:47.2 (2008)
16:34.0 (2007)
17:11.2 (2006)
17:15.6 (2005)
17:30.6 (2004)
16:59.8 (2003)
17:15.0 (2002)

Top 7 average
15:48.7 (2012) F. Smoes, J. Schaap, E. Russell, A. Keeble, J. Powell, T. Hanlon, Ja. Williams
15:56.0 (2011) L Prather, J Butcher, J Schaap, F Smoes, E Johnson, C McCormick, E Russell
16:31.4 (2010) L Prather, E Johnson, J Prillaman, J Butcher, J Schaap, F Smoes, E Russell
16:47.5 (2009) L Prather, J Prillaman, H Wolf, J Butcher, J Schaap, E Johnson, C Johnson
16:57.6 (2008) J Mahaffey, J Prillaman, Z Rausch, C Johnson, K Bucker, A Charter, E Forbes
16:49.3 (2007) J Mahaffey, A Beck, J Prillaman, D Kinkelaar, S Roberts, K Bucker, A Kumler
17:32.0 (2006) J Sebens, T Pittman, D Lyons, J Mahaffey, S Roberts, D Kinkelaar, A Kumler
17:30.1 (2005) J Sebens, T Pittman, D Lyons, J Mahaffey, J Willard, G Walder, S Roberts
17:48.0 (2004) J Sebens, P Kirwan, T Pittman, S Roberts, G Walder, K Koenig, A Yost
17:11.3 (2003) T Sebestik, B Smith, A Smith, J Sebens, C Fall, R Beach, T Pittman
17:45.0 (2002) A Smith, T Sebestik, C Fall, W Logan, B Johnson, R Beach, P Kirwan

Team average
17:18.1 (2012)
17:59.0 (2011)
19:21.9 (2010)
19:11.1 (2009)
18:32.5 (2008)
19:26.6 (2007)
20:19.5 (2006)
20:42.0 (2005)
21:26.4 (2004)
19:51.9 (2003)
19:17.1 (2002)

The times listed below are the times in took each year to win or medal at the Peoria Notre Dame Invitational.
40 medals are given away in the Varsity race, 20 in the fresh/soph race, and 15 in the open race.

Varsity 40th Place
15:17 (2012)
15:17 (2011)
15:20 (2010)
15:27 (2009)
15:51 (2008)
15:29 (2007)
15:51 (2006)
15:39 (2005)
15:44 (2004)
15:38 (2003)
15:48 (2002)
15:37 (2001)
15:44 (2000)

F/S 20th Place
16:21 (2012)
16:19 (2011)
16:31 (2010)
16:23 (2009)
16:24 (2008)
16:19 (2007)
17:02 (2006)
16:37 (2005)
16:51 (2004)
16:43 (2003)
16:48 (2002)
16:50 (2001)
16:42 (2000)

Open 15th Place
No times recorded
No times recorded
16:20 (2010)
16:27 (2009)
16:52 (2008)
16:32 (2007)
17:02 (2006)
16:33 (2005)
16:52 (2004)
16:56 (2003)
17:03 (2002)
16:57 (2001)
16:57 (2000)



MAHOMET-SEYMOUR
BOYS CROSS COUNTRY



East Peoria Invitational Medalists

2010

Lucas Prather - 9th

2011

Jonathan Schaap - 5th
Lucas Prather - 7th
John Butcher - 13th

2012

Jonathan Schaap - 1st
Forrest Smoes - 2nd
Ethan Russell - 7th
Alex Keeble - 15th

2005

--

2006

Justin Sebens - 6th

2007

Jacob Mahaffey - 7th

2008

Jacob Mahaffey - 3rd

2009

--



**EAST PEORIA
361
INVITATIONAL**

MAHOMET-SEYMOUR
BOYS CROSS COUNTRY



Fastest Times at the East Peoria Invitational

SENIORS		JUNIORS		SOPHOMORES		FRESHMEN	
Jonathan Schaap (12)	14:58	Forrest Smoes (12)	15:14	Forrest Smoes (11)	15:52	Alex Keeble (12)	15:54
Lucas Prather (11)	15:24	Jonathan Schaap (11)	15:18	Lucas Prather (09)	16:02	Forrest Smoes (10)	16:25
Jacob Mahaffey (08)	15:27	Ethan Russell (12)	15:40	Ethan Russell (11)	16:11	Elijah Johnson (08)	16:45
John Butcher (11)	15:37	Lucas Prather (10)	15:52	Jonathan Schaap (10)	16:16	Lucas Prather (08)	16:51
Justin Sebens (06)	15:55	Jacob Mahaffey (07)	15:57	Chris Carlton (11)	16:35	Jake Keller (12)	16:54
Elijah Johnson (11)	16:05	James Williams (12)	16:19	John Butcher (09)	16:36	Matthew Schaap (08)	16:54
Cale McCormick (11)	16:09	John Butcher (10)	16:27	John Prillaman (08)	16:39	John Prillaman (07)	16:57
Henry Wolf (09)	16:21	Elijah Johnson (10)	16:28	Kyle Appelquist (11)	16:40	Jack Hyde (12)	17:02
John Prillaman (10)	16:28	Austin Beck (07)	16:32	William Wolf (12)	16:46	Jonathan Schaap (09)	17:02
Matthew Chupp (12)	16:49	Chris Carlton (12)	16:39	James Williams (11)	17:00	Ethan Russell (10)	17:03
Bobby Butler (12)	16:55	Henry Wolf (08)	16:46	Elijah Johnson (09)	17:11	John Butcher (08)	17:18
Evan Forbes (10)	17:17	Justin Sebens (05)	16:51	Jacob Mahaffey (06)	17:12	Chris Carlton (10)	17:40
Caleb Johnson (09)	17:24	Troy Pittman (05)	17:16	Curt Kupferschmid (11)	17:22	Kyle Appelquist (10)	17:55
Andrew Kumler (07)	17:27	Evan Forbes (09)	17:39	Zach Rausch (07)	18:14	Curt Kupferschmid (10)	17:56
Alex Williams (09)	17:31	Bobby Butler (11)	17:43	Alex Charter (07)	18:21	Joey Magyar (12)	18:02
Zach Rausch (09)	17:35	Curt Kupferschmid (12)	17:43	Steve Roberts (05)	18:26	Jacob Mahaffey (05)	18:09
Steve Roberts (07)	17:40	Dustin Kinkelaar (06)	17:48			Mason McAnally (12)	18:18
		Kurt Bucker (07)	17:54			Dhairav Vakil (10)	19:07
		Zach Rausch (08)	17:55			Jacob Jarrett (06)	19:08

*In order to encourage our runners to have a goal to run towards, we compiled a list of the fastest times at the East Peoria Invitational since 2005. East Peoria is a 2.95 course. Most coaches would say that it isn't a fast course, even though it is a short course. Since all courses are different in length, we are only trying to compare one course against itself.

Varsity Team Places
2012 - 1st
2011 - 1st
2010 - 2nd
2009 - 6th
2008 - 5th
2007 - 9th
2006 - 10th
2005 - 9th

Fresh/Soph Team Places
2012 - Did not enter
2011 - Did not enter
2010 - Did not enter
2009 - Did not enter
2008 - Did not enter
2007 - 6th
2006 - 8th
2005 - 10th

Varsity Top Ind. Places
Jonathan Schaap - 1st (12)
Forrest Smoes - 2nd (12)
Jacob Mahaffey - 3rd (08)
Jonathan Schaap - 5th (11)
Justin Sebens - 6th (06)

F/S Top Ind. Places
John Prillaman - 2nd (07)
Jacob Mahaffey - 3rd (06)
Jacob Mahaffey - 12th (05)
Steve Roberts - 21st (05)
Zach Rausch - 23rd (07)

Jacob Mahaffey - 7th (07)
Lucas Prather - 7th (11)
Ethan Russell - 7th (12)
Lucas Prather - 9th (10)
John Butcher - 13th (11)
Alex Keeble - 15th (12)
Lucas Prather - 21st (09)
Forrest Smoes - 21st (11)
Jonathan Schaap - 23rd (10)
Austin Beck - 25th (07)
Henry Wolf - 28th (09)
Forrest Smoes - 33rd (10)
John Butcher - 35th (09 & 10)
John Prillaman - 41st (08)

Alex Charter - 27th (07)
Jacob Jarrett - 45th (06)
Dustin Kinkelaar - 45th (05)
Alex Charter - 47th (06)
Caleb Johnson - 55th (07)

The times listed below are the averages for our team over the years at this invitational.

Top 5 average
15:37 (2012)
15:39.2 (2011)
16:17.6 (2010)
16:38.4 (2009)
16:29.6 (2008)
16:54.6 (2007)
17:34.2 (2006)
17:46.0 (2005)

Top 7 average
15:55.7 (2012) J Schaap, F Smoes, E Russell, A Keeble, Ja Williams, C Carlton, W Wolf
15:48.0 (2011) J Schaap, L Prather, J Butcher, F Smoes, E Johnson, C McCormick, E Russell
16:25.5 (2010) L Prather, J Schaap, F Smoes, J Butcher, J Prillaman, E Johnson, E Russell
16:53.0 (2009) L Prather, H Wolf, J Butcher, J Schaap, E Johnson, C Johnson, Z Rausch
16:40.0 (2008) J Mahaffey, J Prillaman, E Johnson, H Wolf, L Prather, M Schaap, J Butcher
17:14.5 (2007) J Mahaffey, A Beck, J Prillaman, A Kumler, S Roberts, K Bucker, Z Rausch
17:59.1 (2006) J Sebens, J Mahaffey, D Kinkelaar, A Kumler, B Keeney, D Lyons, J Jarrett
17:57.6 (2005) J Sebens, T Pittman, J Mahaffey, G Walder, J Willard, S Roberts, D Lyons

Team average
17:51.5 (2012)
17:39 (2011)
18:14.1 (2010)
18:25.1 (2009)
18:23.7 (2008)
20:04.7 (2007)
20:00.0 (2006)
20:57.1 (2005)

The times listed below are the times in took each year to win or medal. 20 medals are given away in the Varsity race and 15 in the freshman and open race.

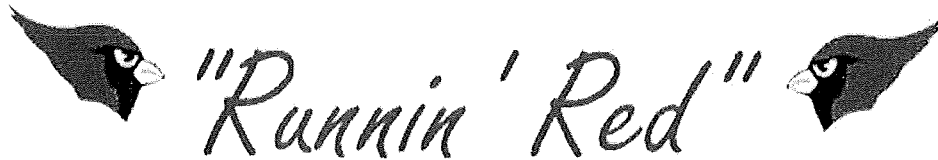
Varsity 20th Place
16:09 (2012)
15:51 (2011)
16:14 (2010)
16:09 (2009)
16:00 (2008)
16:23 (2007)
16:42 (2006)
(2005)

F/S 15th Place
17:41 (2012)
17:34 (2011)
18:07 (2010)
17:31 (2009)
17:28 (2008)
17:57 (2007)
17:54 (2006)
18:12 (2005)

1st Place Team Score
49 points (2012)
71 points (2011)
31 points (2010)
55 points (2009)
47 points (2008)
69 points (2007)
53 points (2006)
(2005)

RUNNIN' RED
595
INVITE

MAHOMET-SEYMOUR
BOYS CROSS COUNTRY



Metamora Runnin Red Invitational Medalists

2010

Lucas Prather - 12th
John Prillaman -
22nd
John Butcher - 27th
Forrest Smoes - 29th
Elijah Johnson -
35th

2011

John Butcher - 6th
Lucas Prather - 9th
Jonathan Schaap - 11th
Forrest Smoes - 14th
Elijah Johnson - 23rd
Cale McCormick -
24th
Ethan Russell - 30th

2012

Jonathan Schaap -
2nd
Forrest Smoes - 4th
Ethan Russell - 11th
Alex Keeble - 15th
James Williams -
32nd

2008

Jacob Mahaffey -7th
John Prillaman - 33rd
Henry Wolf - 40th

2009

John Prillaman - 33rd
Lucas Prather - 34th


**Overall Boys Runnin Red Black Partridge Park
Best 25 Times ran on Black Partridge Park - 2.94 Miles**

11/13/12

	Date	Name	School	Time
1	10/10/87	Mark Scheirer	Metamora	14:18.7
2	10/07/95	Jon Chermack	Palatine	14:27.9
3	10/11/86	Mark Scheirer	Metamora	14:28.0
4	10/15/80	Larry Finch	Metamora	14:30.0
5	10/11/80	Larry Finch	Metamora	14:31.0
6	10/09/93	Adam White	Notre Dame (Peoria)	14:35.2
7	10/10/98	Nathan Purcell	Salem	14:35.3
8	10/07/95	Chris Rodriguez	Waubonsie Valley	14:38.9
9	10/13/84	Troy Maddux	Streator Woodland	14:39.1
10	10/07/89	Robert Watson	Palatine	14:41.6
11	10/06/12	John Wold	Glenbard South	14:41.7
12	10/12/91	John Weigel	Metamora	14:42.2
13	10/12/96	Justin Young	Richwoods (Peoria)	14:44.6
14	10/07/89	John Weigel	Metamora	14:44.8
14	10/06/90	John Weigel	Metamora	14:44.8
16	10/09/93	Jon Chermack	Palatine	14:46.6
17	10/07/95	Brendan Corrigan	Richwoods (Peoria)	14:47.9
18	10/15/83	Mark Oberle	Morton	14:48.0
19	10/11/80	John Jacobson	Cornell	14:49.0
19	10/16/82	Keith Bruch	Normal Community	14:49.0
19	10/07/89	Joe McEnroe	Notre Dame (Peoria)	14:49.0
22	10/09/99	Nic Rogers	Richwoods (Peoria)	14:50.0
23	10/06/12	Jonathan Schaap	Mahomet Seymour	14:50.2
24	10/08/88	Tim Bass	Normal Community	14:50.9
25	10/11/80	Mike Clark	Tonica	14:51.0

RUNNIN' RED
595
INVITE

MAHOMET-SEYMOUR
BOYS CROSS COUNTRY



Fastest Times at the Metamora Invitational

SENIORS		JUNIORS		SOPHOMORES		FRESHMEN	
Jonathan Schaap (12)	14:51	Forrest Smoes (12)	14:58	Forrest Smoes (11)	15:58	Alex Keeble (12)	15:36
John Butcher (11)	15:29	Ethan Russell (12)	15:25	William Wolf (12)	16:12	Forrest Smoes (10)	16:25
Lucas Prather (11)	15:36	Jonathan Schaap (11)	15:42	Lucas Prather (09)	16:19	Ethan Russell (10)	16:53
Jacob Mahaffey (08)	15:42	Lucas Prather (10)	15:51	Ethan Russell (11)	16:28	Jonathan Schaap (09)	16:53
Elijah Johnson (11)	16:15	Elijah Johnson (10)	15:59	John Prillaman (08)	16:30	Jake Keller (12)	16:59
John Prillaman (10)	16:16	John Prillaman (09)	16:18	John Butcher (09)	16:33	Jack Hyde (12)	17:06
Cale McCormick (11)	16:17	John Butcher (10)	16:24	Jackson Powell (12)	16:33	Lucas Prather (08)	17:06
Matthew Chupp (12)	16:18	Chris Carlton (12)	16:27	Jonathan Schaap (10)	16:49	Matthew Schaap (08)	17:09
Henry Wolf (09)	16:45	Elijah Johnson (10)	16:31	James Williams (11)	17:06	John Butcher (08)	17:18
Bobby Butler (12)	16:53	Henry Wolf (08)	16:44	Chris Carlton (11)	17:09	Curt Kupferschmid (10)	17:25
Austin Beck (08)	17:08	Curt Kupferschmid (12)	16:51	Kyle Appelquist (11)	17:29	Joey Magyar (12)	17:30
Caleb Johnson (09)	17:28	Daniel Middendorf (12)	17:44	Elijah Johnson (09)	17:41	Mason McAnally (12)	17:45
Kurt Bucker (08)	17:33	Zach Rausch (08)	17:51	Ryan Huff (12)	18:46	Kyle Appelquist (10)	18:09
Zach Rausch (09)	17:49	Evan Forbes (09)	17:56	Bobby Butler (10)	19:08	Chris Carlton (10)	18:17
Alex Williams (09)	18:17	Bobby Butler (11)	18:00	Evan Forbes (08)	19:16	James Williams (10)	18:31

*In order to encourage our runners to have a goal to run towards, we compiled a list of the fastest times at the Metamora Invitational since 2008. Metamora's course is a 2.94 course.

Highest Ind. Places
Jonathan Schaap - 2nd (12)
Forrest Smoes - 4th (12)
John Butcher - 6th (11)
Jacob Mahaffey - 7th (08)
Lucas Prather - 10th (11)
Ethan Russell - 11th (12)
Jonathan Schaap - 11th (11)
Lucas Prather - 12th (10)
Forrest Smoes - 14th (11)
Alex Keeble - 15th (12)
John Prillaman - 22nd (10)
Elijah Johnson - 23rd (11)
Cale McCormick - 24th (11)
John Butcher - 27th (10)
Forrest Smoes - 29th (10)
Alex Williams - 32nd (12)
John Prillaman - 33rd (09)
John Prillaman - 33rd (08)
Lucas Prather - 34th (09)

Varsity Team Places
2012 - 1st
2011 - 2nd
2010 - 4th
2009 - 9th
2008 - 6th

Fresh/Soph Team Places
2012 - We did not enter
2011 - We did not enter
2010 - We did not enter
2009 - We did not enter
2008 - We did not enter

Elijah Johnson - 35th (10)
Henry Wolf - 40th (08)

The times listed below are the averages for our team over the years at this invitational.

Top 5 average
15:21.8 (2012)
15:48.0 (2011)
16:17.4 (2010)
16:33.8 (2009)
16:38.0 (2008)

Top 7 average
15:37.0 (2012) J Schaap, F Smoes, E Russell, A Keeble, J Williams, W Wolf, M Chupp
15:57.9 (2011) J Butcher, L Prather, J Schaap, F Smoes, E Johnson, C McCormick, E Russell
16:27 (2010) L Prather, J Prillaman, J Butcher, F Smoes, E Johnson, J Schaap, E Russell
16:51.1 (2009) J Prillaman, L Prather, J Butcher, H Wolf, J Schaap, C Johnson, E Johnson
16:48.1 (2008) J Mahaffey, J Prillaman, H Wolf, L Prather, A Beck, M Schaap, J Butcher

Team average
17:20.3 (2012)
18:00.0 (2011)
19:01.0 (2010)
18:53.7 (2009)
18:27.6 (2008)

The times listed below are the times in took each year to win or medal. 40 medals are given away in the Varsity race and 30 in the freshman/soph race.

Varsity 40th Place
16:03 (2012)
16:39 (2011)
16:39 (2010)
16:29 (2009)
16:43 (2008)

F/S 30th Place
17:28 (2012)
17:33 (2011)
18:02 (2010)
17:57 (2009)
17:48 (2008)

1st Place Team Score
62 points (2012)
59 points (2011)
40 points (2010)
point (2009)
81 points (2008)

MAHOMET-SEYMOUR
BOYS CROSS COUNTRY



All - Conference Runners

2010
Lucas Prather - 7th
John Butcher - 9th
Jonathan Schaap-10th

2011
Jonathan Schaap - 4th
Lucas Prather - 7th
John Butcher - 8th
Forrest Smoes - 10th

2012
Forrest Smoes - 1st
Jonathan Schaap - 2nd
Ethan Russell - 9th

2005
Troy Pittman - 4th
Justin Sebens - 7th

2006
Justin Sebens - 4th
Troy Pittman - 7th

2007
John Prillaman - 6th
Jacob Mahaffey - 7th

2008
Jacob Mahaffey - 3rd

2009
John Prillaman - 8th
Lucas Prather - 9th
Henry Wolf - 10th

2000
Kyle Emkes - 1st

2001

2002

2003
Taylor Sebestik - 6th
Alex Smith - 9th

2004
Justin Sebens - 8th

1995
Phil Alexander - 5th
Josh Smith - 7th
Scott DeWitt - 9th
Neil Banwart - 10th

1996
Phil Alexander - 3rd
Josh Mock - 10th

1997
Josh Mock - 5th

1998
Josh Mock - 6th

1999
Jordan Johnson - 2nd
Kyle Emkes - 4th

1990
Dan Nielsen - 1st

1991

1992
John Arbuckle - 10th

1993
Scott DeWitt - 6th
John Arbuckle - 10th

1994
Grant Iles - 7th
Scott DeWitt - 9th

1985
N/A

1986

1987
Jamie Fancher - 9th
Dan Nielsen - 10th

1988
Dan Nielsen - 5th

1989
Dan Nielsen - 1st
Burt Huddleston - 8th

1980

1981
Eric Mathis - 8th
Neil Mathis - 9th

1982
Chris Perry - 2nd
Eric Mathis - 5th
Neil Mathis - 7th

1983
Chris Perry - 1st
Neil Mathis - 3rd

1984
Neil Mathis - 1st
Karl Welke - 2nd

1975

1976
Marc Brown - 1st
Mike Withrow - 3rd
Craig Brownfield - 6th

1977
Craig Brownfield - 1st
Mike Withrow - 2nd
Kenny Rippy - 3rd

1978

1979
Mark Wieneke - 3rd
Joe Metcalf - 5th
Lance Neaville - 8th
Dale Wirth - 9th

1970

1971

1972

1973

1974

Mahomet-Seymour was in the Sangamon Valley Conference from 1970 to the 1975/76 season.
Mahomet-Seymour was in the Okaw Valley Conference from the 1976/77 season to the 1984/85 season.
Mahomet-Seymour was not in a conference during the 1985/86 season.
Mahomet-Seymour has been in the Cornbelt Conference from the 1986/87 season to present.

MAHOMET-SEYMOUR
BOYS CROSS COUNTRY



Boys Cross Country Conference Team Results

1979 1st	1989 2nd	1999 5th	2009 2nd	
1978 1st	1988 3rd	1998 5th	2008 2nd	
1977 1st	1987 3rd	1997 5th	2007 2nd	
1976 1st	1986 5th	1996 4th	2006 3rd	
1975	1985 N/A	1995 2nd	2005 4th	
1974	1984 2nd	1994 2nd	2004 3rd	
1973	1983 2nd	1993 3rd	2003 3rd	
1972	1982 2nd	1992 5th	2002 4th	2012 2nd
1971	1981 2nd	1991 3rd	2001 5th	2011 2nd
1970	1980 1st	1990 4th	2000 5th	2010 2nd

Mahomet-Seymour was in the Sangamon Valley Conference from before 1969 to the 1975/76 season.
 Mahomet-Seymour was in the Okaw Valley Conference from the 1976/77 season to the 1984/85 season.
 Mahomet-Seymour was not in a conference during the 1985/86 season.
 Mahomet-Seymour has been in the Cornbelt Conference from the 1986/87 season to present.

MAHOMET-SEYMOUR
BOYS CROSS COUNTRY



Top 10 Regional Runners

2010
Lucas Prather - 9th

2011
Lucas Prather - 4th
Jonathan Schaap - 5th
John Butcher - 6th
Forrest Smoes - 7th
Cale McCormick - 9th

2012
Forrest Smoes - 2nd
Jonathan Schaap - 4th
Ethan Russell - 5th
Alex Keeble - 7th

2005
Troy Pittman - 6th
Justin Sebens - 9th

2006
Justin Sebens - 1st
Troy Pittman - 4th
Devin Lyons - 7th
Andrew Kumler - 9th
Jacob Mahaffey - 10th

2007
Jacob Mahaffey - 2nd
John Prillaman - 5th

2008
Jacob Mahaffey - 2nd
John Prillaman - 5th

2009
Lucas Prather - 9th

2000
Kyle Emkes - 3rd
Jordan Johnson - 7th

2001

2002

2003

2004
Troy Pittman - 4th
Justin Sebens - 8th

1995
Phil Alexander - 4th
Scott DeWitt - 7th
Neil Banwart - 9th

1996
Josh Mock - 2nd
Phil Alexander - 4th

1997
Josh Mock - 2nd

1998
Josh Mock - 5th
Jordan Johnson - 7th

1999
Jordan Johnson - 1st
Kyle Emkes - 4th

1990
Dan Nielsen - 1st
Burt Huddleston - 6th

1991
Derrick Short - 8th

1992

1993
Scott DeWitt - 4th
John Arbuckle - 9th

1994
Josh Smith - 4th
Phil Alexander - 8th
Grant Iles - 9th
Scott DeWitt - 10th

1985
Jamie Fancher - 6th

1986
Jamie Fancher - 2nd

1987
Jamie Fancher - 2nd
Dan Nielsen - 3rd
Brian Easter - 5th

1988
Dan Nielsen - 1st
Hans Waters - 6th
Brian Easter - 8th
Burt Huddleston - 10th

1989
Dan Nielsen - 1st
Burt Huddleston - 6th
Hans Waters - 10th

1980
Mark Wieneke - 3rd

1981

1982
Chris Perry - 3rd
Neil Mathis - 5th
Eric Mathis - 8th

1983
Chris Perry - 2nd
Neil Mathis - 3rd
Carl Welke - 10th

1984
Neil Mathis - 1st
Karl Welke - 2nd

1975

1976
Marc Brown - 3rd
Mike Withrow - 5th
Craig Brownfield - 6th
Gene Frederick - 10th

1977
Mike Withrow - 3rd
Kenny Rippey - 5th

1978
Mark Wieneke - 3rd
Keith Walker - 4th
Joe Metcalf - 6th

1979
Mark Wieneke - 3rd
Dale Wirth - 8th

1970

1971

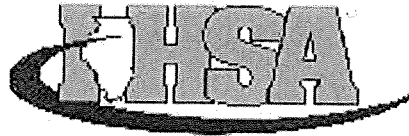
1972

1973
Mark Johnson - 4th

1974
Mark Johnson - 1st
Bill James - 6th



MAHOMET-SEYMOUR
BOYS CROSS COUNTRY




Boys Cross Country Regional Team Results

1979 1st	1989 1st	1999 5th	2009 4th	
1978 1st	1988 1st	1998 4th	2008 2nd	
1977 2nd	1987 1st	1997 7th	2007 1st	
1976 1st	1986 3rd	1996 1st	2006 1st	
1975 6th	1985 8th	1995 1st	2005 3rd	
1974 6th	1984 4th	1994 2nd	2004 3rd	
1973 8th	1983 2nd	1993 2nd	2003 5th	
1972 10th	1982 2nd	1992 3rd	2002 7th	2012 1st
1971 8th	1981 2nd	1991 4th	2001 9th	2011 1st
1970 16th	1980 2nd	1990 2nd	2000 4th	2010 3rd

Regionals were referred to as Districts 1979 and before.
 Mahomet-Seymour was single A in a 1 class system until 1976.
 Mahomet-Seymour was single A in a 2 class system until 1997.
 Mahomet-Seymour was double A in a 2 class system from 1997-2006.
 Mahomet-Seymour is double A in a 3 class system from 2007- current.

The past is not your potential.



State Qualifiers

2010
Lucas Prather - 106th

2011
Jonathan Schaap - 25th
Forrest Smoes - 48th
Lucas Prather - 49th
John Butcher - 58th
Cale McCormick - 89th
Eljiah Johnson - 134th
Ethan Russell - 142nd

2012
Jonathan Schaap - 10th
Forrest Smoes - 11th
Ethan Russell - 86th
Matthew Chupp - 124th
Alex Keeble - 126th
James Williams - 127th
Jackson Powell - 173rd

2005

2006
Justin Sebens - 124th

2007

2008
Jacob Mahaffey - 25th

2009

2000
Kyle Emkes - 53rd

2001

2002

2003

2004

1995
Phil Alexander - 22nd
Neil Banwart - 45th
Josh Smith - 47th
Chad Avery - 61st
Scott DeWitt - 86th
Jesse Schweig - 107th
Josh Mock - 116th

1996
Josh Mock - 22nd
Phil Alexander - 23rd
Grant Iles - 53rd
Scott DeWitt - 66th
Jesse Schweig - 89th
Ryan Pittman - 107th
Ryan Clements - 155th

1997
Josh Mock - 166th

1998
Josh Mock - 193rd

1999
Jordan Johnson - 77th

1990
Dan Nielsen - 24th

1991

1992

1993
Scott DeWitt - 55th

1994
Scott DeWitt - 27th
Grant Iles - 49th
Phil Alexander - 81st
Josh Smith - 103rd
Neil Banwart - 106th
Chad Avery - 126th
Jesse Schweig - 160th

1985

1986

1987
Jamie Fancher - 37
Brian Easter - 75
Dan Nielsen - 82
Jay Busey - 102
Hans Waters - 122
Jeff Janowski - 120
Clay Masters - 137

1988
Dan Nielsen - 22nd
Brian Easter - 49th
Hans Waters - 94th
Jeff Janowski - 96th
Burt Huddleston - 120th
Jay Busey - 125th
Jay Yost - 166th

1989
Derrick Short - 49th
Dan Nielsen - 54th
Brian Easter - 73rd
Hans Waters - 124th
Burt Huddleston - 126th
Dave Wagner - 159th
Nezar Kassem - 161st

1980
Mark Wieneke - 17th
Jason Means - 81st
Lance Neaville - 115th
Eric Mathis - 116th
Dave Wieneke - 147th
Bill Fryer - 151st
Todd Taskerud - 158th

1981

1982
Chris Perry - 45th

1983
Chris Perry - 27th
Neil Mathis - 35th

1984
Neil Mathis - 22nd

1975

1976

1977

1978
Mark Wieneke - 25th
Kenny Rippy - 68th
Keith Walker - 75th
Joe Metcalf - 94th
Dale Wirth - 95th
John Clinebell - 131st
David Roe - 139th

1979
Mark Wieneke - 37th
Joe Metcalf - 50th
Dale Wirth - 95th
Lance Neaville - 96th
Jason Means - 121st
Yarry Coats - 139th
Scott Johnson - 147th

1970

1971

1972

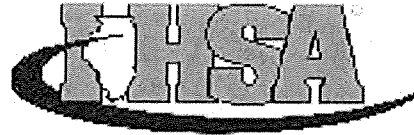
1973
Mark Johnson - DNF

1974
Mark Johnson - 13th

Mahomet-Seymour was single A in a 1 class system until 1976. Mahomet-Seymour was single A from 1976-1996. Mahomet-Seymour was AA in a 2 class system from 1997-2006. Mahomet-Seymour was AA in a 3 class system from 2007 - current.



MAHOMET-SEYMOUR
BOYS CROSS COUNTRY



All-State Runners

Jonathan Schaap 10th in 2012

Forrest Smoes 11th in 2012

Mark Johnson 13th in 1974

Mark Wieneke 17th in 1980

Phil Alexander 22nd in 1995

Neil Mathis 22nd in 1984

Josh Mock 22nd in 1996

Dan Nielsen 24th in 1988

Phil Alexander 23rd in 1996

Dan Nielsen 24th in 1990

Jacob Mahaffey 25th in 2008


Jonathan Schaap 25th in 2011

Mark Wieneke 25th in 1978

Mahomet-Seymour was single A in a 1 class system until 1976.
Mahomet-Seymour was single A in a 2 class system from 1976-1997.
Mahomet-Seymour was double A in a 2 class system from 1997-2006.
Mahomet-Seymour is double A in a 3 class system from 2007- current.



MAHOMET-SEYMOUR
BOYS CROSS COUNTRY





State Team Results

1979 14th	1989 14th	1999 -	2009 -	
1978 10th	1988 11th	1998 -	2008 -	
1977 -	1987 10th	1997 -	2007 -	
1976 -	1986 -	1996 4th	2006 -	
1975 -	1985 -	1995 4th	2005 -	
1974 -	1984 -	1994 10th	2004 -	
1973 -	1983 -	1993 -	2003 -	
1972 -	1982 -	1992 -	2002 -	2012 11th
1971 -	1981 -	1991	2001 -	2011 5th
1970 -	1980 15th	1990 -	2000 -	2010 -

Mahomet-Seymour was single A in a 1 class system until 1976.
 Mahomet-Seymour was single A in a 2 class system from 1976-1997.
 Mahomet-Seymour was double A in a 2 class system from 1997-2006.
 Mahomet-Seymour is double A in a 3 class system from 2007- current.

The Past is not your Potential.



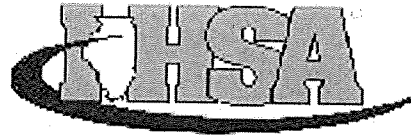
All-Sectional Runners

<u>2010</u> ---	<u>2011</u> Jonathan Schaap - 9th	<u>2012</u> Jonathan Schaap - 2nd Forrest Smoes - 3rd		
<u>2005</u> ---	<u>2006</u> Justin Sebens - 9th	<u>2007</u> ---	<u>2008</u> Jacob Mahaffey - 6th	<u>2009</u> ---
<u>2000</u> Kyle Emkes - 4th	<u>2001</u> ---	<u>2002</u> ---	<u>2003</u> ---	<u>2004</u> ---
<u>1995</u> ---	<u>1996</u> Josh Mock - 10th	<u>1997</u> Josh Mock - 2nd	<u>1998</u> Josh Mock - 9th	<u>1999</u> Jordan Johnson - 8th
<u>1990</u> Dan Nielsen - 1st	<u>1991</u> ---	<u>1992</u> ---	<u>1993</u> ---	<u>1994</u> ---
<u>1985</u> ---	<u>1986</u> ---	<u>1987</u> ---	<u>1988</u> Dan Nielsen - 3rd	<u>1989</u> Dan Nielsen - 2nd
<u>1980</u> ---	<u>1981</u> ---	<u>1982</u> Neil Mathis - 9th	<u>1983</u> Neil Mathis - 9th	<u>1984</u> Neil Mathis - 3rd
<u>1975</u> ---	<u>1976</u> ---	<u>1977</u> ---	<u>1978</u> Mark Wieneke - 7th	<u>1979</u> ---
<u>1970</u> ---	<u>1971</u> ---	<u>1972</u> ---	<u>1973</u> Mark Johnson - 3rd	<u>1974</u> Mark Johnson - 2nd

The runners that place in the top 10 at the Sectional meet earn a medal for their All-Sectional team status.

EAST PEORIA
340
SECTIONAL

MAHOMET-SEYMOUR
 BOYS CROSS COUNTRY




Sectional Team Results

1979 1st	1989 3rd	1999 19th	2009 13th	
1978 2nd	1988 3rd	1998 17th	2008 7th	
1977 8th	1987 2nd	1997 ---	2007 13th	
1976 7th	1986 12th	1996 3rd	2006 9th	
1975 ---	1985 ---	1995 3rd	2005 13th	
1974 ---	1984 ---	1994 3rd	2004 19th	
1973 ---	1983 7th	1993 6th	2003 17th	
1972 ---	1982 8th	1992 20th	2002 ---	2012 1st
1971 ---	1981 11th	1991 18th	2001 ---	2011 2nd
1970 ---	1980 4th	1990 10th	2000 14th	2010 7th

Mahomet-Seymour was single A in a 1 class system until 1976.
 Mahomet-Seymour was single A in a 2 class system until 1997.
 Mahomet-Seymour was double A in a 2 class system from 1997-2006.
 Mahomet-Seymour is double A in a 3 class system from 2007- current.

The past is not your potential.



Fastest Times at State

SENIORS		JUNIORS		SOPHOMORES		FRESHMEN	
Mark Johnson (74)	14:41	Forrest Smoes (12)	14:48	Mark Wieneke (78)	15:32	Alex Keeble (12)	
Jonathan Schaap (12)	14:47	Jonathan Schaap (11)	15:18	Forrest Smoes (11)	15:40	Scott DeWitt (93)	
Kyle Emkis (00)	15:20	Mark Wieneke (79)	15:42	Jordan Johnson (99)	15:42	Dan Nielsen (87)	
Neil Mathis (84)	15:27	Neil Mathis (83)	15:43	Josh Mock (96)	15:53	Josh Mock (95)	
Mark Wieneke (80)	15:29	Ethan Russell (12)	15:43	Dan Nielsen (88)	15:55	Scott Johnson (79)	
Chris Perry (83)	15:31	Phil Alexander (95)	15:55	Scott DeWitt (94)	16:03		
Jacob Mahaffey (08)	15:35	James Williams (12)	16:02	Brian Easter (88)	16:18		
Justin Sebens (06)	15:38	Lucas Prather (10)	16:10	Derrick Short (89)	16:20		
Lucas Prather (11)	15:42	Josh Mock (97)	16:21	Grant Iles (94)	16:25		
John Butcher (11)	15:48	Dan Nielsen (89)	16:22	Lance Neville (79)	16:28		
Jamie Fancher (87)	15:49	Brian Easter (89)	16:25	Ethan Russell (11)	16:32		
Dan Nielsen (90)	15:50	Joe Metcalf (78)	16:28	Jackson Powell (12)	16:37		
Phil Alexander (96)	15:54	Dale Wirth (78)	16:29	Phil Alexander (94)	16:44		
Matthew Chupp (12)	16:01	Scott DeWitt (95)	16:43	Hans Waters (87)	16:58		
Cale McCormick (11)	16:06	Jay Busey (87)	16:45				

*In order to encourage our runners to have a goal to run towards, we compiled a list of the fastest times at the State Meet. Since all courses are different in length, we are only trying to compare one course against itself. The State Meet course has slightly changed during this time, but it appears to be very comparable. Palatine CC team deserves the credit for finding nearly all of the State Meet results.

All-State Runners
10th Jonathan Schaap (12)
11th Forrest Smoes (12)
13th Mark Johnson (74)
17th Mark Wieneke (80)
22nd Phil Alexander (95)
22nd Neil Mathis (84)
22nd Josh Mock (96)
22nd Dan Nielsen (88)
23rd Phil Alexander (96)
24th Dan Nielsen (90)
25th Jacob Mahaffey (08)
25th Jonathan Schaap (11)
25th Mark Wieneke (78)

MS TEAM PLACES
2012 - 11th
2011 - 5th
1996 - 4th
1995 - 4th
1994 - 10th
1989 - 14th
1988 - 11th
1987 - 10th
1980 - 15th
1979 - 14th
1978 - 10th

The times listed below are the averages for our team over the years at State.

Top 5 average
15:27.6 (2012)
15:42.5 (2011)
16:19.2 (1996)
16:19.6 (1995)
16:39.8 (1994)
17:00.8 (1989)
16:36.2 (1988)
16:27.4 (1987)
16:33.0 (1980)
16:17.0 (1979)
16:11.4 (1978)

Top 7 average
15:42.8 (2012) J Schaap 14:47, F Smoes 14:48, E Russell 15:43, M Chupp 16:01, A Keeble 16:01, Ja Williams 16:02, J Powell 16:37
16:03.6 (2011) J Schaap 15:18, F Smoes 15:40, L Prather 15:42, J Butcher 15:48, C McCormick 16:06, E Johnson 16:29, E Russell 16:32
16:41.0 (1996) J Mock 15:53, P Alexander 15:54, G Iles 16:25, S DeWitt 16:33, J Schweig 16:51, R Pittman 17:03, R Clements 18:08
16:30.7 (1995) P Alexander 15:55, N Banwart 16:18, J Smith 16:19, C Avery 16:23, S DeWitt 16:43, J Schweig 16:53, J Mock 17:04
17:01.9 (1994) S DeWitt 16:03, G Iles 16:25, P Alexander 16:44, J Smith 17:02, N Banwart 17:05, C Avery 17:19, J Schweig 18:35
17:29.1 (1989) D Short 16:20, D Nielsen 16:22, B Easter 16:39, H Waters 17:50, B Huddleston 17:53, D Wagner 18:36, N Kassem 18:44
16:55.0 (1988) D Nielsen 15:55, B Easter 16:25, H Waters 16:47, J Janowski 16:48, B Huddleston 17:06, 17:09, 18:15
16:38.9 (1987) J Fancher 15:49, B Easter 16:18, D Nielsen 16:28, J Busey 16:45, H Waters 16:57, J Janowski 16:58, C Masters 17:17
16:52.4 (1980) M Wieneke 15:29, J Means 16:17, L Neville 16:49, E Mathis 16:50, D Wieneke 17:20, B Fryer 17:31, T Taskerud 17:51
16:37.4 (1979) M Wieneke 15:42, J Metcalf 15:57, D Wirth 16:27, L Neville 16:28, J Means 16:51, Y Coats 17:19, S Johnson 17:38
16:33.0 (1978) M Wieneke 15:32, K Rippey 16:11, K Walker 16:17, J Metcalf 16:28, D Wirth 16:29, J Clinebell 17:19, D Roe 17:35

Mahomet-Seymour was single A in a 1 class system until 1976.
 Mahomet-Seymour was single A from 1976-1996.
 Mahomet-Seymour was AA in a 2 class system from 1997-2006.
 Mahomet-Seymour was AA in a 3 class system from 2007 - current.

- | | | | | | | |
|---------------------|---------|-------|---------------------|---------|-------|-----|
| 1. Riley McInerney | CHS | 15:07 | 29. Niko Tadic | CHS | 17:25 | |
| 2. Johnny Leverenz | Danv | :36 | 30. Jack Hyde | M-S | :25 | |
| 3. Caleb Hummer | Danv | :40 | 31. James Kimball | Matt | :35 | |
| 4. Jonathon Schaap | M-S | :42 | 32. Jake Keller | M-S | :46 | |
| 5. Forrest Smers | M-S | :52 | 33. Dhairan Vakil | M-S | :42 | |
| 6. Ethan Russell | M-S | 16:00 | 34. Colin McInerney | CHS | :46 | |
| 7. Neil Yockey | Shelb | :27 | 35. Kenton Wilson | Shelb | :47 | |
| 8. Taylor Fatheree | Eff | :28 | 36. Matthew Chupp | M-S | :48 | |
| 9. Alex Keeble | M-S | :30 | 37. Zach Sanders | CHS | :49 | |
| 10. John Righter | Matt | :39 | 38. Kyle Appelquist | M-S | :51 | |
| 11. Kain Shirley | Central | :39 | 39. Bobby Butler | M-S | :51 | |
| 12. Taylor Garrett | CHS | :44 | 40. Ashton Hyatt | Central | :54 | |
| 13. James Williams | M-S | :45 | 41. Andrew Bell | Matt | :57 | |
| 14. Ben Scamihorn | Marsh | :46 | 42. Ethan Lehman | SOV | :59 | |
| 15. Alex Matlack | Shelb | :47 | 43. Daniel Ellenby | Lanph | 18:00 | |
| 16. Brennan Martin | Shelb | :52 | 44. Anthony Holmes | Danv | :06 | |
| 17. Seth Applegate | Shelb | :59 | 45. Colton Bell | CHS | :09 | |
| 18. Chris Carlton | M-S | 17:00 | 46. Nimesh Avashin | Central | :15 | |
| 19. Corey White | Central | :07 | 47. Joey Magyar | M-S | :16 | |
| 20. Trevor Hanlon | M-S | :08 | 48. Geoffrey Ray | Marsh | :18 | |
| 21. Jackson Powell | M-S | :10 | 49. Carl Way | Danv | :26 | |
| 22. Hayden Hinton | Central | :12 | 50. Ryan Johnson | SOV | :27 | |
| 23. Ben Righter | Matt | :16 | 51. Val Walker | CHS | :28 | |
| 24. Jacob Perry | Matt | :17 | 52. John Bicen | Central | :28 | |
| 25. Cory Powers | Shelb | :18 | 53. | Central | :34 | |
| 26. William Wolf | M-S | :19 | 54. Jacob Fairbanks | CHS | :45 | |
| 27. Jaden Stockdale | Shelb | :21 | 55. | Lark | EFF | :45 |
| 28. Mark Skinner | Shelb | :24 | 56. Zach Seeley | Danv | :49 | |

- 57.	<u>Wason McAnally</u>	<u>MS</u>	<u>18:49</u>	85.	<u>Matt Birch</u>	<u>Eff.</u>	<u>19:49</u>
58.	<u>Cody Carman</u>	<u>SOV</u>	<u>:50</u>	86.	<u>Luke</u>	<u>Matt.</u>	<u>:50</u>
- 59.	<u>William Boyer</u>	<u>CHS</u>	<u>:50</u>	- 87.	<u>Zach Shanks</u>	<u>Lauph.</u>	<u>:55</u>
60.	<u>Jeremiah Cooley</u>	<u>Dan.</u>	<u>:50</u>	- 88.	<u>Joe McKirahan</u>	<u>CHS</u>	<u>:56</u>
- 61.	<u>Deonte Young</u>	<u>Central</u>	<u>:51</u>	- 89.	<u>Nathaniel Cebulko</u>	<u>MS</u>	<u>:57</u>
62.	<u>Patrick Siner</u>	<u>Eff.</u>	<u>:52</u>	90.	XXXXXX		
63.	<u>Tim Dudas</u>	<u>Lauph.</u>	<u>:53</u>	90.	<u>Brandon Sanders</u>	<u>Marsh.</u>	<u>:59</u>
64.	<u>Hunter Poggi</u>	<u>Lauph.</u>	<u>:55</u>	91.	<u>Kenen Mahaffey</u>	<u>Eff.</u>	<u>:59</u>
65.	<u>Gary Damron</u>	<u>Eff.</u>	<u>19:02</u>	- 92.	<u>Austin Boyett</u>	<u>Lauph.</u>	<u>20:01</u>
66.	<u>Robert Goiw</u>	<u>Lauph.</u>	<u>:02</u>	- 93.	<u>Zach Bone</u>	<u>SOV</u>	<u>:66</u>
67.	<u>Alex Harvey</u>	<u>SOV</u>	<u>:11</u>	94.	<u>Josh Stumbaugh</u>	<u>Eff.</u>	<u>:13</u>
- 68.	<u>Ross Osterday</u>	<u>CHS</u>	<u>:14</u>	- 95.	<u>Adam Koester</u>	<u>Eff.</u>	<u>:14</u>
69.	<u>Brendan Bouster</u>	<u>Lauph.</u>	<u>:16</u>	- 96.	<u>Sam Lodes</u>	<u>Matt.</u>	<u>:14</u>
70.	<u>Austin Ewins</u>	<u>Dan.</u>	<u>:17</u>	- 97.	<u>Euan Freeman</u>	<u>CHS</u>	<u>:19</u>
- 71.	<u>Curt Kuperferschmid</u>	<u>MS</u>	<u>:22</u>	- 98.	<u>Preston Henze</u>	<u>Shelb.</u>	<u>:22</u>
- 72.	<u>Hayden Garrison</u>	<u>Central</u>	<u>:23</u>	- 99.	<u>DeAngelo Thompson</u>	<u>Lauph.</u>	<u>:23</u>
73.	<u>Hunter Marshall</u>	<u>SOV</u>	<u>:24</u>	- 100.	<u>Austin</u>	<u>Matt.</u>	<u>20:27</u>
74.	<u>TJ Pieszchalski</u>	<u>SOV</u>	<u>:26</u>	- 101.	<u>Andrew Hopper</u>	<u>Central</u>	<u>:27</u>
75.	<u>Kevin Stewart</u>	<u>Lauph.</u>	<u>:32</u>	- 102.	<u>Ryan Huff</u>	<u>MS</u>	<u>:39</u>
76.	<u>Nicholas Cavatta</u>	<u>SOV</u>	<u>:34</u>	- 103.	<u>Drew Snider</u>	<u>Shelb.</u>	<u>:42</u>
- 77.	<u>Daniel Middendorf</u>	<u>MS</u>	<u>19:35</u>	- 104.	<u>Jed</u>	<u>Matt.</u>	<u>:43</u>
- 78.	<u>Andrew Budnovich</u>	<u>Dan.</u>	<u>:37</u>	105.	<u>Brandon Tucker</u>	<u>DE.</u>	<u>:50</u>
- 79.	<u>Tristan Ferry</u>	<u>CHS</u>	<u>:37</u>	- 106.	<u>Take Stumbaugh</u>	<u>Eff.</u>	<u>:53</u>
- 80.	<u>Josh King</u>	<u>Dan.</u>	<u>:39</u>	- 107.	<u>Patrick Hogan</u>	<u>SOV</u>	<u>:55</u>
- 81.	<u>Clayton Waldhoff</u>	<u>SOV</u>	<u>:43</u>	- 108.	<u>Kevin Phelps</u>	<u>Lauph.</u>	<u>20:58</u>
82.	<u>Eric Mason</u>	<u>Lauph.</u>	<u>:43</u>	- 109.	<u>Hunter Foster</u>	<u>Lauph.</u>	<u>21:01</u>
- 83.	<u>Grant Lytle</u>	<u>Lauph.</u>	<u>:44</u>	- 110.	<u>Jonah Moore</u>	<u>CHS</u>	<u>:01</u>
84.	<u>Joel Goodrich</u>	<u>Matt.</u>	<u>:48</u>	- 111.	<u>Zac MacAdams</u>	<u>Central</u>	<u>:01</u>

112	123	Kendal Oliver	CHS	21:03	-140	141	Cole Bowsher	SOV	22:35
113	124	Jacob Srajek	Urb.	:05	-141	142	Niko Householder	M-S	:37
114	125	Brady Sparks	SOV	:06	-142	143	Zach Crain	Lanph.	:42
115	126	Jeff Shanks	Lanph.	:07	-143	144	Jacob Wright	Lanph.	23:07
116	127	Jesse Wilson Brown	CHS	:13	-144	145	Shane Atchison	SOV	23:12
117	128	Levi Baker	Eff	:15	-145	146	Jake Bays	SOV	:15
118	129	Sam McKirihan	CHS	:16	-146	147	Kenny Pauley	M-S	:19
119	130	Patrick Wells	Marsh.	:20	-147	148	John Williams	M-S	:23
120	131	Keegan Kreckeberg	SOV	:21	-148	149			23:43
121	132	Seth Durbin	Shelby	:28	-149	150	Christopher Williams	M-S	:44
122	133	Zach Cooper	Danv.	21:30	-150	151	Grant King	SOV	:46
123	134	Adam Booker	Eff	:32	-151	152	Braxton Mitchell	SOV	:49
124	135	Eric Wiles	CHS	:33	-152	153	Caleb Sprigg	Marsh.	:56
125	136	Shawn Cody	SOV	:41	-153	154	Noah Wirman	SOV	:59
126	137	X X X	X	X:46	-154	155	David Poyear	SOV	24:01
127	138	Calvin Mitchell	Lanph.	:46	-155	156	Kenneth Sanchez	Central	:39
128	139	Adam White	SOV	:51	-156	157	Travis Hanson	SOV	25:19
129	140	Willie Powers	Urb.	:53	-157	158	Quinn Schnerman	Lanph.	:28
130	141	Daniel Wright	Urb.	:54	-158	159	Wgatt Groehler	SOV	26:48
131	142	Kaden Sweeney	CHS	22:02	-159	160	Nick Shaw	Shelby	:50
132	143	Alston Keller	Marsh.	22:02	-160	161	Zain Ridgeway	Lanph.	27:05
133	144	Michael Rodriguez	Urb.	:06	-161	162			27:32
134	145	Jeff Keitel	Eff	:09	-162	163			
135	146	Sam Harshman	SOV	:09	-163	164			
136	147	Adam Davis	SOV	:16	-164	165			
137	148	Alex Yoder	SOV	:22	-165	166			
138	149	River Edwards	SOV	:22	-166	167			
139	150	Jacob Cameron	SOV	22:34	-167	168			

The times were off by 2 places on most of this page.

Lee Halberg Lanphier Invitational 2012 - 9/8/2012

9/8/2012

Rankings

Event 3 Boys 3 Mile Run CC Varsity

Name	Year School	Finals	Points
1 Schaap, Jonathan	Mahomet (M.-	15:24.22	1
2 Maton, Marc	Chatham (Glenwood)	15:26.64	2
3 Leverenz, Johnny	Danville	15:35.68	3
4 Smoes, Forrest	Mahomet (M.-	15:45.52	4
5 Russell, Ethan	Mahomet (M.-	15:50.51	5
6 Owens, Tyler	Springfield	15:57.82	6
7 Gough, Joe	Springfield	16:04.51	7
8 Doud, Sam	Bloomington	16:08.38	8
9 Luebkekmann, Grant	Springfield	16:13.64	9
10 Fitzgibbon, Patrick	Springfield	16:14.46	10
11 Butler, William	Springfield	16:16.10	11
12 Livingston, Grant	Taylorville	16:17.33	12
13 Peters, Jared	Normal (Community)	16:20.44	13
14 Kaiser, Grant	Chatham (Glenwood)	16:20.99	14
15 Bluhm, Ethan	Sacred Heart Gri	16:22.72	15
16 Hanlon, Trevor	Mahomet (M.-	16:23.45	16
17 Righter, John	Mattoon	16:28.62	17
18 Mefford, Nathan	Pekin	16:29.40	18
19 Bluhm, Jon	Sacred Heart Gri	16:31.06	19
20 Vangunten, Jacob	East Peoria	16:31.59	20
21 Skelly, Landon	Chatham (Glenwood)	16:33.80	21
22 Wright, Nic	Taylorville	16:35.82	22
23 Williams, James	Mahomet (M.-	16:40.85	23
24 Cash, Austin	Pekin	16:44.79	24
25 Powell, Jackson	Mahomet (M.-	16:45.57	25
26 Clark, Kris	Pekin	16:46.41	26
27 Kuenneth, Tanner	Normal (Community)	16:51.92	27
28 Jones, Tyler	Chatham (Glenwood)	16:53.58	28
29 Zanger, Justin	Sacred Heart Gri	16:54.46	29
30 Smith, Charles	Bloomington	16:55.23	30
31 Wise, Eric	Springfield	16:56.69	31
32 Powell, Gabe	Chatham (Glenwood)	16:59.06	32
33 McClain, Glen	Sacred Heart Gri	17:02.18	33
34 Peters, Austin	Normal (Community)	17:09.92	34
35 Rogers, Sam	Sacred Heart Gri	17:11.41	35
36 Park, Travis	Pekin	17:11.68	36
37 Ressel, Kevin	Springfield	17:14.15	37
38 Wellman, Elek	Sacred Heart Gri	17:15.84	38
39 Righter, Ben	Mattoon	17:21.76	39
40 Kerr, Mitch	Sacred Heart Gri	17:23.39	40
41 Perkins, DeVante	Southeast	17:25.75	
42 Collings, Cooper	Mattoon	17:28.51	41
43 McClanahan, Devon	Pekin	17:30.12	42
44 Golian, Paul	Hannibal	17:31.74	43
45 Johnson, Tommie	East St. Lou	17:41.44	44
46 Likes, Noah	Taylorville	17:44.19	45
47 Thomas, Michael	Chicago (Leo)	17:47.15	46
48 Duesterhaus, Brenner	Quincy (Sr.)	17:47.37	47
49 Askew, Jwauhn	East St. Lou	17:48.82	48
50 Kimball, James	Mattoon	17:49.36	49
51 Vaia, Michael	Hannibal	17:51.27	50
52 Robinson, Jonathan	Quincy (Sr.)	17:53.79	51

Lee Halberg Lanphier Invitational 2012 - 9/8/2012

9/8/2012

Rankings

....Event 3 Boys 3 Mile Run CC Varsity

53	Straube, Garrad	Quincy (Sr.)	17:56.74	52
54	Ackins, DevontE	East St. Lou	17:57.34	53
55	Calton, Chris	Mahomet (M.-	17:59.31	54
56	Hebert, Mike	Bloomington	18:01.17	55
57	Brunsmann, Connor	Chatham (Glenwood)	18:03.45	56
58	Guimond, Grant	Normal (Community)	18:08.57	57
59	Ellenburg, Daniel	Lanphier	18:10.78	58
60	Zimmerman, David	Normal (Community)	18:11.43	59
61	Holmes, Anthony	Danville	18:16.08	60
62	Bell, Andrew	Mattoon	18:17.07	61
63	Lawrence, Ben	Normal (Community)	18:17.35	62
64	Jackson, Marcus	East St. Lou	18:21.18	63
65	Ewing, Austin	Danville	18:25.17	64
66	Goin, Robert	Lanphier	18:26.16	65
67	Williamson, Brennan	Pekin	18:28.24	66
68	Tate, Heiple	Pekin	18:40.24	67
69	Seeley, Zach	Danville	18:45.49	68
70	Hiller, Nick	East Peoria	18:49.16	69
71	Bates, Andrew	Normal (Community)	18:53.66	70
72	Stewart, Kevin	Lanphier	18:54.72	71
73	Dureska, Michael	Quincy (Sr.)	18:57.77	72
74	Gant, Caleb	Southeast	18:58.58	
75	O'Brien, Tommy	Taylorville	19:01.73	73
76	McGraugh, Auston	East Peoria	19:02.76	74
77	Taylor, Lucas	Chatham (Glenwood)	19:06.56	75
78	Sells, Zack	East Peoria	19:10.22	76
79	Rasa, Brendan	Bloomington	19:11.78	77
80	Budnovich, Andrew	Danville	19:16.12	78
81	Young, Luke	Mattoon	19:16.55	79
82	Shelton, Ramon	East St. Lou	19:18.49	80
83	Dudas, Tim	Lanphier	19:21.98	81
84	Shanks, Zach	Lanphier	19:25.89	82
85	Lytte, Grant	Lanphier	19:26.47	83
86	Brown, Alex	Hannibal	19:27.90	84
87	Marvin, Scottie	Franklin	19:32.34	85
88	Newton, Derek	Bartonville	19:42.52	
89	Janes, Tyler	Hannibal	19:50.17	86
90	Sherman, Austin	Mattoon	19:59.54	87
91	Coughnour, Jonah	Bloomington	20:00.12	88
92	Allen, Kyle	Hannibal	20:01.59	89
93	Steinacher, Levi	Franklin	20:03.70	90
94	Markley, Keysen	Franklin	20:06.10	91
95	Roisum, Jacob	Hannibal	20:06.84	92
96	Wright, Joshua	Chicago (Leo)	20:11.44	93
97	King, Josh	Danville	20:12.07	94
98	Barker, Jake	Taylorville	20:15.01	95
99	Good, Jeremy	Rantoul	20:16.99	96
100	Egerton, Ryan	Rantoul	20:17.63	97
101	Johnson, Darrell	Chicago (Leo)	20:18.99	98
102	Brown, Austin	Franklin	20:30.82	99
103	Schroeder, Austin	Quincy (Sr.)	20:36.31	100
104	Smith, Dillon	Quincy (Sr.)	20:40.67	101
105	Lichty, Isaac	Hannibal	20:41.10	102
106	Vasquez, Demarco	Chicago (Leo)	20:45.47	103
107	Rudzinski, Alex	Rantoul	20:49.00	104

Lee Halberg Lanphier Invitational 2012 - 9/8/2012

9/8/2012

Rankings

.....Event 3 Boys 3 Mile Run CC Varsity

11	East St. Louis (Sr.)	288	44	48	53	63	80		
	Total Time:	1:31:07.27							
	Average:	18:13.46							
12	Quincy (Sr.)	322	47	51	52	72	100	101	
	Total Time:	1:33:11.98							
	Average:	18:38.40							
13	East Peoria	349	20	69	74	76	110		
	Total Time:	1:37:01.26							
	Average:	19:24.26							
14	Hannibal	352	43	50	84	86	89	92	102
	Total Time:	1:34:42.67							
	Average:	18:56.54							
15	Lanphier	357	58	65	71	81	82	83	
	Total Time:	1:34:19.53							
	Average:	18:51.91							
16	Chicago (Leo)	448	46	93	98	103	108	109	
	Total Time:	1:41:39.38							
	Average:	20:19.88							
17	Franklin	471	85	90	91	99	106	111	113
	Total Time:	1:41:29.63							
	Average:	20:17.93							
18	Rantoul	509	96	97	104	105	107	112	
	Total Time:	1:44:48.78							
	Average:	20:57.76							

Lee Halberg Lanphier Invitational 2012 - 9/8/2012

9/8/2012

Rankings

Event 4 Boys 2 Mile Run CC Freshman

Name	Year School	Finals	Points
1 Keeble, Alex	Mahomet (M.-		1
2 Warren, Heath	Springfield		2
3 Carr, Matt	Bartonville		
4 Keller, Jake	Mahomet (M.-		3
5 Besalke, Logan	Springfield		4
6 Fierstos, Nate	Sacred Heart Gri		5
7 Hyde, Jack	Mahomet (M.-		6
8 Way, Carl	Danville		
9 McReynolds, Devin	Sacred Heart Gri		7
10 Herz, Parker	Bartonville		
11 Magyar, Joey	Mahomet (M.-		8
12 Northrup, Evan	Springfield		9
13 Schmidt, Tucker	Sacred Heart Gri		10
14 King, Sirlaurence	Chicago (Leo)		11
15 Cooley, Jeremiah	Danville		
16 Litvak, Julian	Springfield		12
17 Huff, Carter	Urbana		
18 Waldinger, Matt	Springfield		13
19 Baldwin, KaShawn	East St. Lou		
20 Kropid, J.D.	Springfield		14
21 Boughter, Brenden	Lanphier		15
22 McAnally, Mason	Mahomet (M.-		16
23 Zanger, Brian	Sacred Heart Gri		17
24 Moore, Josh	Springfield		18
25 Loyd, Zach	Sacred Heart Gri		19
26 Mason, Eric	Lanphier		20
27 Jones, Sean	Hannibal		21
28 Boyett, Austin	Lanphier		22
29 Courtney, Pierre	Chicago (Leo)		23
30 Duke, Connor	Sacred Heart Gri		24
31 Srajek, Jacob	Urbana		
32 McIntosh, Nigel	Hannibal		25
33 DeLaporte, Daniel	Hannibal		26
34 Mallard, William	Douglas MacArthur		
35 Mitchell, Calvin	Lanphier		27
36 Holman, Saul	East St. Lou		
37 Stone, Mick	Springfield		
38 Powers, Willie	Urbana		
39 Booker, Adam	Eisenhower		
40 McBarron, Hugh	Springfield		
41 Riggins, Aaron	Lanphier		28
42 Householder, Niko	Mahomet (M.-		29
43 Frye, David	Chicago (Leo)		30
44 Curl, Brad	Hannibal		31
45 Pacyga, Andrew	Bloomington		
46 Griffith, Matt	Lanphier		32
47 Wright, Jacob	Lanphier		33
48 Padanilam, John	Springfield		
49 O'Daniel, Ryan	Bloomington		
50 McCalauly, Matt	Douglas MacArthur		
51 McNay, Haylee	Quincy (Sr.)		
52 Schuerman, Quinn	Lanphier		

Lee Halberg Lanphier Invitational 2012 - 9/8/2012

9/8/2012

Rankings

....Event 4 Boys 2 Mile Run CC Freshman

53	Milbrandt, Josh	Sacred Heart Gri	34
54	Meidl, Joe	Hannibal	35
55	Ridgeway, Zain	Lanphier	
56	Garske, Radlee	Bartonville	
57	Webb, Skyler	Eisenhower	
58	Dunning, Antione	Chicago (Leo)	36
59	Tyler, Noah	Bartonville	
60	Johnson, William	Chicago (Leo)	37
61	Harris, William	Chicago (Leo)	38

Team Scores

Rank	Team	Total	1	2	3	4	5	*6	*7	*8	*9
1	Mahomet (M.-Seymour)	34	1	3	6	8	16	29			
2	Springfield	40	2	4	9	12	13	14	18		
3	Sacred Heart-Griffin	58	5	7	10	17	19	24	34		
4	Lanphier	112	15	20	22	27	28	32	33		
5	Chicago (Leo)	137	11	23	30	36	37	38			
6	Hannibal	138	21	25	26	31	35				

Boys 2 Mile Run CC Freshman

Name	Year School	Finals
1 Keeble, Alex	Mahomet (M.-	10:30.32
2 Warren, Heath	Springfield	10:30.55
3 Carr, Matt	Bartonville	11:03.18
4 Keller, Jake	Mahomet (M.-	11:04.97
5 Besalke, Logan	Springfield	11:09.33
6 Fierstos, Nate	Sacred Heart Gri	11:11.14
7 Hyde, Jack	Mahomet (M.-	11:14.74
8 Way, Carl	Danville	11:17.88
9 McReynolds, Devin	Sacred Heart Gri	11:20.63
10 Herz, Parker	Bartonville	11:20.97
11 Magyar, Joey	Mahomet (M.-	11:33.25
12 Northrup, Evan	Springfield	11:34.76
13 Schmidt, Tucker	Sacred Heart Gri	11:36.01
14 King, Sirlaurence	Chicago (Leo)	11:36.28
15 Cooley, Jeremiah	Danville	11:36.87
16 Litvak, Julian	Springfield	11:40.00
17 Huff, Carter	Urbana	11:43.40
18 Waldinger, Matt	Springfield	11:51.17
19 Baldwin, KaShawn	East St. Lou	11:52.79
20 Kropid, J.D.	Springfield	11:54.46
21 Boughter, Brenden	Lanphier	11:54.76
22 McAnally, Mason	Mahomet (M.-	11:58.90
23 Zanger, Brian	Sacred Heart Gri	12:02.47
24 Moore, Josh	Springfield	12:03.22
25 Loyd, Zach	Sacred Heart Gri	12:08.43
26 Mason, Eric	Lanphier	12:08.95
27 Jones, Sean	Hannibal	12:10.45
28 Boyett, Austin	Lanphier	12:25.79
29 Courtney, Pierre	Chicago (Leo)	12:35.46
30 Duke, Connor	Sacred Heart Gri	12:37.88
31 Srajek, Jacob	Urbana	12:40.17
32 McIntosh, Nigel	Hannibal	12:43.30
33 DeLaporte, Daniel	Hannibal	12:44.24
34 Mallard, William	Douglas MacArthur	12:48.99
35 Mitchell, Calvin	Lanphier	13:09.16
36 Holman, Saul	East St. Lou	13:11.68
37 Stone, Mick	Springfield	13:12.15
38 Powers, Willie	Urbana	13:20.03
39 Booker, Adam	Eisenhower	13:37.86
40 McBarron, Hugh	Springfield	13:40.14
41 Riggins, Aaron	Lanphier	13:47.39
42 Householder, Niko	Mahomet (M.-	14:04.19
43 Frye, David	Chicago (Leo)	14:09.56
44 Curl, Brad	Hannibal	14:10.88
45 Pacyga, Andrew	Bloomington	14:18.88
46 Griffith, Matt	Lanphier	14:31.62
47 Wright, Jacob	Lanphier	14:36.34
48 Padanilam, John	Springfield	14:44.01
49 O'Daniel, Ryan	Bloomington	15:05.20
50 McCalauly, Matt	Douglas MacArthur	15:28.13
51 McNay, Haylee	Quincy (Sr.)	15:29.94
52 Schuerman, Quinn	Lanphier	15:38.87

53 Milbrandt, Josh	Sacred Heart Gri	15:40.92
54 Meidl, Joe	Hannibal	15:52.25
55 Ridgeway, Zain	Lanphier	16:44.66
56 Garske, Radlee	Bartonville	18:25.38
57 Webb, Skyler	Eisenhower	18:25.93
58 Dunning, Antione	Chicago (Leo)	20:32.72
59 Tyler, Noah	Bartonville	23:37.68
60 Johnson, William	Chicago (Leo)	26:50.00
61 Harris, William	Chicago (Leo)	29:01.00

Team Scores

Rank	Team	Total	1	2	3	4	5
*6	*7 *8 *9						
1	Mahomet (M.-Seymour)	34	1	3	6	8	16 29
	Total Time: 56:22.18						
	Average: 11:16.44						
2	Springfield	40	2	4	9	12	13 14 18
	Total Time: 56:45.81						
	Average: 11:21.17						
3	Sacred Heart-Griffin	58	5	7	10	17	19 24 34
	Total Time: 58:18.68						
	Average: 11:39.74						
4	Lanphier	112	15	20	22	27	28 32 33
	Total Time: 1:03:26.05						
	Average: 12:41.21						
5	Chicago (Leo)	137	11	23	30	36	37 38
	Total Time: 1:25:44.02						
	Average: 17:08.81						
6	Hannibal	138	21	25	26	31	35
	Total Time: 1:07:41.12						
	Average: 13:32.23						

Lee Halberg Lanphier Invitational 2012 - 9/8/2012

9/8/2012

Rankings

Event 5 Boys 3 Mile Run CC Jr Varsity

Name	Year School	Finals	Points
1 Church, Matt	East Peoria	16:19.27	1
2 Thornton, Thomas	Bartonville	16:50.64	
3 Wolf, William	Mahomet (M.-	17:23.37	2
4 VanMeter, Lincoln	Douglas MacArthur	17:28.93	3
5 Chupp, Matthew	Mahomet (M.-	17:33.05	4
6 Ford, Connor	Sacred Heart Gri	17:36.10	5
7 Johnson, Zack	Douglas MacArthur	17:36.63	6
8 Giebelhausen, Cody	East Peoria	17:37.83	7
9 Turner, Mitch	Normal (Community)	17:40.89	8
10 Butler, Bobby	Mahomet (M.-	17:43.65	9
11 Fyalka, Aaron	Sacred Heart Gri	17:45.86	10
12 Neposchlan, Mike	Springfield	17:46.25	11
13 Derhake, Mark	Sacred Heart Gri	17:47.29	12
14 Enteman, Colin	Chatham (Glenwood)	17:49.45	13
15 Roberts, Jake	East Peoria	17:50.05	14
16 Jones, Nathan	Normal (Community)	17:52.47	15
17 Negro, Tommy	Sacred Heart Gri	17:55.43	16
18 Siebert, Jacob	Chatham (Glenwood)	18:00.24	17
19 Kokkat, Jason	Springfield	18:00.92	18
20 Durr, Jonathan	Chatham (Glenwood)	18:02.74	19
21 Kupferschmid, Curt	Mahomet (M.-	18:11.98	20
22 Lahr, Zach	Chatham (Glenwood)	18:13.54	21
23 Kinley, Lincoln	Chatham (Glenwood)	18:20.47	22
24 Olson, Jason	Chatham (Glenwood)	18:23.05	23
25 McRae, Sean	Chatham (Glenwood)	18:26.44	24
26 Kaufman, Jimmy	East Peoria	18:28.38	25
27 Spokley, Nick	East Peoria	18:35.35	26
28 de Castro, Jesse	Sacred Heart Gri	18:36.29	27
29 Rogers, Michael	Chatham (Glenwood)	18:36.57	
30 Giganti, Paul	Chatham (Glenwood)	18:46.57	
31 Douglas, Jesse	East St. Lou	18:47.99	
32 Tucker, Brandon	Eisenhower	18:48.37	
33 Page, Jordan	Normal (Community)	18:53.46	28
34 Perko, Luke	Chatham (Glenwood)	18:55.09	
35 Burries, BryAN	East St. Lou	18:59.20	
36 Moore, Alex	Chatham (Glenwood)	19:03.73	
37 Middendorf, Daniel	Mahomet (M.-	19:11.53	29
38 Glancy, Bryce	Normal (Community)	19:14.35	30
39 Rapp, Sam	Chatham (Glenwood)	19:14.62	
40 Schwinn, Patrick	East Peoria	19:20.14	31
41 Kafer, Ben	Normal (Community)	19:24.72	32
42 Hollinshead, Justin	Chatham (Glenwood)	19:25.16	
43 Workman, Trevor	Chatham (Glenwood)	19:26.08	
44 Khusro, Taimur	Normal (Community)	19:27.18	33
45 Butler, Syllas	Springfield	19:33.65	34
46 Couch, Dakota	Mattoon	19:36.00	35
47 Yu, Pierce	Sacred Heart Gri	19:37.48	36
48 Williams, Brody	Bartonville	19:37.76	
49 Maduraiveeran, Ganesh	Normal (Community)	19:38.08	37
50 Potts, Jake	Pekin	19:39.60	38
51 Hartzold, Evan	Chatham (Glenwood)	19:40.20	
52 Kosinski, Zach	Normal (Community)	19:40.49	

Lee Halberg Lanphier Invitational 2012 - 9/8/2012

9/8/2012

Rankings

....Event 5 Boys 3 Mile Run CC Jr Varsity

53	Eaton, Nick	Chatham (Glenwood)	19:41.14	
54	Thompson, DeAngelo	Lanphier	19:44.98	39
55	Cebulski, Nathaniel	Mahomet (M.-	19:45.45	40
56	Hanson, Dane	Springfield	19:48.52	41
57	Goodrich, Joel	Mattoon	19:49.73	42
58	Heinold, Tyler	Normal (Community)	19:50.49	
59	Marvel, Jarrett	Chatham (Glenwood)	19:51.08	
60	Miller, Chase	Chatham (Glenwood)	19:53.33	
61	Lodes, Sam	Mattoon	19:53.65	43
62	Thomson, John	Bartonville	20:01.14	
63	Whiting, Zack	Chatham (Glenwood)	20:01.87	
64	Broughton, Zach	Chatham (Glenwood)	20:03.63	
65	Donaldson, Jed	Mattoon	20:17.47	44
66	Gifford, Ben	Normal (Community)	20:19.05	
67	Birch, Matt	Eisenhower	20:20.39	
68	Emmons, Kelton	Pekin	20:24.68	45
69	Huff, Ryan	Mahomet (M.-	20:25.92	46
70	Rivera, Dominic	Normal (Community)	20:34.55	
71	Bryant, Collin	Normal (Community)	20:35.23	
72	Christopherson, Matt	Normal (Community)	20:36.28	
73	O'Connor, Ethan	Sacred Heart Gri	20:36.88	47
74	Perlman, Albert	Sacred Heart Gri	20:37.56	
75	Wolfe, Derek	Pekin	20:39.49	48
76	Laffey, Patrick	Normal (Community)	20:40.21	
77	Dean, Noah	Pekin	20:40.85	49
78	Foster, Hunter	Lanphier	20:41.26	50
79	Schmidt, Peter	Chatham (Glenwood)	20:49.24	
80	Carroll, Austin	Bloomington	20:50.00	
81	Howard, Alex	Bloomington	20:51.68	
82	Cooper, Zack	Danville	20:56.95	
83	Eastin, Drew	Mattoon	20:57.40	51
84	Donahue, Connor	Normal (Community)	21:03.72	
85	Jackson, Demarco	East St. Lou	21:07.60	
86	Phelps, Kevin	Lanphier	21:11.08	52
87	McKenzie, Joel	Chatham (Glenwood)	21:14.92	
88	Turvdic, Tristin	Douglas MacArthur	21:16.15	53
89	Lasher, Lucas	Normal (Community)	21:22.23	
90	Cooksey, Derek	Pekin	21:22.59	54
91	Escobar, John	Normal (Community)	21:23.11	
92	Smith, Zack	East Peoria	21:24.20	55
93	Allen, Grant	Urbana	21:26.43	
94	Overton, Trey	Mattoon	21:27.78	56
95	Hoeniges, Jack	Normal (Community)	21:36.75	
96	Cross, Graham	Sacred Heart Gri	21:38.62	
97	Williams, Leslie	East St. Lou	21:44.69	
98	Cessna, Ian	Normal (Community)	21:46.37	
99	Burningham, Drew	Normal (Community)	21:48.37	
100	Otto, Nick	Normal (Community)	21:53.51	
101	Maxfield, Isaak	East Peoria	21:54.28	
102	Shanks, Jeff	Lanphier	21:56.05	57
103	Rodriguez, Michael	Urbana	21:56.33	
104	Gordon, Joel	Normal (Community)	21:59.62	
105	Asher, John	Springfield	22:22.07	58
106	Brewer, Blake	Chatham (Glenwood)	22:27.46	
107	Nguyen, Arnold	Danville	22:28.97	

RICHARD SPRING MEMORIAL

CROSS COUNTRY INVITATIONAL

Detweiller Park, Peoria, IL September 15, 2012

Girls Varsity Team Results 9:30AM

Place	Score	SCHOOL	(Total, Average, Pack Times)			
1.	115	Glenbard West	(1:27:59, 17:35.73, 1:49)			
	2	5 32 35 41	(50)	(55)		
		Perez, Luczak, Reick, Mote, Reifel, Ozog, Sedall				
2.	142	Lake Park High School	(1:28:54, 17:46.69, 2:05)			
	1	15 33 44 49	(85)	(91)		
		Flanagan, Montalbano, Murphy, Garippo, Garippo, Zepeda, Alfano				
3.	142	Palatine	(1:29:40, 17:55.91, 1:20)			
	7	18 22 30 65	(103)	(138)		
		Wasowicz, Lincoln, Cox, McPherson, Paneral, Berg, Portillo				
4.	146	Pleasant Valley High Scho	(1:29:50, 17:57.92, 1:06)			
	6	12 39 43 46	(135)	(139)		
		Ciluffo, Yanek, Oppel, Reynolds, Royer, Leners, Schwarz				
5.	212	St Charles North	(1:31:21, 18:16.09, 0:36)			
	27	31 34 59 61	(110)	(119)		
		Olshever, England, Wessel, Murata, Artman, Lopez, Gawlik				
6.	237	O'Fallon Township High Sc	(1:31:38, 18:19.40, 1:11)			
	20	23 29 70 95	(99)	(125)		
		Cardenas, Lapp, Neal, Wilson, Lear, Carter, Thompson				
7.	340	York Community High Schoo	(1:32:30, 18:29.99, 2:13)			
	3	40 89 102 106	(113)	(129)		
		Fisher, Schlemmel, Wahlgren, Smith, Blum, Mueller, O'Malley				
8.	346	Batavia High School	(1:32:50, 18:33.91, 1:43)			
	11	26 78 107 124	(132)	(149)		
		Roman, Slome, Ball, Grant, Muehlbauer, Kruse, Roach				
9.	348	St. Charles East	(1:33:16, 18:39.09, 1:21)			
	16	74 75 90 93	(100)	(112)		
		Scull, Hill, Adams, Perez, Deutsch, Honea, Westerhoff				
10.	352	Downers Grove North	(1:33:20, 18:39.97, 1:11)			
	28	38 77 98 111	(123)	(130)		
		Hesslau, Bonfield, Krusenoski, Kothanek, Jan, Nicholson, Pfothenhauer				
11.	395	Lyons Township High Schoo	(1:34:18, 18:51.42, 0:29)			
	64	69 80 81 101	(136)	(155)		
		Hamor, Prokaski, Rudofski, Speir, Heinz, Smith, Walsh				
12.	413	Lake Zurich High School	(1:34:04, 18:48.79, 2:04)			
	25	58 62 83 185	(231)	(249)		
		Gelinas, Syverson, Fabbrini, Ufheil, Gelinas, Hughes, Roach				
13.	414	Schaumburg	(1:33:46, 18:45.16, 1:56)			
	17	42 60 145 150	(153)	(208)		
		Kurdej, Falsey, Gutt, Sodimu, Nordli, Schackelton, Capozziello				
14.	416	Carl Sandburg High School	(1:33:27, 18:41.37, 2:32)			
	4	76 96 97 143	(160)	(181)		
		Krull, Foley, Schirmacher, Sobolewshi, Lebert, Letz, Boyce				
15.	430	Marist HS - Chicago	(1:34:03, 18:48.52, 2:15)			
	19	53 56 118 184	(200)	(220)		
		O'Loughlin, Yaeger, Mc Dermott, Viz, Kelly, Van Buskirk, Borza				

16. 435 Maine South (1:34:09, 18:49.74, 2:24)
9 57 86 105 178 (219) (244)
Leonard, Mastrolonardo, Johnson, Eckhart, Clark, Kmiec, Gronke
17. 466 Neuqua Valley (1:34:55, 18:58.81, 0:37)
67 68 88 117 126 (151) (152)
Costelloe, Pena, Hoover, Penkala, Bernat, Gushurst, Pandolfi
18. 563 Oswego High School (1:35:26, 19:05.03, 2:29)
10 51 134 179 189 (242) (252)
Hjorth, Golembeski, Terando, Perez, Janusz, Etheridge, Diemer
19. 574 Loyola Academy (1:36:11, 19:14.05, 0:38)
84 92 108 142 148 (164) (166)
Martinez, Kelly, Zaworski, McDonnell, Bombard, Monticello, Fassett
20. 611 Saint Viator High School (1:35:50, 19:09.92, 2:39)
14 47 156 170 224
Winter, Carroll, Cooney, Malek, Loverde
21. 660 Lincoln-Way East (1:37:06, 19:25.04, 1:21)
63 79 167 171 180 (187) (266)
McLawhorn, Ostmann, Conboy, Nepote, Ford, Bravo, Nowak
22. 689 Belvidere North High Scho (1:37:08, 19:25.59, 1:46)
48 141 146 147 207 (212) (214)
Lutzow, Seger, Houzenga, Mainguy, Monaghan, Garcia, Zavala
23. 706 West Chicago (1:37:13, 19:26.51, 2:01)
37 71 192 196 210 (230) (234)
Sayner, Gimre, Beltran, Flores, Caithamer, Rodriguez, Serio
24. 714 Sacred Heart Griffin (1:37:36, 19:31.06, 0:39)
115 120 140 163 176 (222) (267)
McClain, McClain, House, McClain, Pohlman, Moredock, Park
25. 727 Normal Community High Sch (1:37:09, 19:25.75, 2:36)
13 121 182 193 218 (240) (241)
Pederson, Lam, Penn, Beckstead, Johnson, Furler, Lanier
26. 756 Chatham-Glenwood (1:38:10, 19:37.81, 1:24)
73 158 159 162 204 (206) (229)
Rogers, Garner, Crowley, O'Reilly, Wurl, Lowe, Diffenderfer
27. 824 hersey (1:38:45, 19:44.85, 0:59)
104 114 201 202 203 (221) (236)
Cortese, Cruz, Solberg, Bayerle, Lipowski, Lyon, Thompson
28. 846 Lakes Community High Scho (1:39:02, 19:48.28, 1:21)
109 122 186 191 238 (245) (269)
Griesbaum, Schardt, Towne, Floden, Tuley, Thompson, Griesbaum
29. 847 St. Joseph-Ogden High Sch (1:38:56, 19:47.17, 1:23)
82 161 174 205 225 (320) (359)
Pridemore, Gawthorp, Fisher, Brooks, Kassuelke, Melchior, Hill
30. 868 Petersburg PORTA High Sch (1:40:30, 20:05.91, 4:10)
66 87 133 248 334 (336) (340)
Brauer, Griffin, Brauer, Ivey, Cummings, Sampson, Schildwachtes
31. 970 Bartlett High School (1:40:53, 20:10.51, 2:43)
54 173 197 272 274 (280) (288)
Watkins, Neilson, Brown, Murdoch, Seidl, Zilinsky, Harmet
32. 998 Springfield High School (1:41:20, 20:15.81, 2:03)
165 168 169 195 301 (303) (306)

Smith, Kropid, Hamill, Wells, Peralta, Zerfas, Hoogland

33. 1002 Riverside Brookfield High (1:40:34, 20:06.74, 1:30)
127 190 211 223 251 (263) (276)
Bollnow, Keen, Ulloa, Rodriguez, Dorsey, Melone, Wagner
34. 1012 Cor Jesu (1:40:31, 20:06.02, 3:37)
8 226 250 258 270 (291) (317)
Whitman, Nord, Heard, Mahon, Hostler, Munsell, Cihota
35. 1026 Lincoln-Way West High Sch (1:41:19, 20:15.66, 3:17)
36 199 253 254 284 (322) (338)
Waters, King, Medendorp, Owens, Wanka, Krol, Senyard
36. 1027 Harlem (1:41:39, 20:19.79, 3:06)
45 172 239 285 286 (313) (318)
Palmer, Hartman, Perian, Hume, Barnes, Aamodt, Lapp
37. 1031 Bolingbrook High School (1:40:41, 20:08.16, 1:09)
131 198 232 233 237 (260) (275)
Mitts, Caputo, Cerpa, Hettlinger, Banks, Tykane, Ringo
38. 1067 Alan B. Shepard H.S. (1:42:24, 20:28.67, 3:22)
52 175 262 278 300 (350) (362)
Loomis, Delfin, Navarrete, Ramos, Miller, Mandes, Marrivallas
39. 1097 Joliet Catholic Academy (1:41:46, 20:21.06, 1:51)
128 216 235 247 271 (358) (365)
Kennedy, Blotnik, McSteen, Sikorski, Korst, Schmig, Kwaben
40. 1102 St. Thomas More (1:42:21, 20:28.12, 2:59)
72 227 228 277 298 (319) (324)
Welle, Welle, Kelley, Dodds, Carmien, Collard, Wzsalek
41. 1120 Stevenson (1:42:06, 20:25.09, 1:22)
144 217 246 256 257 (329)
Levy, Cole, Top, Jain, Goldberg, Callen
42. 1159 Hononegah High School (1:43:38, 20:43.59, 2:57)
94 209 259 289 308 (312) (333)
Prescott, Dalsanto, Juhlin, Holland, Van, Juhlin, Coleman
43. 1173 Wheaton Academy (1:43:46, 20:45.14, 2:19)
177 183 215 283 315 (323)
Smith, Pearson, Kaufman, Fritz, Pell, Lindsay
44. 1186 Plainfield South High Sch (1:44:44, 20:56.79, 3:02)
116 157 287 310 316 (339) (354)
Rice, Carlberg, Bachiller, Goff, Mayer, Velasco, Hamilton
45. 1193 Liberty High School (1:43:40, 20:43.82, 1:57)
154 213 243 290 293 (294) (364)
Klingele, Graham, Cook, Obert, Hanzel, Austin, Wiewel
46. 1209 Grant (1:46:19, 21:15.62, 5:29)
21 194 307 341 346 (348) (349)
Lewis, Romig, Pecorini, Mejia, Guzior, Cassidy, Schmidt
47. 1307 Normal West (1:50:25, 22:04.98, 7:20)
24 261 309 353 360 (361)
Brelsfoard, Schupbach, Webber, Woods, Peacock, Andrews
48. 1385 Elmwood Park High School (1:47:10, 21:25.89, 1:51)
188 292 299 302 304 (344)
Ziegler, Langkamp, Langkamp, Ramos, Scanlon, Accettura

49. 1395 Quincy (1:49:29, 21:53.71, 4:45)
 137 268 296 342 352 (355) (363)
 McNay, Bordewick, White, Yager, Prost, Doellman, Woods
50. 1461 Amos Alonzo Stagg (1:48:14, 21:38.73, 1:27)
 264 265 297 314 321 (327) (332)
 McGowan, Heller, Zarebczan, Garcia, Eljebawe, Zajac, Tylka
51. 1474 nazareth academy (1:48:56, 21:47.19, 2:04)
 255 273 279 330 337 (345) (347)
 O'Kane, Vasquez, Skokna, Crisanti, Morges, Zasadazinski, McKenna
52. 1517 Pleasant Plains (1:49:27, 21:53.34, 1:11)
 281 295 305 311 325 (331) (335)
 Lange, Salvacion, Rohr, Race, Hergenrother, McNamara, Monier
53. 1630 Deer Creek Mackinaw High (1:53:55, 22:46.85, 2:41)
 282 326 328 343 351 (356) (357)
 Mohr, Johnson, Kilbride, Scaff, Anderson, McClure, Rich

Team		Girls Varsity 9:30 AM			
Place	Plc Name	School Name	Time	Pace	
====	====	=====	=====	=====	=====
Place	TmPl	FIRST	SCHOOL	RACE2	Pace
====	====	=====	=====	=====	=====
1.	1	Kaylee Flanagan	Lake Park High School	16:20.3	5:27
2.	2	Madeline Perez	Glenbard West	16:29	5:30
3.	3	Emma Fisher	York Community High Schoo	16:58	5:40
4.	4	Carly Krull	Carl Sandburg High School	17:00	5:40
5.	5	Lisa Luczak	Glenbard West	17:00	5:40
6.	6	Kaley Ciluffo	Pleasant Valley High Scho	17:18	5:46
7.	7	Tess Wasowicz	Palatine	17:20	5:47
8.	8	Jill Whitman	Cor Jesu	17:31	5:51
9.	9	Emily Leonard	Maine South	17:33	5:51
10.	10	Kelsey Hjorth	Oswego High School	17:34	5:52
11.	11	Dakota Roman	Batavia High School	17:34	5:52
12.	12	McKenzie Yanek	Pleasant Valley High Scho	17:37	5:53
13.	13	Carly Pederson	Normal Community High Sch	17:38	5:53
14.	14	Hanna Winter	Saint Viator High School	17:39	5:53
15.	15	Samantha Montalbano	Lake Park High School	17:40	5:54
16.	16	Torree Scull	St. Charles East	17:41	5:54
17.	17	Caroline Kurdej	Schaumburg	17:42	5:54
18.	18	Jessica Lincoln	Palatine	17:44	5:55
19.	19	Maggie O'Loughlin	Marist HS - Chicago	17:46	5:56
20.	20	Tami Cardenas	O'Fallon Township High Sc	17:53	5:58
21.	21	Lindsey Lewis	Grant	17:56	5:59
22.	22	Liz Cox	Palatine	17:56	5:59
23.	23	Sam Lapp	O'Fallon Township High Sc	17:56	5:59
24.	24	Emily Brelsfoard	Normal West	17:57	5:59
25.	25	Meaghan Gelinias	Lake Zurich High School	17:58	6:00
26.	26	Lexi Slome	Batavia High School	17:58	6:00
27.	27	Nina Olshever	St Charles North	18:00	6:00
28.	28	Gabrielle Hesslau	Downers Grove North	18:01	6:01
29.	29	Sydney Neal	O'Fallon Township High Sc	18:02	6:01
30.		Sydney Billingsley	Normal University	18:02	6:01
31.	30	Cassidy McPherson	Palatine	18:02	6:01
32.	31	Ashley England	St Charles North	18:03	6:01
33.	32	Caitlyn Reick	Glenbard West	18:05	6:02
34.	33	Brianne Murphy	Lake Park High School	18:08	6:03
35.	34	Kaylee Wessel	St Charles North	18:09	6:03
36.	35	Cynthia Mote	Glenbard West	18:09	6:03
37.	36	Natalie Waters	Lincoln-Way West High Sch	18:10	6:04
38.	37	Lindsey Sayner	West Chicago	18:11	6:04
39.	38	Kaitlyn Bonfield	Downers Grove North	18:13	6:05
40.	39	Ali Oppel	Pleasant Valley High Scho	18:14	6:05
41.	40	Kathryn Schlemmel	York Community High Schoo	18:16	6:06

42.	41 Emma Reifel	Glenbard West	18:18	6:06
43.	42 Erin Falsey	Schaumburg	18:20	6:07
44.	43 Maddie Reynolds	Pleasant Valley High Scho	18:20	6:07
45.	44 Rachel Garippo	Lake Park High School	18:21	6:07
46.	45 Moriah Palmer	Harlem	18:23	6:08
47.	46 Addie Royer	Pleasant Valley High Scho	18:24	6:08
48.	47 Meghan Carroll	Saint Viator High School	18:24	6:08
49.	48 Carley Lutzow	Belvidere North High Scho	18:25	6:09
50.	49 Ruth Garippo	Lake Park High School	18:26	6:09
51.	50 Megan Ozog	Glenbard West	18:28	6:10
52.	51 Ashley Golembeski	Oswego High School	18:28	6:10
53.	52 Lauren Loomis	Alan B. Shepard H.S.	18:28	6:10
54.	53 Julie Yaeger	Marist HS - Chicago	18:30	6:10
55.	54 Nicole Watkins	Bartlett High School	18:31	6:11
56.	55 Christina Sedall	Glenbard West	18:32	6:11
57.	56 Moira Mc Dermott	Marist HS - Chicago	18:34	6:12
58.	57 Mirae Mastrolonardo	Maine South	18:34	6:12
59.	58 Nicole Syverson	Lake Zurich High School	18:34	6:12
60.	Brittany Schwarz	Dixon	18:35	6:12
61.	59 Elle Murata	St Charles North	18:35	6:12
62.	60 Ali Gutt	Schaumburg	18:36	6:12
63.	61 Shelby Artman	St Charles North	18:36	6:12
64.	Naomi Springer	Stanford Olympia	18:37	6:13
65.	62 Katie Fabbrini	Lake Zurich High School	18:38	6:13
66.	63 Kaley McLawhorn	Lincoln-Way East	18:39	6:13
67.	64 Katie Hamor	Lyons Township High Schoo	18:39	6:13
68.	65 Jacqui Paneral	Palatine	18:40	6:14
69.	66 Maria Brauer	Petersburg PORTA High Sch	18:41	6:14
70.	67 Claire Costelloe	Neuqua Valley	18:42	6:14
71.	68 Julia Pena	Neuqua Valley	18:44	6:15
72.	69 Haley Prokaski	Lyons Township High Schoo	18:44	6:15
73.	70 Bridgette Wilson	O'Fallon Township High Sc	18:45	6:15
74.	71 Mae Elizabeth Gimre	West Chicago	18:45	6:15
75.	72 Theresa Welle	St. Thomas More	18:45	6:15
76.	73 Lindsay Rogers	Chatham-Glenwood	18:46	6:16
77.	74 Sarah Hill	St. Charles East	18:46	6:16
78.	75 Corrin Adams	St. Charles East	18:49	6:17
79.	76 Grace Foley	Carl Sandburg High School	18:50	6:17
80.	77 Rachel Krusenoski	Downers Grove North	18:51	6:17
81.	78 Gracie Ball	Batavia High School	18:51	6:17
82.	79 Sami Ostmann	Lincoln-Way East	18:52	6:18
83.	80 Lexy Rudofski	Lyons Township High Schoo	18:55	6:19
84.	81 Randie Speir	Lyons Township High Schoo	18:55	6:19
85.	82 Alyssa Pridemore	St. Joseph-Ogden High Sch	18:55	6:19
86.	83 Angela Ufheil	Lake Zurich High School	18:56	6:19
87.	84 Cecily Martienez	Loyola Academy	18:57	6:19
88.	85 Maria Zepeda	Lake Park High School	18:57	6:19
89.	86 Gina Johnson	Maine South	18:57	6:19
90.	87 MacKenzie Griffin	Petersburg PORTA High Sch	18:58	6:20
91.	88 Alena Hoover	Neuqua Valley	18:59	6:20
92.	89 Hannah Wahlgren	York Community High Schoo	19:00	6:20
93.	Clara Thorpe	Dixon	19:00	6:20
94.	Morgan Cross	Normal University	19:00	6:20
95.	90 Sam Perez	St. Charles East	19:00	6:20
96.	91 Nicole Alfano	Lake Park High School	19:01	6:21
97.	92 Sarah Kelly	Loyola Academy	19:01	6:21
98.	93 Lizzie Deutsch	St. Charles East	19:02	6:21
99.	94 Natalie Prescott	Hononegah High School	19:02	6:21
100.	95 Reagan Lear	O'Fallon Township High Sc	19:03	6:21
101.	96 Jacquelyn Schirmacher	Carl Sandburg High School	19:04	6:22
102.	97 Maggie Sobolewshi	Carl Sandburg High School	19:05	6:22
103.	98 Jillian Kothanek	Downers Grove North	19:06	6:22
104.	99 Casey Carter	O'Fallon Township High Sc	19:06	6:22
105.	100 Anastasia Honea	St. Charles East	19:06	6:22
106.	Tessa Hanlon	Mahomet-Seymour	19:07	6:23
107.	101 Kate Heinz	Lyons Township High Schoo	19:07	6:23

108.	Kate Majewski	Glenbard West	19:07	6:23
109.	102 Allison Smith	York Community High Schoo	19:08	6:23
110.	103 Madi Berg	Palatine	19:09	6:23
111.	104 Amanda Cortese	hersey	19:10	6:24
112.	105 Cailin Eckhart	Maine South	19:10	6:24
113.	106 Caitlin Blum	York Community High Schoo	19:11	6:24
114.	107 Alicia Grant	Batavia High School	19:11	6:24
115.	108 Caroline Zaworski	Loyola Academy	19:11	6:24
116.	109 Danielle Griesbaum	Lakes Community High Scho	19:11	6:24
117.	110 Nicole Lopez	St Charles North	19:11	6:24
118.	111 Zayna Jan	Downers Grove North	19:12	6:24
119.	112 Maddie Westerhoff	St. Charles East	19:12	6:24
120.	113 Dayle Mueller	York Community High Schoo	19:12	6:24
121.	114 Clarissa Cruz	hersey	19:13	6:25
122.	115 Meredith McClain	Sacred Heart Griffin	19:14	6:25
123.	116 Kayla Rice	Plainfield South High Sch	19:14	6:25
124.	117 Lauren Penkala	Neuqua Valley	19:14	6:25
125.	118 Catherine Viz	Marist HS - Chicago	19:15	6:25
126.	Krista Fitzmaurice	St. Charles East	19:16	6:26
127.	119 Natalia Gawlik	St Charles North	19:16	6:26
128.	Fabiola Ortiz	St Charles North	19:16	6:26
129.	120 Meghan McClain	Sacred Heart Griffin	19:16	6:26
130.	121 Tiffany Lam	Normal Community High Sch	19:16	6:26
131.	122 Kortney Schardt	Lakes Community High Scho	19:17	6:26
132.	123 Michaela Nicholson	Downers Grove North	19:17	6:26
133.	124 Jenny Muehlbauer	Batavia High School	19:17	6:26
134.	125 Jordan Thompson	O'Fallon Township High Sc	19:18	6:26
135.	126 Anastasia Bernat	Neuqua Valley	19:18	6:26
136.	127 Clare Bollnow	Riverside Brookfield High	19:18	6:26
137.	128 Erin Kennedy	Joliet Catholic Academy	19:19	6:27
138.	129 Kristin O'Malley	York Community High Schoo	19:20	6:27
139.	130 Micah Pfothenhauer	Downers Grove North	19:21	6:27
140.	Noelle Gilster	O'Fallon Township High Sc	19:22	6:28
141.	131 Naomi Mitts	Bolingbrook High School	19:22	6:28
142.	132 Lia Kruse	Batavia High School	19:22	6:28
143.	133 Adrienne Brauer	Petersburg PORTA High Sch	19:24	6:28
144.	134 Teagan Terando	Oswego High School	19:24	6:28
145.	135 Anne Leners	Pleasant Valley High Scho	19:24	6:28
146.	136 Elaine Smith	Lyons Township High Schoo	19:24	6:28
147.	137 Haylee McNay	Quincy	19:25	6:29
148.	138 Noemi Portillo	Palatine	19:28	6:30
149.	139 Claire Schwarz	Pleasant Valley High Scho	19:29	6:30
150.	140 Alex House	Sacred Heart Griffin	19:29	6:30
151.	141 Kim Seger	Belvidere North High Scho	19:29	6:30
152.	142 Jackie McDonnell	Loyola Academy	19:30	6:30
153.	Allysa Adam	York Community High Schoo	19:31	6:31
154.	143 Annie Lebert	Carl Sandburg High School	19:31	6:31
155.	144 MacKenzie Levy	Stevenson	19:31	6:31
156.	Meghan Bonfield	Downers Grove North	19:31	6:31
157.	Emma Burkhardt	Downers Grove North	19:32	6:31
158.	145 Debra Sodimu	Schaumburg	19:32	6:31
159.	146 Taeya Houzenga	Belvidere North High Scho	19:33	6:31
160.	Abril Malagon	Palatine	19:33	6:31
161.	Katie Pitman	Dixon	19:33	6:31
162.	147 Julia Mainguy	Belvidere North High Scho	19:33	6:31
163.	148 Amanda Bombard	Loyola Academy	19:34	6:32
164.	Abigail Nielsen	Mahomet-Seymour	19:35	6:32
165.	149 Jessica Roach	Batavia High School	19:36	6:32
166.	150 Sam Nordli	Schaumburg	19:38	6:33
167.	Stephanie Urbancik	Downers Grove North	19:38	6:33
168.	Brenna German	Pleasant Valley High Scho	19:38	6:33
169.	151 Sarah Gushurst	Neuqua Valley	19:39	6:33
170.	152 Maria Pandolfi	Neuqua Valley	19:40	6:34
171.	153 Paige Schackelton	Schaumburg	19:40	6:34
172.	154 Taylor Klingele	Liberty High School	19:41	6:34
173.	Andrea George	O'Fallon Township High Sc	19:42	6:34

174.	Tiffani McCormick	O'Fallon Township High Sc	19:42	6:34
175.	155 Rachel Walsh	Lyons Township High Schoo	19:43	6:35
176.	156 Shannon Cooney	Saint Viator High School	19:43	6:35
177.	Kathryn Hagstrom	York Community High Schoo	19:44	6:35
178.	157 Sydney Carlberg	Plainfield South High Sch	19:44	6:35
179.	Anita Wolff	Batavia High School	19:44	6:35
180.	Annika Manning	Glenbard West	19:45	6:35
181.	158 Cassady Garner	Chatham-Glenwood	19:45	6:35
182.	159 Rachael Crowley	Chatham-Glenwood	19:45	6:35
183.	160 Renee Letz	Carl Sandburg High School	19:45	6:35
184.	161 Abby Gawthorp	St. Joseph-Ogden High Sch	19:45	6:35
185.	162 Kerryn O'Reilly	Chatham-Glenwood	19:46	6:36
186.	Taylor Daly	Peoria Notre Dame	19:47	6:36
187.	163 Birdget McClain	Sacred Heart Griffin	19:47	6:36
188.	164 Claire Monticello	Loyola Academy	19:48	6:36
189.	165 Lauren Smith	Springfield High School	19:48	6:36
190.	166 Maddy Fassett	Loyola Academy	19:48	6:36
191.	167 Anna Conboy	Lincoln-Way East	19:48	6:36
192.	168 Christina Kropid	Springfield High School	19:49	6:37
193.	Alyssa Christoffer	Lyons Township High Schoo	19:49	6:37
194.	Megan Young	St Charles North	19:49	6:37
195.	169 Ellie Hamill	Springfield High School	19:49	6:37
196.	170 Katie Malek	Saint Viator High School	19:49	6:37
197.	Amanda Borkowski	Neuqua Valley	19:49	6:37
198.	171 Kendall Nepote	Lincoln-Way East	19:50	6:37
199.	172 Allison Hartman	Harlem	19:51	6:37
200.	173 Megan Neilson	Bartlett High School	19:51	6:37
201.	174 Abby Fisher	St. Joseph-Ogden High Sch	19:51	6:37
202.	175 Alondra Delfin	Alan B. Shepard H.S.	19:51	6:37
203.	Natalie Mueller	Batavia High School	19:51	6:37
204.	176 Taylor Pohlman	Sacred Heart Griffin	19:52	6:38
205.	Julia Antonson	Neuqua Valley	19:54	6:38
206.	177 Jackie Smith	Wheaton Academy	19:56	6:39
207.	178 Caryn Clark	Maine South	19:56	6:39
208.	Jessica Evans	St. Charles East	19:57	6:39
209.	179 Kayla Perez	Oswego High School	19:59	6:40
210.	180 Morgan Ford	Lincoln-Way East	19:59	6:40
211.	181 Amber Boyce	Carl Sandburg High School	19:59	6:40
212.	Jeslaine Thompson	St. Charles East	19:59	6:40
213.	182 Hannah Penn	Normal Community High Sch	19:59	6:40
214.	183 Annika Pearson	Wheaton Academy	20:00	6:40
215.	184 Maddie Kelly	Marist HS - Chicago	20:01	6:41
216.	185 Maddie Gelinas	Lake Zurich High School	20:01	6:41
217.	186 Nicole Towne	Lakes Community High Scho	20:01	6:41
218.	187 Angie Bravo	Lincoln-Way East	20:01	6:41
219.	Mary Clare Flaherty	Lyons Township High Schoo	20:02	6:41
220.	188 Bree Ziegler	Elmwood Park High School	20:03	6:41
221.	Hannah Saggau	Lyons Township High Schoo	20:03	6:41
222.	189 Dana Janusz	Oswego High School	20:03	6:41
223.	190 Deedee Keen	Riverside Brookfield High	20:03	6:41
224.	Audrey Blankenship	St Charles North	20:03	6:41
225.	191 Fiona Floden	Lakes Community High Scho	20:03	6:41
226.	192 Diana Beltran	West Chicago	20:03	6:41
227.	193 Danielle Beckstead	Normal Community High Sch	20:04	6:42
228.	Tala Abusharif	Carl Sandburg High School	20:04	6:42
229.	194 Madison Romig	Grant	20:04	6:42
230.	195 Meredith Wells	Springfield High School	20:05	6:42
231.	196 Ana Flores	West Chicago	20:05	6:42
232.	197 Mariah Brown	Bartlett High School	20:06	6:42
233.	198 Marissa Caputo	Bolingbrook High School	20:06	6:42
234.	199 Brittany King	Lincoln-Way West High Sch	20:06	6:42
235.	Kierstyn Feld	Pleasant Valley High Scho	20:07	6:43
236.	200 Katelyn Van Buskirk	Marist HS - Chicago	20:07	6:43
237.	201 Lauren Solberg	hersey	20:07	6:43
238.	202 Sara Bayerle	hersey	20:08	6:43
239.	203 Madison Lipowski	hersey	20:09	6:43

240.	204	Kerraline Wurl	Chatham-Glenwood	20:09	6:43
241.	205	Veronica Brooks	St. Joseph-Ogden High Sch	20:10	6:44
242.	206	Breianna Lowe	Chatham-Glenwood	20:10	6:44
243.	207	Lyra Monaghan	Belvidere North High Scho	20:10	6:44
244.	208	Tori Capozziello	Schaumburg	20:11	6:44
245.	209	Becky Dalsanto	Hononegah High School	20:11	6:44
246.		Alexis Sotis	Lake Park High School	20:11	6:44
247.	210	Julia Caithamer	West Chicago	20:11	6:44
248.	211	Danielle Ulloa	Riverside Brookfield High	20:11	6:44
249.	212	Carol Garcia	Belvidere North High Scho	20:12	6:44
250.	213	Jacki Graham	Liberty High School	20:12	6:44
251.	214	Mitzvah Zavala	Belvidere North High Scho	20:12	6:44
252.		Victoria Hatch	Carl Sandburg High School	20:13	6:45
253.	215	Danielle Kaufman	Wheaton Academy	20:13	6:45
254.	216	Alex Blotnik	Joliet Catholic Academy	20:13	6:45
255.	217	Rachel Cole	Stevenson	20:14	6:45
256.	218	Rachel Johnson	Normal Community High Sch	20:14	6:45
257.	219	Sylwia Kmiec	Maine South	20:15	6:45
258.	220	Jenna Borza	Marist HS - Chicago	20:15	6:45
259.	221	Halle Lyon	hersey	20:15	6:45
260.	222	McKenzie Moredock	Sacred Heart Griffin	20:16	6:46
261.	223	Alma Rodriguez	Riverside Brookfield High	20:16	6:46
262.		Rachel Streit	Batavia High School	20:17	6:46
263.	224	Dominique Loverde	Saint Viator High School	20:17	6:46
264.	225	Jessica Kassuelke	St. Joseph-Ogden High Sch	20:17	6:46
265.	226	Shelby Nord	Cor Jesu	20:18	6:46
266.	227	Julia Welle	St. Thomas More	20:18	6:46
267.	228	Regan Kelley	St. Thomas More	20:19	6:47
268.	229	Lauren Diffenderfer	Chatham-Glenwood	20:19	6:47
269.	230	Gena Rodriguez	West Chicago	20:21	6:47
270.		Krystal Sotis	Lake Park High School	20:21	6:47
271.	231	Meagan Hughes	Lake Zurich High School	20:21	6:47
272.		Karyn Baldwin	Schaumburg	20:22	6:48
273.	232	Cassandra Cerpa	Bolingbrook High School	20:22	6:48
274.	233	Katelyn Hettinger	Bolingbrook High School	20:23	6:48
275.	234	Catherine Serio	West Chicago	20:24	6:48
276.		Alexandra Drechsler	Neuqua Valley	20:25	6:49
277.		Taylor Tenca	Palatine	20:25	6:49
278.	235	Moira McSteen	Joliet Catholic Academy	20:27	6:49
279.	236	Sarah Thompson	hersey	20:29	6:50
280.		Maddie Guenzler	Pleasant Valley High Scho	20:29	6:50
281.	237	Sydney Banks	Bolingbrook High School	20:30	6:50
282.		Madeline Durso	Loyola Academy	20:31	6:51
283.		Kirsten Aydt	Chatham-Glenwood	20:32	6:51
284.	238	Maeve Tuley	Lakes Community High Scho	20:32	6:51
285.	239	Grace Perian	Harlem	20:32	6:51
286.	240	Kristina Furler	Normal Community High Sch	20:32	6:51
287.		Caroline Hague	Loyola Academy	20:32	6:51
288.	241	Alyse Lanier	Normal Community High Sch	20:33	6:51
289.	242	Abby Etheridge	Oswego High School	20:35	6:52
290.	243	Katie Cook	Liberty High School	20:35	6:52
291.		Delaney Dixon	Chatham-Glenwood	20:36	6:52
292.	244	Jessica Gronke	Maine South	20:37	6:53
293.	245	Elizabeth Thompson	Lakes Community High Scho	20:38	6:53
294.	246	Emily Top	Stevenson	20:39	6:53
295.	247	Francesca Sikorski	Joliet Catholic Academy	20:39	6:53
296.	248	Taylor Ivey	Petersburg PORTA High Sch	20:39	6:53
297.		Erika Macias	West Chicago	20:41	6:54
298.	249	Jenna Roach	Lake Zurich High School	20:41	6:54
299.	250	Amanda Heard	Cor Jesu	20:42	6:54
300.		Danielle Falk	Lake Park High School	20:45	6:55
301.		Erica Rideout	Chatham-Glenwood	20:46	6:56
302.	251	Meaghan Dorsey	Riverside Brookfield High	20:48	6:56
303.		Julia Kuhn	Lake Zurich High School	20:48	6:56
304.	252	Blair Diemer	Oswego High School	20:49	6:57
305.	253	Lauren Medendorp	Lincoln-Way West High Sch	20:49	6:57

306.	Laura Messerschmidt	Lake Zurich High School	20:49	6:57
307.	254 Emily Owens	Lincoln-Way West High Sch	20:50	6:57
308.	255 Megan O'Kane	nazareth academy	20:50	6:57
309.	256 Sarina Jain	Stevenson	20:52	6:58
310.	257 Jessie Goldberg	Stevenson	20:53	6:58
311.	258 Elaine Mahon	Cor Jesu	20:53	6:58
312.	Emma Paravola	Oswego High School	20:54	6:58
313.	Meghan Mokate	Carl Sandburg High School	20:54	6:58
314.	Maddy Kammerer	Oswego High School	20:54	6:58
315.	259 Kati Juhlin	Hononegah High School	20:55	6:59
316.	Juliette Vainisi	hersey	20:56	6:59
317.	Erin Wilhelm	Normal Community High Sch	20:57	6:59
318.	260 Jessica Tykane	Bolingbrook High School	20:57	6:59
319.	261 Tyraina Schupbach	Normal West	20:57	6:59
320.	262 Jackie Navarrete	Alan B. Shepard H.S.	20:58	7:00
321.	263 Sarah Melone	Riverside Brookfield High	20:58	7:00
322.	264 Eileen McGowan	Amos Alonzo Stagg	20:59	7:00
323.	265 Olivia Heller	Amos Alonzo Stagg	20:59	7:00
324.	266 Anna Nowak	Lincoln-Way East	21:04	7:02
325.	267 Lilly Park	Sacred Heart Griffin	21:06	7:02
326.	268 Lexi Bordewick	Quincy	21:07	7:03
327.	Rachel Hile-Broad	Normal Community High Sch	21:07	7:03
328.	269 Brittani Griesbaum	Lakes Community High Scho	21:08	7:03
329.	270 Sarah Hostler	Cor Jesu	21:08	7:03
330.	Sarah Richter	Schaumburg	21:09	7:03
331.	271 Chloe Korst	Joliet Catholic Academy	21:09	7:03
332.	Isabelle Pommier	Mahomet-Seymour	21:12	7:04
333.	272 Gabrielle Murdoch	Bartlett High School	21:13	7:05
334.	273 Vicky Vasquez	nazareth academy	21:14	7:05
335.	274 Megan Seidl	Bartlett High School	21:14	7:05
336.	275 Devonique Ringo	Bolingbrook High School	21:15	7:05
337.	276 Amy Wagner	Riverside Brookfield High	21:16	7:06
338.	277 Caroline Dodds	St. Thomas More	21:18	7:06
339.	278 Janet Ramos	Alan B. Shepard H.S.	21:19	7:07
340.	279 Jacquie Skokna	nazareth academy	21:19	7:07
341.	Alyson Simon	Oswego High School	21:19	7:07
342.	280 Kelly Zilinsky	Bartlett High School	21:20	7:07
343.	281 Rachel Lange	Pleasant Plains	21:21	7:07
344.	Audrey Fisher	York Community High Schoo	21:22	7:08
345.	282 Taylor Mohr	Deer Creek Mackinaw High	21:23	7:08
346.	Sydne Williams	Lake Zurich High School	21:24	7:08
347.	283 Shelby Fritz	Wheaton Academy	21:24	7:08
348.	284 Marisa Wanka	Lincoln-Way West High Sch	21:26	7:09
349.	285 Morgan Hume	Harlem	21:28	7:10
350.	286 Brianna Barnes	Harlem	21:28	7:10
351.	Sophia Ou	Bolingbrook High School	21:31	7:11
352.	287 Kate Bachiller	Plainfield South High Sch	21:32	7:11
353.	288 Kara Harmet	Bartlett High School	21:33	7:11
354.	Abby House	Sacred Heart Griffin	21:35	7:12
355.	289 Mallory Holland	Hononegah High School	21:35	7:12
356.	290 Meghan Obert	Liberty High School	21:36	7:12
357.	291 Molly Munsell	Cor Jesu	21:37	7:13
358.	292 Ruth Langkamp	Elmwood Park High School	21:37	7:13
359.	293 Olivia Hanzel	Liberty High School	21:38	7:13
360.	Bre Cap	Lincoln-Way East	21:38	7:13
361.	294 Cheyanne Austin	Liberty High School	21:39	7:13
362.	295 Sabrina Salvacion	Pleasant Plains	21:40	7:14
363.	Liz Smith	hersey	21:40	7:14
364.	296 Kelsy White	Quincy	21:40	7:14
365.	Haylee Altenberg	Dixon	21:41	7:14
366.	297 Adela Zarebczan	Amos Alonzo Stagg	21:43	7:15
367.	298 Morgan Carmien	St. Thomas More	21:44	7:15
368.	Hannah Savage- Cooper	Lakes Community High Scho	21:44	7:15
369.	Carly Prais	Lakes Community High Scho	21:46	7:16
370.	Marisa Wegener	Bartlett High School	21:47	7:16
371.	299 Linda Langkamp	Elmwood Park High School	21:48	7:16

372.	300	Amy Miller	Alan B. Shepard H.S.	21:50	7:17
373.	301	Ali Peralta	Springfield High School	21:50	7:17
374.		Emily Dowden	Bartlett High School	21:51	7:17
375.		Paige Bogdan	Lincoln-Way East	21:51	7:17
376.	302	Sierra Ramos	Elmwood Park High School	21:52	7:18
377.	303	Dani Zerfas	Springfield High School	21:52	7:18
378.	304	Kelly Scanlon	Elmwood Park High School	21:53	7:18
379.	305	Olivia Rohr	Pleasant Plains	21:53	7:18
380.	306	Ingrid Hoogland	Springfield High School	21:53	7:18
381.	307	Jenna Pecorini	Grant	21:54	7:18
382.	308	Tracy Van	Hononegah High School	21:58	7:20
383.	309	Taylor Webber	Normal West	22:00	7:20
384.	310	Alex Goff	Plainfield South High Sch	22:02	7:21
385.		Jackie Selig	Bartlett High School	22:02	7:21
386.		Amanda Ortiz	Glenbard West	22:04	7:22
387.	311	Ashley Race	Pleasant Plains	22:04	7:22
388.	312	Liz Juhlin	Hononegah High School	22:07	7:23
389.	313	Rebecca Aamodt	Harlem	22:08	7:23
390.		Kelly Glavin	Riverside Brookfield High	22:09	7:23
391.	314	Jessica Garcia	Amos Alonzo Stagg	22:09	7:23
392.		Elise Castelaz	Riverside Brookfield High	22:14	7:25
393.	315	Alyssa Pell	Wheaton Academy	22:15	7:25
394.	316	Lindsey Mayer	Plainfield South High Sch	22:15	7:25
395.	317	Kathleen Cihota	Cor Jesu	22:16	7:26
396.		Rose McBride	Loyola Academy	22:17	7:26
397.		Aleah Combs	Rantoul Township High Sch	22:18	7:26
398.		Damaris Dernlan	Cor Jesu	22:20	7:27
399.	318	Destiny Lapp	Harlem	22:20	7:27
400.		Sydney Bontz	limestone	22:22	7:28
401.		Destiny Fawley	Normal Community High Sch	22:22	7:28
402.		Lauren Primer	Riverside Brookfield High	22:23	7:28
403.	319	Sophie Collard	St. Thomas More	22:23	7:28
404.	320	Sara Melchior	St. Joseph-Ogden High Sch	22:23	7:28
405.		Jenna Maurer	Springfield High School	22:26	7:29
406.	321	Nisreen Eljebawe	Amos Alonzo Stagg	22:26	7:29
407.	322	Maxine Krol	Lincoln-Way West High Sch	22:26	7:29
408.		Shannon Dennis	Harlem	22:26	7:29
409.		Christi Trommels	Harlem	22:26	7:29
410.	323	India Lindsay	Wheaton Academy	22:27	7:29
411.	324	Gabby Wzsalek	St. Thomas More	22:29	7:30
412.		Angela Hyon	Springfield High School	22:30	7:30
413.	325	Hannah Hergenrother	Pleasant Plains	22:32	7:31
414.		Kayla Quinlan	Lincoln-Way East	22:33	7:31
415.	326	Calan Johnson	Deer Creek Mackinaw High	22:36	7:32
416.	327	Annette Zajac	Amos Alonzo Stagg	22:36	7:32
417.	328	Jessica Kilbride	Deer Creek Mackinaw High	22:40	7:34
418.	329	Becky Callen	Stevenson	22:40	7:34
419.	330	Natalie Crisanti	nazareth academy	22:41	7:34
420.	331	Allie McNamara	Pleasant Plains	22:42	7:34
421.	332	Paulina Tylka	Amos Alonzo Stagg	22:43	7:35
422.	333	Mandy Coleman	Hononegah High School	22:47	7:36
423.		Morgan Olson	Harlem	22:48	7:36
424.	334	Allison Cummings	Petersburg PORTA High Sch	22:50	7:37
425.		Taylor Staman	Hononegah High School	22:52	7:38
426.	335	Cara Monier	Pleasant Plains	22:53	7:38
427.	336	Rachael Sampson	Petersburg PORTA High Sch	22:53	7:38
428.	337	Erika Morges	nazareth academy	22:53	7:38
429.		Maggie Miller	Hononegah High School	22:55	7:39
430.	338	Jourdyn Senyard	Lincoln-Way West High Sch	22:56	7:39
431.	339	Jeanette Velasco	Plainfield South High Sch	22:57	7:39
432.		Alexis Schultz	Lincoln-Way West High Sch	22:58	7:40
433.	340	Miriam Schildwachtes	Petersburg PORTA High Sch	23:00	7:40
434.	341	Laura Mejia	Grant	23:02	7:41
435.		Sara Bane	limestone	23:09	7:43
436.	342	Maddy Yager	Quincy	23:10	7:44
437.		Frida Ramirez	Bolingbrook High School	23:12	7:44

438.	343	Hope Scaff	Deer Creek Mackinaw High	23:15	7:45
439.	344	Michelle Accettura	Elmwood Park High School	23:19	7:47
440.	345	Lindsey Zasadazinski	nazareth academy	23:22	7:48
441.		Cortney McInerney	Amos Alonzo Stagg	23:23	7:48
442.		Courtney Boyer	St. Thomas More	23:23	7:48
443.	346	Sarah Guzior	Grant	23:25	7:49
444.	347	Mary Claire McKenna	nazareth academy	23:29	7:50
445.		Molly Alberts	nazareth academy	23:33	7:51
446.		Marisa Franson	Lakes Community High Scho	23:43	7:55
447.	348	Hannah Cassiday	Grant	23:47	7:56
448.	349	Kyra Schmidt	Grant	23:48	7:56
449.		Emily Malone	Springfield High School	23:49	7:57
450.		Lauren Wajda	nazareth academy	23:51	7:57
451.	350	Rachel Mandes	Alan B. Shepard H.S.	23:52	7:58
452.		Nicole Nussel	St. Thomas More	23:56	7:59
453.		Taylor Van Daff	nazareth academy	23:57	7:59
454.		Elizabeth Wiatrolick	Sacred Heart Griffin	24:01	8:01
455.		Izzy Reyes	Lincoln-Way West High Sch	24:03	8:01
456.	351	Chloe Anderson	Deer Creek Mackinaw High	24:03	8:01
457.		Tashlyn Hall	Springfield Southeast	24:04	8:02
458.		Maria Mosely	Sacred Heart Griffin	24:09	8:03
459.	352	Paige Prost	Quincy	24:09	8:03
460.	353	Taylor Woods	Normal West	24:16	8:06
461.		Yakira Washington	Springfield Southeast	24:17	8:06
462.	354	Leslie Hamilton	Plainfield South High Sch	24:20	8:07
463.		Devan Burris	Petersburg PORTA High Sch	24:21	8:07
464.	355	Ashley Doellman	Quincy	24:24	8:08
465.	356	MacKenzie McClure	Deer Creek Mackinaw High	24:25	8:09
466.	357	Morgan Rich	Deer Creek Mackinaw High	24:31	8:11
467.	358	Katie Schmig	Joliet Catholic Academy	24:34	8:12
468.	359	Michele Hill	St. Joseph-Ogden High Sch	24:47	8:16
469.	360	Emily Peacock	Normal West	25:17	8:26
470.		Gina Maggio	St. Thomas More	25:24	8:28
471.	361	Shelby Andrews	Normal West	25:40	8:34
472.	362	Alexus Marrivallas	Alan B. Shepard H.S.	25:55	8:39
473.		Mercedes Porter	Rantoul Township High Sch	26:01	8:41
474.		Emily Churchill	Petersburg PORTA High Sch	26:11	8:44
475.	363	McKenzie Woods	Quincy	26:40	8:54
476.		Hannah Evers	Peoria Notre Dame	27:01	9:01
477.		Noelle Terrault	Grant	27:09	9:03
478.	364	Brooke Wiewel	Liberty High School	28:25	9:29
479.		Dru Schmidgall	Deer Creek Mackinaw High	28:50	9:37
480.		Taylor Smith	Quincy	29:13	9:45
481.	365	Alexis Kwaben	Joliet Catholic Academy	29:56	9:59
482.		Allison Kelley	Rantoul Township High Sch	29:59	10:00
483.		Katherine Bohoruez	Quincy	31:45	10:35

RICHARD SPRING MEMORIAL

CROSS COUNTRY INVITATIONAL

Detweiller Park, Peoria, IL September 15, 2012

Girls Fr/So Team Results 9:00AM

Place	Score	SCHOOL	(Total, Average, Pack Times)
1.	61	Palatine	(1:35:55, 19:10.95, 0:52)
	3	11	12
		15	20
		(21)	(28)
		Yosif, Quiroga, Ocock, Balog, O'Brien, Beach, Silvera	
2.	79	Lyons Township High Schoo	(1:36:41, 19:20.10, 1:06)
	5	10	13
		18	33
		(70)	
		Lundgren, Jaramillo, Kafkes, Dutler, Bernstein, Flaherty	
3.	97	Normal University	(1:36:03, 19:12.55, 1:59)
	2	4	6
		17	68
		(141) (152)	
		Supan, Lafayette, Hulett, Landess, Frank, Donnan, Ayers	
4.	166	O'Fallon Township High Sc	(1:39:33, 19:54.47, 0:37)

- 23 31 34 38 40 (42) (56)
Russel, Nabb, Buch, Duffy, Gorom, Tidwell, Porath
5. 201 York Community High Schoo (1:40:43, 20:08.54, 0:17)
35 37 39 43 47 (48) (59)
Krammer, Fabry, Hagstrom, Sanchez, Kilgast, Rossiano, Meyer
6. 211 Springfield High School (1:39:47, 19:57.38, 2:24)
8 19 29 53 102 (178) (215)
Gullo, Nelson, Motor, Goff, Cole, Goriszewski, Canum
7. 218 Peoria Notre Dame (1:38:50, 19:45.89, 3:15)
1 9 26 82 100 (164)
Gilbert, Slomba, Ricca, Kerns, Baumgartel, Schwegel
8. 230 Normal West (1:40:23, 20:04.54, 1:22)
16 25 46 67 76 (129) (133)
Gordon, Piller, Gallagher, Fillipponi-Holstein, Yoder,
Boumgardner, Kozak
9. 246 nazareth academy (1:41:19, 20:15.76, 0:54)
27 45 49 51 74 (108) (157)
Levato, Eddins, Renehan, Beedie, Cavanaugh, Harrington,
Fritzsche
10. 265 Lincoln-Way East (1:41:33, 20:18.53, 1:08)
30 36 50 64 85 (105) (122)
Dertz, Couwenhoven, Couwenhoven, Wallace, Jankowski, Juracka,
Matheu
11. 292 Glenbard West (1:41:47, 20:21.31, 1:41)
24 32 66 69 101 (115) (148)
Dorsey, Shaver, Kochert, Burt, Hajny, Arduino, Crowe
12. 365 Pleasant Valley High Scho (1:43:24, 20:40.78, 0:59)
52 58 71 77 107 (110) (113)
Brown, Lohman, Flinn, Schmill, Morrison, Denny, German
13. 399 St. Charles East (1:44:14, 20:50.69, 0:56)
44 73 88 96 98 (109) (124)
Vicha, Gier, Klose, Kelly, Fillipi, Grondin, Grondin
14. 399 Plainfield South High Sch (1:43:46, 20:45.14, 2:13)
14 80 84 104 117 (162) (169)
Velasco, Lodi, Govern, Grigg, Macias, Santillo, Lagerwall
15. 459 Carl Sandburg High School (1:45:17, 21:03.38, 1:17)
54 57 103 119 126 (128) (132)
Johnson, Strolia, Funk, Nelligan, Stavropoulos, Barra, Sheehan
16. 473 Neuqua Valley (1:45:31, 21:06.10, 1:34)
41 55 116 130 131 (142) (147)
Contreras, Sparbanie, Stout, Carter, Kolzow, Reynolds, Guirini
17. 491 Sacred Heart Griffin (1:45:43, 21:08.40, 1:15)
61 72 106 118 134 (159) (177)
Koehler, Faloon, Nelson, Compton, Powell, Moorehead, Miller
18. 523 Marist HS - Chicago (1:46:16, 21:15.05, 1:34)
63 79 86 146 149 (150) (151)
Mc Dermott, Damiani, Ryan, Lawler, Reilly, Fahey, Egan
19. 551 Mahomet-Seymour (1:46:35, 21:18.81, 3:52)
7 97 136 143 168
Holderfield, Kreps, Mehta, Fried, Moxley

20. 618 Bolingbrook High School (1:48:49, 21:45.75, 1:50)
90 92 99 161 176 (193)
Izaquirre, Mercado, Selep, Roche, Juarez, Velazquez
21. 650 limestone (1:52:10, 22:25.92, 5:17)
60 81 94 197 218 (229)
Thomson, Page, Rice, Leuallen, Jump, Roth
22. 653 Batavia High School (1:50:25, 22:04.94, 3:45)
65 83 114 187 204 (205) (207)
Gao, McFarland, Spillane, Miles, Irvine, Weber, Niedzwiedz
23. 657 Oswego High School (1:48:52, 21:46.39, 1:53)
78 137 139 140 163 (174) (192)
Beck, Vicik, Anhalt, Radecki, Pelikan, McLaughlin, Cain
24. 669 Dixon (1:49:40, 21:55.96, 2:08)
87 91 153 158 180
Kitzman, Wilson, Blanchette, Dregenberg, Odenthal
25. 678 West Chicago (1:51:14, 22:14.80, 4:43)
62 95 154 155 212 (222)
Franch, Carrillo, McCarthy, Parat, Weiss, Walas
26. 744 Normal Community High Sch (1:51:07, 22:13.23, 1:37)
123 127 135 173 186 (190) (199)
Lanier, Miller, Girard, Gourley, Schuster, Robles, Whiteside
27. 752 Belvidere North High Scho (1:52:03, 22:24.53, 2:34)
111 112 160 171 198 (206) (210)
Degner, Turner, Reuff, Vasquez, Teagardin, Casis, Teagardin
28. 755 Lincoln-Way West High Sch (1:55:42, 23:08.37, 6:38)
22 144 156 214 219 (225)
Hanson, MacIca, Houda, Rojas, Andrade, Urbanczyk
29. 771 Schaumburg (1:52:26, 22:29.18, 3:02)
75 165 167 170 194 (216)
Pena, Nava, Alberth, Godana, Baldwin, Packard
30. 781 Chatham-Glenwood (1:52:09, 22:25.61, 1:39)
120 138 166 172 185 (209)
Justison, Stassi, Nallamothu, Wendel, Valencia, Steiner
31. 861 St. Joseph-Ogden High Sch (1:55:41, 23:08.11, 3:07)
89 184 189 196 203
Melchior, Paap, Brooks, Orcutt, Kurtz
32. 913 Harlem (2:02:05, 24:24.80, 7:02)
121 145 202 217 228
Huwe, Golden, Ellis, Hartman, Mueller
33. 917 Hononegah High School (2:01:33, 24:18.52, 5:29)
93 175 208 220 221 (223) (233)
Pina, Humy, Umenhofer, Whitaker, Adams, Benoit, Belknap
34. 957 Alan B. Shepard H.S. (1:58:12, 23:38.27, 1:06)
179 182 195 200 201 (226)
Contreras, Schuldt, Campione, Pierce, Carter, Porter
35. 961 Riverside Brookfield High (2:06:33, 25:18.57, 7:57)
125 188 191 227 230 (232)
Larson, Gaberik, Labelle, Paisker, Perry, Lams
36. 1012 Joliet Catholic Academy (2:04:36, 24:55.12, 4:39)
181 183 211 213 224 (231)

RICHARD SPRING MEMORIAL

CROSS COUNTRY INVITATIONAL

Detweiller Park, Peoria, IL September 15, 2012

Girls Fresh/Soph 9:00 AM

Place	Team Plc	Name	School	Time	Pace
====	=====	=====	=====	=====	=====
Place	TmPl	FIRST	SCHOOL	RACE1	Pace
====	=====	=====	=====	=====	=====
1.	1	Maryjeanne Gilbert	Peoria Notre Dame	18:01	6:01
2.	2	Shannan Supan	Normal University	18:36	6:12
3.	3	Sabina Yosif	Palatine	18:41	6:14
4.	4	Ashley Lafayette	Normal University	18:46	6:16
5.	5	Claudia Lundgren	Lyons Township High Schoo	18:49	6:17
6.	6	Christy Hulett	Normal University	18:49	6:17
7.	7	Lauren Holderfield	Mahomet-Seymour	18:53	6:18
8.	8	Sophia Gullo	Springfield High School	18:53	6:18
9.	9	Kristin Slomba	Peoria Notre Dame	18:58	6:20
10.	10	Natalie Jaramillo	Lyons Township High Schoo	19:11	6:24
11.	11	Ana Maria Quiroga	Palatine	19:12	6:24
12.	12	Kelly Ocock	Palatine	19:13	6:25
13.	13	Diana Kafkes	Lyons Township High Schoo	19:18	6:26
14.	14	Jennifer Velasco	Plainfield South High Sch	19:18	6:26
15.	15	Morgan Balog	Palatine	19:19	6:27
16.	16	Andrea Gordon	Normal West	19:19	6:27
17.	17	Madigan Landess	Normal University	19:21	6:27
18.		Kristie Houghton	Lake Zurich High School	19:22	6:28
19.	18	Hannah Dutler	Lyons Township High Schoo	19:31	6:31
20.	19	Mads Nelson	Springfield High School	19:31	6:31
21.	20	Kelly O'Brien	Palatine	19:33	6:31
22.	21	Megan Beach	Palatine	19:34	6:32
23.	22	Hailey Hanson	Lincoln-Way West High Sch	19:34	6:32
24.	23	Rachel Russel	O'Fallon Township High Sc	19:35	6:32
25.	24	Kate Dorsey	Glenbard West	19:35	6:32
26.	25	Sara Piller	Normal West	19:36	6:32
27.	26	Abby Ricca	Peoria Notre Dame	19:45	6:35
28.	27	Giana Levato	nazareth academy	19:46	6:36
29.	28	Bridget Silvera	Palatine	19:46	6:36
30.	29	Natalie Motor	Springfield High School	19:47	6:36
31.	30	Kristy Dertz	Lincoln-Way East	19:47	6:36
32.		Kara Burton	Palatine	19:47	6:36
33.	31	Hannah Nabb	O'Fallon Township High Sc	19:48	6:36
34.	32	Abigail Shaver	Glenbard West	19:51	6:37
35.	33	Madeline Bernstein	Lyons Township High Schoo	19:55	6:39
36.	34	Angela Buch	O'Fallon Township High Sc	19:57	6:39
37.	35	Nicole Krammer	York Community High Schoo	20:01	6:41
38.	36	Abby Couwenhoven	Lincoln-Way East	20:01	6:41
39.		Laura McNair	Lake Zurich High School	20:02	6:41
40.	37	Maddy Fabry	York Community High Schoo	20:04	6:42
41.	38	Sarah Duffy	O'Fallon Township High Sc	20:04	6:42
42.		Olivia Ryan	Maine South	20:05	6:42
43.		Bailey Bauer	Stanford Olympia	20:06	6:42
44.		Rebecca Duran	Palatine	20:08	6:43
45.	39	Elizabeth Hagstrom	York Community High Schoo	20:08	6:43
46.		Maci Schaub	Downers Grove North	20:09	6:43
47.	40	Elaine Gorom	O'Fallon Township High Sc	20:11	6:44
48.		Jenna Murphy	Downers Grove North	20:11	6:44
49.	41	Alexandra Contreras	Neuqua Valley	20:11	6:44
50.		Caitlin Shepard	Lake Zurich High School	20:12	6:44
51.	42	Sam Tidwell	O'Fallon Township High Sc	20:12	6:44
52.	43	Kenia Sanchez	York Community High Schoo	20:14	6:45
53.	44	Riley Vicha	St. Charles East	20:15	6:45
54.	45	Emily Eddins	nazareth academy	20:16	6:46
55.	46	MacKenzie Gallagher	Normal West	20:16	6:46

56.	47	Sophia Kilgast	York Community High Schoo	20:18	6:46
57.	48	Hayley Rossiano	York Community High Schoo	20:18	6:46
58.	49	Kelly Renehan	nazareth academy	20:19	6:47
59.	50	Erin Couwenhoven	Lincoln-Way East	20:20	6:47
60.	51	Emily Beedie	nazareth academy	20:21	6:47
61.	52	Alyssa Brown	Pleasant Valley High Scho	20:22	6:48
62.	53	Aly Goff	Springfield High School	20:23	6:48
63.	54	Samantha Johnson	Carl Sandburg High School	20:23	6:48
64.	55	Taylor Sparbanie	Neuqua Valley	20:24	6:48
65.		Kelly Kompanowski	Saint Viator High School	20:24	6:48
66.	56	Elissa Porath	O'Fallon Township High Sc	20:25	6:49
67.		Lauren Grismer	O'Fallon Township High Sc	20:26	6:49
68.	57	Francesca Strolia	Carl Sandburg High School	20:26	6:49
69.	58	Julie Lohman	Pleasant Valley High Scho	20:26	6:49
70.		Claire Prendergast	Maine South	20:28	6:50
71.	59	Ally Meyer	York Community High Schoo	20:30	6:50
72.		Meghan Thomson	limestone	20:30	6:50
73.	60	Miranda Koehler	Sacred Heart Griffin	20:31	6:51
74.	61	Michelle Franch	West Chicago	20:31	6:51
75.	62	Bridget Mc Dermott	Marist HS - Chicago	20:32	6:51
76.	63	Kyndall Wallace	Lincoln-Way East	20:32	6:51
77.	64	Alyssa Gao	Batavia High School	20:32	6:51
78.	65	Julia Kochert	Glenbard West	20:33	6:51
79.	66	Bailey Fillipponi-Holstein	Normal West	20:33	6:51
80.	67	Cassie Frank	Normal University	20:34	6:52
81.	68	Maddy Burt	Glenbard West	20:35	6:52
82.	69	Vanessa Flaherty	Lyons Township High Schoo	20:36	6:52
83.	70	Maddie Flinn	Pleasant Valley High Scho	20:37	6:53
84.	71	Erin Faloon	Sacred Heart Griffin	20:38	6:53
85.	72	Emily Gier	St. Charles East	20:38	6:53
86.	73	Colleen Cavanaugh	nazareth academy	20:39	6:53
87.		Rachael Atristain	York Community High Schoo	20:39	6:53
88.	74	Celeste Pena	Schaumburg	20:40	6:54
89.	75	Katelyn Yoder	Normal West	20:40	6:54
90.	76	Kayla Schmell	Pleasant Valley High Scho	20:41	6:54
91.		Brenna Witzel	O'Fallon Township High Sc	20:42	6:54
92.	77	Emma Beck	Oswego High School	20:42	6:54
93.	78	Leah Damiani	Marist HS - Chicago	20:43	6:55
94.		Jo Marino	Lake Park High School	20:47	6:56
95.	79	Marianna Lodi	Plainfield South High Sch	20:48	6:56
96.		Bernie Belcher	York Community High Schoo	20:49	6:57
97.	80	Rebecca Kerns	Peoria Notre Dame	20:52	6:58
98.		Jackie Depkon	Maine South	20:54	6:58
99.	81	Mary McFarland	Batavia High School	20:55	6:59
100.	82	Michele Govern	Plainfield South High Sch	20:55	6:59
101.	83	Elise Jankowski	Lincoln-Way East	20:55	6:59
102.	84	Rachel Ryan	Marist HS - Chicago	20:57	6:59
103.	85	Sydney Kitzman	Dixon	20:59	7:00
104.	86	Nicole Klose	St. Charles East	21:02	7:01
105.	87	Emma Melchior	St. Joseph-Ogden High Sch	21:03	7:01
106.		Kirsten Grismer	O'Fallon Township High Sc	21:03	7:01
107.	88	Yulissa Izaquirre	Bolingbrook High School	21:05	7:02
108.	89	Kylie Wilson	Dixon	21:05	7:02
109.	90	Andrea Mercado	Bolingbrook High School	21:06	7:02
110.	91	Olivia Pina	Hononegah High School	21:06	7:02
111.	92	Sofia Carrillo	West Chicago	21:08	7:03
112.	93	Rebecca Kelly	St. Charles East	21:10	7:04
113.	94	Devon Kreps	Mahomet-Seymour	21:10	7:04
114.	95	Natalie Fillipi	St. Charles East	21:11	7:04
115.	96	Morgan Selep	Bolingbrook High School	21:14	7:05
116.		Maxine Adams	York Community High Schoo	21:15	7:05
117.	97	Andrea Baumgartel	Peoria Notre Dame	21:15	7:05
118.	98	Jessica Hajny	Glenbard West	21:16	7:06
119.	99	Jillian Cole	Springfield High School	21:16	7:06
120.	100	Hannah Funk	Carl Sandburg High School	21:16	7:06
121.	101	Abby Grigg	Plainfield South High Sch	21:16	7:06

122.	102	Claire Juracka	Lincoln-Way East	21:17	7:06
123.	103	Zoe Nelson	Sacred Heart Griffin	21:18	7:06
124.	104	Maddie Morrison	Pleasant Valley High Scho	21:21	7:07
125.	105	Maggie Harrington	nazareth academy	21:22	7:08
126.	106	Rachel Grondin	St. Charles East	21:22	7:08
127.	107	Allison Denny	Pleasant Valley High Scho	21:22	7:08
128.	108	Rose Degner	Belvidere North High Scho	21:25	7:09
129.	109	Mikayla Turner	Belvidere North High Scho	21:26	7:09
130.	110	Regan German	Pleasant Valley High Scho	21:26	7:09
131.		Josselin Juras	Lake Zurich High School	21:27	7:09
132.	111	Trisha Spillane	Batavia High School	21:27	7:09
133.	112	Hannah Arduino	Glenbard West	21:30	7:10
134.	113	Kaitlyn Stout	Neuqua Valley	21:30	7:10
135.	114	Jozie Macias	Plainfield South High Sch	21:31	7:11
136.	115	Sydney Compton	Sacred Heart Griffin	21:33	7:11
137.	116	Kara Nelligan	Carl Sandburg High School	21:34	7:12
138.	117	Taylor Justison	Chatham-Glenwood	21:35	7:12
139.	118	Rachel Huwe	Harlem	21:35	7:12
140.	119	Casey Matheu	Lincoln-Way East	21:35	7:12
141.	120	Alexis Lanier	Normal Community High Sch	21:38	7:13
142.	121	Nicole Grondin	St. Charles East	21:38	7:13
143.	122	Fiona Larson	Riverside Brookfield High	21:39	7:13
144.	123	Victoria Stavropoulos	Carl Sandburg High School	21:40	7:14
145.	124	Cassie Miller	Normal Community High Sch	21:40	7:14
146.	125	Peggy Barra	Carl Sandburg High School	21:41	7:14
147.	126	Michaela Boumgardner	Normal West	21:43	7:15
148.	127	Natalie Carter	Neuqua Valley	21:43	7:15
149.	128	Jessy Kolzow	Neuqua Valley	21:44	7:15
150.	129	Kaelyn Sheehan	Carl Sandburg High School	21:45	7:15
151.	130	Shayla Kozak	Normal West	21:45	7:15
152.		Maggie Smith	Normal West	21:45	7:15
153.	131	Emma Powell	Sacred Heart Griffin	21:45	7:15
154.		Katerina Dague	Grant	21:47	7:16
155.	132	Violette Girard	Normal Community High Sch	21:48	7:16
156.	133	Twinkle Mehta	Mahomet-Seymour	21:50	7:17
157.	134	Kyley Vicik	Oswego High School	21:52	7:18
158.	135	Paige Stassi	Chatham-Glenwood	21:53	7:18
159.	136	Taylor Anhalt	Oswego High School	21:54	7:18
160.	137	Anna Radecki	Oswego High School	21:54	7:18
161.	138	Megan Donnan	Normal University	21:55	7:19
162.		Judy Nunez	Amos Alonzo Stagg	21:58	7:20
163.	139	Madeline Reynolds	Neuqua Valley	21:58	7:20
164.	140	Ella Fried	Mahomet-Seymour	21:59	7:20
165.	141	Autumn MacIca	Lincoln-Way West High Sch	22:00	7:20
166.	142	Kiley Golden	Harlem	22:00	7:20
167.		Emily Karl	Lincoln-Way East	22:01	7:21
168.	143	Bridget Lawler	Marist HS - Chicago	22:01	7:21
169.	144	Lauren Guirini	Neuqua Valley	22:01	7:21
170.	145	Lauren Crowe	Glenbard West	22:02	7:21
171.		Mary Nevins	Glenbard West	22:02	7:21
172.		Valerie Feld	Pleasant Valley High Scho	22:03	7:21
173.		Cassidy Binder	Grant	22:03	7:21
174.		Maggie Burke	Pleasant Valley High Scho	22:04	7:22
175.	146	Hannah Reilly	Marist HS - Chicago	22:05	7:22
176.	147	Molly Fahey	Marist HS - Chicago	22:06	7:22
177.	148	Paige Egan	Marist HS - Chicago	22:08	7:23
178.		Nadia Kacmar	St. Charles East	22:08	7:23
179.	149	Sophia Ayers	Normal University	22:08	7:23
180.		Shannon O'Loughlin	Marist HS - Chicago	22:09	7:23
181.	150	Brittany Blanchette	Dixon	22:09	7:23
182.	151	Emma McCarthy	West Chicago	22:09	7:23
183.		Kara Henry	Normal University	22:11	7:24
184.	152	Shelly Parat	West Chicago	22:15	7:25
185.		Layla Hasan	Neuqua Valley	22:18	7:26
186.		Maggie Plis	Lincoln-Way East	22:19	7:27
187.	153	Bethany Houda	Lincoln-Way West High Sch	22:20	7:27

188.	Jennifer Lies	Neuqua Valley	22:21	7:27
189.	154 Brenna Fritzsche	nazareth academy	22:21	7:27
190.	Megan Sullivan	Carl Sandburg High School	22:22	7:28
191.	Bailey Larsen	Normal University	22:22	7:28
192.	155 Shana Dregenberg	Dixon	22:23	7:28
193.	156 Elyse Moorehead	Sacred Heart Griffin	22:26	7:29
194.	157 Molly Reuff	Belvidere North High Scho	22:30	7:30
195.	158 Rosemary Roche	Bolingbrook High School	22:32	7:31
196.	159 Nicole Santillo	Plainfield South High Sch	22:33	7:31
197.	160 Isabele Pelikan	Oswego High School	22:34	7:32
198.	Annie Mokate	Carl Sandburg High School	22:37	7:33
199.	161 Ellie Schwegel	Peoria Notre Dame	22:38	7:33
200.	162 Melissa Nava	Schaumburg	22:39	7:33
201.	Alexa Ferenzi	Marist HS - Chicago	22:40	7:34
202.	163 Thara Nallamothu	Chatham-Glenwood	22:41	7:34
203.	164 Amanda Alberth	Schaumburg	22:42	7:34
204.	165 Blayne Moxley	Mahomet-Seymour	22:45	7:35
205.	166 Allie Lagerwall	Plainfield South High Sch	22:46	7:36
206.	167 Dureti Godana	Schaumburg	22:46	7:36
207.	168 Stephanie Vasquez	Belvidere North High Scho	22:47	7:36
208.	169 Emily Wendel	Chatham-Glenwood	22:47	7:36
209.	170 Alyssa Gourley	Normal Community High Sch	22:48	7:36
210.	Caroline Wysocki	Amos Alonzo Stagg	22:49	7:37
211.	171 Allyson McLaughlin	Oswego High School	22:51	7:37
212.	Katie Cooley	Saint Viator High School	22:52	7:38
213.	172 Hannah Humy	Hononegah High School	22:54	7:38
214.	173 Diana Juarez	Bolingbrook High School	22:54	7:38
215.	174 Marissa Miller	Sacred Heart Griffin	22:59	7:40
216.	175 Catie Goriszewski	Springfield High School	23:01	7:41
217.	176 Micaela Contreras	Alan B. Shepard H.S.	23:02	7:41
218.	Bobbi Malmgren	Pleasant Valley High Scho	23:04	7:42
219.	177 Sam Odenthal	Dixon	23:07	7:43
220.	Bella Zorilla	Glenbard West	23:09	7:43
221.	178 Kristin Johnson	Joliet Catholic Academy	23:10	7:44
222.	179 Allison Schuldt	Alan B. Shepard H.S.	23:10	7:44
223.	180 Natalie Nemanich	Joliet Catholic Academy	23:12	7:44
224.	Kaleigh Bauer	Grant	23:13	7:45
225.	Francesca Zeno	nazareth academy	23:13	7:45
226.	181 Elizabeth Paap	St. Joseph-Ogden High Sch	23:13	7:45
227.	182 Isis Valencia	Chatham-Glenwood	23:14	7:45
228.	183 Emily Schuster	Normal Community High Sch	23:15	7:45
229.	Katie Phelps	Normal West	23:15	7:45
230.	184 Anna Miles	Batavia High School	23:16	7:46
231.	Chelsea Hernandez	Plainfield South High Sch	23:17	7:46
232.	185 Valerie Gaberik	Riverside Brookfield High	23:17	7:46
233.	Jillian Souza	Grant	23:18	7:46
234.	186 Donna Brooks	St. Joseph-Ogden High Sch	23:29	7:50
235.	187 Gabby Robles	Normal Community High Sch	23:30	7:50
236.	188 Jackie Labelle	Riverside Brookfield High	23:33	7:51
237.	189 Abby Cain	Oswego High School	23:35	7:52
238.	Victoria Delrio	Oswego High School	23:35	7:52
239.	190 Victoria Velazquez	Bolingbrook High School	23:35	7:52
240.	Peggy Masterson	nazareth academy	23:40	7:54
241.	Lauren Tomko	Plainfield South High Sch	23:41	7:54
242.	191 Emilee Baldwin	Schaumburg	23:42	7:54
243.	Wiktorja Dygon	nazareth academy	23:46	7:56
244.	192 Sara Campione	Alan B. Shepard H.S.	23:46	7:56
245.	Angelika Szczerba	Amos Alonzo Stagg	23:47	7:56
246.	193 Kambry Orcutt	St. Joseph-Ogden High Sch	23:48	7:56
247.	Magan Detlefsen	Carl Sandburg High School	23:54	7:58
248.	Haley Leuallen	limestone	23:56	7:59
249.	194 Emily Teagardin	Belvidere North High Scho	23:58	8:00
250.	195 Raegan Whiteside	Normal Community High Sch	24:00	8:00
251.	196 Amber Pierce	Alan B. Shepard H.S.	24:07	8:03
252.	197 Milan Carter	Alan B. Shepard H.S.	24:07	8:03
253.	198 Elizajayne Ellis	Harlem	24:09	8:03

254.	199	Katie Kurtz	St. Joseph-Ogden High Sch	24:09	8:03
255.	200	Nicole Irvine	Batavia High School	24:17	8:06
256.	201	Katie Weber	Batavia High School	24:18	8:06
257.		Kyleakin Helm	Normal Community High Sch	24:23	8:08
258.	202	Jada Casis	Belvidere North High Scho	24:33	8:11
259.		Claire Filippelli	Glenbard West	24:38	8:13
260.	203	Haley Niedzwiedz	Batavia High School	24:39	8:13
261.	204	Stephanie Umenhofer	Hononegah High School	24:40	8:14
262.		Gretchen Vallender	Normal Community High Sch	24:42	8:14
263.		Haley Pluto	Batavia High School	24:45	8:15
264.		Lauren Mecum	Normal Community High Sch	24:48	8:16
265.	205	Morgan Steiner	Chatham-Glenwood	24:49	8:17
266.	206	Sarah Teagardin	Belvidere North High Scho	24:56	8:19
267.	207	Ally Weis	Joliet Catholic Academy	25:02	8:21
268.		Claire Conlon	Sacred Heart Griffin	25:10	8:24
269.	208	Sydney Weiss	West Chicago	25:13	8:25
270.	209	Megan Hines	Joliet Catholic Academy	25:25	8:29
271.	210	Elianna Rojas	Lincoln-Way West High Sch	25:38	8:33
272.	211	Elisabeth Canum	Springfield High School	25:40	8:34
273.	212	Sarah Packard	Schaumburg	25:44	8:35
274.	213	Payton Hartman	Harlem	25:45	8:35
275.		Salena Jump	limestone	25:47	8:36
276.		Sasha Bachiller	Plainfield South High Sch	26:02	8:41
277.		Quinn Bolliger	St. Thomas More	26:05	8:42
278.	214	Rachel Andrade	Lincoln-Way West High Sch	26:12	8:44
279.	215	Valerie Whitaker	Hononegah High School	26:21	8:47
280.	216	Marissa Adams	Hononegah High School	26:35	8:52
281.	217	Tori Walas	West Chicago	26:40	8:54
282.	218	Grace Benoit	Hononegah High School	26:53	8:58
283.		Jordan Luedke	St. Charles East	26:54	8:58
284.		Alexis Lanier	Springfield High School	26:56	8:59
285.		Adriana Miltko	Amos Alonzo Stagg	27:43	9:15
286.	219	Lauren Laberdiore	Joliet Catholic Academy	27:48	9:16
287.	220	Karina Urbanczyk	Lincoln-Way West High Sch	28:06	9:22
288.	221	Carolyn Porter	Alan B. Shepard H.S.	28:11	9:24
289.	222	Lauren Paiker	Riverside Brookfield High	28:30	9:30
290.	223	Jana Mueller	Harlem	28:37	9:33
291.		Lauren Roth	limestone	28:51	9:37
292.		Caroline Guebelle	St. Thomas More	29:05	9:42
293.		Sophie Atterberry	Petersburg PORTA High Sch	29:27	9:49
294.	224	Jemma Perry	Riverside Brookfield High	29:35	9:52
295.	225	Katie Tenuta	Joliet Catholic Academy	29:59	10:00
296.	226	Ashley Lams	Riverside Brookfield High	31:18	10:26
297.	227	Julia Belknap	Hononegah High School	36:28	12:10

Page 1

RICHARD SPRING MEMORIAL
CROSS COUNTRY INVITATIONAL

Detweiller Park, Peoria, IL September 15, 2012

Boys Varsity Team Results 11:00AM

Place	Score	SCHOOL	(Total, Average, Pack Times)
1.	93	York High School	(1:14:40, 14:55.96, 0:34)
	6	7	8 32 40 (46) (62)
		Mattes, Mimplitz, May, Milling, Plowman, Herrera, Libert	
2.	172	O'Fallon (IL)	(1:15:31, 15:06.19, 1:04)
	2	20	28 56 66 (82) (187)
		Perrier, Riba, Gordon, Chorma, Koester, Wesslund, Marquez	
3.	184	Belvidere North	(1:15:11, 15:02.15, 1:25)
	1	3	18 51 111 (123) (149)
		Lee, Yunk, Menard, Yunk, Hill, Laseman, Howe	
4.	215	Palatine High School	(1:16:23, 15:16.46, 0:34)
	23	24	41 55 72 (91) (132)

Zambrano, Brown, Kozakiewicz, Stella, Smith, Bailon, Squeo

5. 289 Plainfield South Cougars (1:17:00, 15:23.81, 1:03)
11 38 44 71 125 (156) (207)
Lathrop, Dyer, Fitzgerald, Tobias, Calvillo, Pasqua, Santillo
6. 293 John Hersey High School (1:17:06, 15:25.17, 0:46)
21 52 57 70 93 (133) (188)
Philipose, Rodriguez, Kearns, O'Neil, Von Der Lippe, Somary,
Dini
7. 299 Barrington High School (1:17:02, 15:24.25, 0:56)
19 47 50 65 118 (119) (131)
Burgoon, Rappleye, Frank, Eiring, Monahan, Herb, Perkins
8. 302 Downers Grove North High (1:17:12, 15:26.29, 0:50)
13 53 68 81 87 (143) (200)
Smith, Spilky, Eaton, Craven, Clevenger, Zemel, Mathy
9. 319 Carl Sandburg High School (1:17:14, 15:26.76, 0:58)
9 49 61 96 104 (147) (153)
McMahon, Letz, Hogan, O'Callaghan, Prajka, Becker, Siezckowski
10. 355 Lake Park High School (1:17:37, 15:31.34, 0:50)
33 36 54 98 134 (138) (178)
Morales, Dade, Lozano, Strachan, Tomaka, Peck, Birkley
11. 356 Lake Zurich High School (1:17:41, 15:32.11, 0:50)
25 59 79 80 113 (130) (136)
Milner, Kuehr, Llanos, Riano, Ripoli, Ramirez, Klett
12. 361 Maine Township South HS (1:17:42, 15:32.28, 0:57)
31 42 45 89 154 (191) (213)
Carpenter, Dolan, Vaccaro, Taylor, Armstrong, Tobin, Steinfels
13. 385 Mahomet-Seymour High Scho (1:17:56, 15:35.05, 0:51)
35 37 74 94 145 (179) (209)
Smoes, Schaap, Russell, Keeble, Powell, Hanlon, Williams
14. 418 Wheaton North (1:18:10, 15:37.93, 0:47)
27 77 99 101 114 (181) (223)
Steen, Emmanuel, Didier, Ewoldt, Ryan, Noyes, Stopka
15. 426 Deerfield HS (1:18:07, 15:37.29, 1:01)
30 39 64 124 169 (183) (241)
Gold, Farhi, Abosch, Nash, Rosenberg, Kramer, Rich
16. 462 Pleasant Valley High Scho (1:18:13, 15:38.57, 1:26)
5 76 112 117 152 (192) (248)
Drake, Zimmer, Stelk, Dixon, McElhiney, Klauer, Lafever
17. 503 Normal University (1:18:49, 15:45.76, 0:55)
43 85 100 102 173 (203) (210)
Hoskins, Ward, Bruno, Lafayette, Houska, Clay, Porter
18. 510 Dixon (1:18:32, 15:42.32, 1:26)
10 67 121 122 190 (206) (282)
Thorpe, Mitchell, Sondgeroth, Trevino, Humell, Grady, Lally
19. 571 Oswego High School (1:18:52, 15:46.29, 1:38)
4 78 139 161 189 (252) (262)
Beck, Johnsrud, Ramsey, Bartell, Couch, Livingston, Meyer
20. 577 Springfield High School (1:19:30, 15:53.81, 0:51)
86 88 90 92 221 (267) (277)
Owens, Hoffman, Fitzgibbon, Gough, Butler, Rasmussen, Ressel

21. 583 Bartlett (1:19:16, 15:51.07, 1:01)
48 73 105 163 194 (270) (272)
Rachford, Peters, Cotton, Peters, Sullivan, Hernandez,
Zilinsky
22. 586 Oak Park & River Forest H (1:19:30, 15:53.81, 0:08)
107 109 115 127 128 (205) (235)
Howell, Sheehan, Waheed, Demaree, Hodes, Darnall, Parrish
23. 586 Stevenson High School (1:19:22, 15:52.22, 0:55)
34 110 141 146 155 (208) (217)
Wood, Oh, Russell, Gardiner, Stout, Mazursky, Rice
24. 632 Plainfield East High Scho (1:19:21, 15:52.02, 1:42)
12 58 120 216 226 (354) (364)
Suarez, Hughes, Runnion, Jordan, Warke, Heatherly, Kiska
25. 685 Wheaton Warrenville south (1:19:45, 15:56.84, 1:33)
14 129 151 180 211 (233) (247)
McKenna, Worley, Smith, Santana, Martz, Arnold, Peterson
26. 732 Loyola Academy (1:20:24, 16:04.68, 0:27)
95 148 159 160 170 (182) (201)
Grier, Brombach, Randolph, Kelly, Kelly, Ball, Swenson
27. 735 Berwyn/Cicero Morton (1:20:18, 16:03.46, 0:45)
63 157 164 175 176 (231) (323)
Hernandez, Loris, Paplaczyk, Serrato, Zavala, Loris, Salgado
28. 752 St. Thomas More (1:20:32, 16:06.30, 2:13)
26 103 150 185 288 (327) (351)
Hess, Helfrich, Kelley, Remington, Pennacchi, Horn, Bolger
29. 788 Shepard (1:20:46, 16:09.18, 1:12)
75 116 162 186 249 (253) (258)
Maier, Hernandez, Braasch, Cabel, Cook, Evancich, Heidinger
30. 799 schauburg high school (1:20:48, 16:09.59, 2:09)
17 84 158 265 275 (276) (303)
Prizy, Barajas, Rauch, Piller, Shah, Tibebu, Smith
31. 848 St. Charles East Boys (1:21:09, 16:13.72, 0:38)
135 144 165 172 232 (257) (278)
Rowland, Muckian, Werner, Iwanski, Phillips, Meyer, Hauptmann
32. 876 Sacred Heart Griffin (1:21:09, 16:13.78, 0:33)
106 171 198 199 202 (218) (227)
Bluhm, Bluhm, O'Shea, McClain, Zanger, Wellman, Rogers
33. 901 Grant (1:21:30, 16:17.96, 0:48)
137 167 168 174 255 (379) (384)
Audrain, Peters-Clarke, Romig, Costilla, Brundidge, Brandt,
Diana
34. 922 Marist High School (1:21:46, 16:21.11, 2:35)
22 142 204 242 312 (314) (345)
Hauser, Haberkorn, Tracy, Haberkorn, McGovern, McCabe,
Delbosque
35. 966 Glenbard North High Schoo (1:22:07, 16:25.29, 1:21)
108 140 215 222 281 (285) (307)
Dixon, Campagna, Emmanuel, Bird, Medina, Panuska, Marshall
36. 986 Peoria Notre Dame (1:21:51, 16:22.14, 0:21)
177 193 195 197 224 (237) (240)

Ehhart, Fortin, Frow, Dvorsky, Schaidle, Tony, Franciscovich

37. 1083 Lincoln-Way West High Sch (1:23:05, 16:36.88, 1:43)
83 219 228 259 294 (334) (361)
Kennedy, Fabian, Jablonski, Stafinski, Hunsaker, Zavala,
Stripeik
38. 1156 St. Joseph-Ogden High Sch (1:23:31, 16:42.07, 1:06)
166 196 244 261 289 (301) (363)
Crozier, Knipfer, Thompsen, Crawford, Anderson, Nigg, Knipfer
39. 1167 Joliet West (1:23:35, 16:42.98, 1:02)
126 250 260 263 268 (269) (273)
Hernandez, Treasure, Prieboy, Youell, O'Connell, Rios, Koerner
40. 1212 Lakes Community High Scho (1:24:54, 16:58.60, 3:03)
29 212 300 315 356 (365) (374)
Prais, Burchard, Groenwald, Lohrmann, Nagelhout, McGill, Hertz
41. 1234 limestone (1:30:17, 18:03.24, 5:46)
15 16 395 402 406 (414)
Thompson, Forbis, Sunderland, Carey, McCaddon, Chrestenson
42. 1251 Wheaton Academy (1:24:22, 16:52.20, 1:11)
184 229 256 280 302 (305) (355)
Moestopo, Van Dyke, Robleski, Smith, Jones, McDonell, Spoelhof
43. 1276 Joliet Central (1:25:24, 17:04.79, 2:34)
69 243 279 333 352 (367) (370)
Lazaro, Hannah, Cimino, Arias, Ortega, Hasselbring, Orozco
44. 1290 Hononegah (1:25:28, 17:05.56, 2:00)
97 236 313 318 326 (332) (336)
Harp, Provost, Graham, Rosplock, Brandt, Rosales, Bjerke
45. 1295 Riverside Brookfield (1:24:46, 16:57.08, 0:47)
214 225 283 286 287 (316) (362)
Faje, Vasquez, Keen, Georgopolous, Purcell, Sprague, Carabez
46. 1308 Pleasant Plains (1:25:59, 17:11.79, 2:46)
60 246 291 353 358
Plunkett, Johnson, Plunkett, Ely, Riddle
47. 1389 Maine West (1:25:52, 17:10.26, 0:50)
239 251 293 298 308 (335) (338)
Budzik, Liston, Picchiotti, Ortiz, Rozo, Pickell, Martin-Ranft
48. 1456 Elmwood Park High School (1:26:40, 17:19.86, 1:27)
230 271 299 309 347 (368) (390)
Wojcik, Lepore, Kieffer, Tillema, Bernal, Amador, Bah
49. 1479 Normal Community High Sch (1:26:58, 17:23.42, 1:33)
220 266 321 324 348 (350) (357)
Kuenneth, Rink, Jones, Escobar, Slein, Glancy, Page
50. 1507 Stagg High School (1:27:18, 17:27.51, 1:07)
245 292 311 322 337 (381) (397)
Gruns, Morales, Piechalak, Shelstrom, Jamrozik, Davey, Kladis
51. 1515 Normal West (1:27:15, 17:26.99, 0:52)
274 284 297 319 341 (360) (377)
Brotherton, Henry, Kemp, Rosa, Murphy, Massy, Crawley
52. 1558 Liberty High School (1:28:08, 17:37.57, 1:47)
234 304 320 331 369 (386) (393)
Genenbacher, Peter, Wolf, Cook, Schreacke, Reichert, Peter

53. 1620 Quincy (1:30:16, 18:03.17, 2:52)
 290 295 296 340 399 (411) (415)
 Duesterhaus, Straube, Robinson, Dureska, Schroeder, Smith,
 Anderson
54. 1634 Northridge Prep (1:29:00, 17:47.91, 1:49)
 254 317 342 343 378 (380)
 Mahoney, Lechuga, Haig, Tobin, Gigante, Estrada
55. 1665 West Chicago HS (1:31:00, 18:11.90, 3:34)
 238 310 346 371 400 (401) (413)
 Linhardt, Rubio, Culllton, Sawicki, Baranowski, Sole,
 Gebhardt
56. 1680 Joliet Catholic Academy (1:29:38, 17:55.55, 1:00)
 306 325 328 349 372 (391) (398)
 Siegfried, Adams, Warning, Salata, Hippman, Warpinski, Rohder
57. 1757 Lanphier (1:30:50, 18:09.93, 0:42)
 329 330 359 366 373 (375) (383)
 Goin, Ellenburg, Poggi, Mason, Stewart, Dudas, Boughter
58. 1832 Deer Creek Mackinaw High (1:34:46, 18:57.11, 3:47)
 264 382 385 394 407 (409)
 Anderson, Brodahl, Valentine, Carnicle, Mathis, Vincent
59. 1884 Petersburg PORTA High Sch (1:33:46, 18:45.05, 1:23)
 339 376 388 389 392 (396) (412)
 Marlow, Marrow, Houchin, Depatis, Dixon, Tucker, Wynn
60. 1943 Nazareth Academy (1:38:21, 19:40.09, 2:35)
 344 387 403 404 405 (408) (410)
 Green, Rubino, Mitchell, Franko, Flanagan, Ashe, Titzer

RICHARD SPRING MEMORIAL

CROSS COUNTRY INVITATIONAL

Detweiller Park, Peoria, IL September 15, 2012

Team	Boys Varsity 11:00AM			
Place	Plc	Name	School	Time Pace
====	====	=====	=====	=====
Place	TmPl	FIRST	SCHOOL	RACE5 Pace
====	====	=====	=====	=====
1.	1	Garrett Lee	Belvidere North	14:27 4:49
2.	2	Patrick Perrier	O'Fallon (IL)	14:28 4:50
3.	3	Tyler Yunk	Belvidere North	14:36 4:52
4.	4	Caleb Beck	Oswego High School	14:42 4:54
5.	5	Caleb Drake	Pleasant Valley High Scho	14:43 4:55
6.	6	Kyle Mattes	York High School	14:44 4:55
7.	7	Alex Mimplitz	York High School	14:44 4:55
8.	8	Chris May	York High School	14:45 4:55
9.	9	Pat McMahon	Carl Sandburg High School	14:51 4:57
10.	10	Simon Thorpe	Dixon	14:54 4:58
11.	11	Dan Lathrop	Plainfield South Cougars	14:54 4:58
12.	12	Joseph Suarez	Plainfield East High Scho	14:54 4:58
13.	13	Zach Smith	Downers Grove North High	14:55 4:59
14.	14	Nolan McKenna	Wheaton Warrenville south	14:55 4:59
15.	15	David Thompson	limestone	14:56 4:59
16.	16	Randy Forbis	limestone	14:56 4:59
17.	17	Evan Prizy	schaumburg high school	14:56 4:59
18.	18	Paxson Menard	Belvidere North	14:58 5:00
19.	19	Ryan Burgoon	Barrington High School	14:58 5:00
20.	20	Alex Riba	O'Fallon (IL)	14:59 5:00
21.	21	Andy Philipose	John Hersey High School	15:00 5:00
22.	22	Kyle Hauser	Marist High School	15:00 5:00
23.	23	Christian Zambrano	Palatine High School	15:03 5:01

24.	24	Graham Brown	Palatine High School	15:03	5:01
25.	25	Alex Milner	Lake Zurich High School	15:03	5:01
26.	26	Nick Hess	St. Thomas More	15:04	5:02
27.	27	Paul Steeno	Wheaton North	15:06	5:02
28.	28	Dorrian Gordon	O'Fallon (IL)	15:08	5:03
29.		James Durkin	Brother Rice	15:11	5:04
30.	29	Ryan Prais	Lakes Community High Scho	15:11	5:04
31.	30	Alex Gold	Deerfield HS	15:12	5:04
32.	31	Jack Carpenter	Maine Township South HS	15:12	5:04
33.	32	Scott Milling	York High School	15:12	5:04
34.	33	Dakota Morales	Lake Park High School	15:13	5:05
35.	34	Brendan Wood	Stevenson High School	15:14	5:05
36.	35	Forrest Smoes	Mahomet-Seymour High Scho	15:14	5:05
37.	36	Eric Dade	Lake Park High School	15:15	5:05
38.	37	Jonathan Schaap	Mahomet-Seymour High Scho	15:15	5:05
39.	38	Cody Dyer	Plainfield South Cougars	15:16	5:06
40.	39	Shai Farhi	Deerfield HS	15:17	5:06
41.	40	Matt Plowman	York High School	15:17	5:06
42.	41	Emil Kozakiewicz	Palatine High School	15:18	5:06
43.	42	Kevin Dolan	Maine Township South HS	15:19	5:07
44.	43	Brendan Hoskins	Normal University	15:19	5:07
45.	44	Jake Fitzgerald	Plainfield South Cougars	15:19	5:07
46.	45	Jon Vaccaro	Maine Township South HS	15:19	5:07
47.	46	Zach Herrera	York High School	15:20	5:07
48.	47	Mike Rappleye	Barrington High School	15:20	5:07
49.	48	Connor Rachford	Bartlett	15:20	5:07
50.	49	Pat Letz	Carl Sandburg High School	15:20	5:07
51.	50	Kerry Frank	Barrington High School	15:20	5:07
52.	51	Eryk Yunk	Belvidere North	15:21	5:07
53.	52	David Rodriguez	John Hersey High School	15:21	5:07
54.	53	Jared Spilky	Downers Grove North High	15:22	5:08
55.	54	Jeremy Lozano	Lake Park High School	15:23	5:08
56.	55	Zach Stella	Palatine High School	15:25	5:09
57.		Pat Maguire	Brother Rice	15:25	5:09
58.	56	Steven Chorma	O'Fallon (IL)	15:26	5:09
59.	57	Ryan Kearns	John Hersey High School	15:27	5:09
60.	58	Cody Hughes	Plainfield East High Scho	15:28	5:10
61.	59	Trevor Kuehr	Lake Zurich High School	15:29	5:10
62.	60	Daniel Plunkett	Pleasant Plains	15:29	5:10
63.	61	Chris Hogan	Carl Sandburg High School	15:30	5:10
64.	62	Jack Libert	York High School	15:30	5:10
65.	63	Mateo Hernandez	Berwyn/Cicero Morton	15:30	5:10
66.	64	Jordan Abosch	Deerfield HS	15:31	5:11
67.	65	Konrad Eiring	Barrington High School	15:32	5:11
68.	66	Brennan Koester	O'Fallon (IL)	15:32	5:11
69.	67	Skylar Mitchell	Dixon	15:32	5:11
70.	68	Ben Eaton	Downers Grove North High	15:33	5:11
71.	69	Salvador Lazaro	Joliet Central	15:34	5:12
72.	70	Jack O'Neil	John Hersey High School	15:34	5:12
73.	71	Misael Tobias	Plainfield South Cougars	15:35	5:12
74.	72	Brian Smith	Palatine High School	15:36	5:12
75.	73	Anthony Peters	Bartlett	15:37	5:13
76.	74	Ethan Russell	Mahomet-Seymour High Scho	15:37	5:13
77.	75	Josh Maier	Shepard	15:38	5:13
78.	76	David Zimmer	Pleasant Valley High Scho	15:38	5:13
79.	77	Joseph Emmanuel	Wheaton North	15:38	5:13
80.	78	Peter Johnsrud	Oswego High School	15:39	5:13
81.	79	Will Llanos	Lake Zurich High School	15:39	5:13
82.	80	Ruben Riano	Lake Zurich High School	15:40	5:14
83.	81	Jeremy Craven	Downers Grove North High	15:40	5:14
84.	82	Evan Wesslund	O'Fallon (IL)	15:40	5:14
85.	83	Ryan Kennedy	Lincoln-Way West High Sch	15:42	5:14
86.	84	Juan Barajas	schaumburg high school	15:42	5:14
87.	85	Wesley Ward	Normal University	15:43	5:15
88.	86	Tyler Owens	Springfield High School	15:43	5:15
89.	87	Ryan Clevenger	Downers Grove North High	15:44	5:15

90.	88 Nathan Hoffman	Springfield High School	15:44	5:15
91.	89 Robert Taylor	Maine Township South HS	15:45	5:15
92.	90 Pat Fitzgibbon	Springfield High School	15:45	5:15
93.	91 Argeni Bailon	Palatine High School	15:46	5:16
94.	92 Joe Gough	Springfield High School	15:46	5:16
95.	93 Grant Von Der Lippe	John Hersey High School	15:46	5:16
96.	94 Alex Keeble	Mahomet-Seymour High Scho	15:46	5:16
97.	Luke Watson	Quincy Notre Dame	15:46	5:16
98.	95 Jaquan Grier	Loyola Academy	15:46	5:16
99.	96 Denis O'Callaghan	Carl Sandburg High School	15:46	5:16
100.	97 Josh Harp	Hononegah	15:47	5:16
101.	98 Mike Strachan	Lake Park High School	15:47	5:16
102.	99 Wyatt Didier	Wheaton North	15:48	5:16
103.	100 Adam Bruno	Normal University	15:48	5:16
104.	101 Zach Ewoldt	Wheaton North	15:48	5:16
105.	102 J.D. Lafayette	Normal University	15:48	5:16
106.	103 Jacob Helfrich	St. Thomas More	15:49	5:17
107.	104 Nicholas Prajka	Carl Sandburg High School	15:49	5:17
108.	105 Dan Cotton	Bartlett	15:49	5:17
109.	Anthony Maciag	Brother Rice	15:49	5:17
110.	106 Jon Bluhm	Sacred Heart Griffin	15:50	5:17
111.	107 Timothy Howell	Oak Park & River Forest H	15:51	5:17
112.	108 Tyler Dixon	Glenbard North High Schoo	15:51	5:17
113.	109 Pierce Sheehan	Oak Park & River Forest H	15:52	5:18
114.	110 Sam Oh	Stevenson High School	15:52	5:18
115.	111 Chase Hill	Belvidere North	15:52	5:18
116.	112 Ben Stelk	Pleasant Valley High Scho	15:52	5:18
117.	113 Jared Ripoli	Lake Zurich High School	15:52	5:18
118.	114 Alex Ryan	Wheaton North	15:53	5:18
119.	115 Alexander Waheed	Oak Park & River Forest H	15:53	5:18
120.	116 Abel Hernandez	Shepard	15:53	5:18
121.	117 Andrew Dixon	Pleasant Valley High Scho	15:53	5:18
122.	118 Kyle Monahan	Barrington High School	15:54	5:18
123.	119 Jake Herb	Barrington High School	15:54	5:18
124.	120 Jake Runnion	Plainfield East High Scho	15:54	5:18
125.	121 Cody Sondgeroth	Dixon	15:54	5:18
126.	122 Austin Trevino	Dixon	15:54	5:18
127.	123 Jesse Laseman	Belvidere North	15:56	5:19
128.	124 Charles Nash	Deerfield HS	15:57	5:19
129.	125 Gabe Calvillo	Plainfield South Cougars	15:57	5:19
130.	126 Hugo Hernandez	Joliet West	15:58	5:20
131.	127 Samuel Demaree	Oak Park & River Forest H	15:58	5:20
132.	128 Ryan Hodes	Oak Park & River Forest H	15:59	5:20
133.	129 Daryle Worley	Wheaton Warrenville south	15:59	5:20
134.	130 Jon Ramirez	Lake Zurich High School	15:59	5:20
135.	131 Ryan Perkins	Barrington High School	15:59	5:20
136.	132 Tyler Squeo	Palatine High School	16:00	5:20
137.	133 Robert Somary	John Hersey High School	16:00	5:20
138.	134 Andy Tomaka	Lake Park High School	16:02	5:21
139.	135 Max Rowland	St. Charles East Boys	16:02	5:21
140.	136 Bobby Klett	Lake Zurich High School	16:03	5:21
141.	137 Peter Audrain	Grant	16:03	5:21
142.	138 Conner Peck	Lake Park High School	16:03	5:21
143.	139 Brandon Ramsey	Oswego High School	16:04	5:22
144.	140 Joey Campagna	Glenbard North High Schoo	16:04	5:22
145.	141 Thomas Russell	Stevenson High School	16:04	5:22
146.	142 Kyle Haberkorn	Marist High School	16:04	5:22
147.	143 Ryan Zemel	Downers Grove North High	16:04	5:22
148.	144 Will Muckian	St. Charles East Boys	16:04	5:22
149.	145 Jackson Powell	Mahomet-Seymour High Scho	16:05	5:22
150.	146 Danny Gardiner	Stevenson High School	16:05	5:22
151.	147 Will Becker	Carl Sandburg High School	16:06	5:22
152.	148 Teddy Brombach	Loyola Academy	16:07	5:23
153.	149 Jacob Howe	Belvidere North	16:08	5:23
154.	150 Sean Kelley	St. Thomas More	16:08	5:23
155.	151 Andrew Smith	Wheaton Warrenville south	16:08	5:23

156.	152	Sam McElhiney	Pleasant Valley High Scho	16:09	5:23
157.	153	Bill Siezckowski	Carl Sandburg High School	16:09	5:23
158.	154	Chris Armstrong	Maine Township South HS	16:09	5:23
159.	155	Grayson Stout	Stevenson High School	16:09	5:23
160.	156	Frank Pasqua	Plainfield South Cougars	16:09	5:23
161.	157	Ryan Loris	Berwyn/Cicero Morton	16:09	5:23
162.	158	Travis Rauch	schaumburg high school	16:10	5:24
163.	159	Matt Randolph	Loyola Academy	16:10	5:24
164.	160	Spencer Kelly	Loyola Academy	16:10	5:24
165.	161	Christian Bartell	Oswego High School	16:11	5:24
166.	162	Rick Braasch	Shepard	16:11	5:24
167.	163	Alex Peters	Bartlett	16:11	5:24
168.	164	Andrew Paplaczyk	Berwyn/Cicero Morton	16:12	5:24
169.	165	Lucas Werner	St. Charles East Boys	16:12	5:24
170.		Andrew McAuliff	Barrington High School	16:12	5:24
171.	166	Braydon Crozier	St. Joseph-Ogden High Sch	16:12	5:24
172.	167	Trent Peters-Clarke	Grant	16:12	5:24
173.	168	Dalyn Romig	Grant	16:12	5:24
174.	169	Bryan Rosenberg	Deerfield HS	16:12	5:24
175.	170	Chris Kelly	Loyola Academy	16:13	5:25
176.	171	Ethan Bluhm	Sacred Heart Griffin	16:13	5:25
177.	172	Nathan Iwanski	St. Charles East Boys	16:13	5:25
178.	173	Lucas Houska	Normal University	16:14	5:25
179.	174	Jorge Costilla	Grant	16:14	5:25
180.	175	Eliezer Serrato	Berwyn/Cicero Morton	16:14	5:25
181.		Matt Hetzler	Carl Sandburg High School	16:14	5:25
182.	176	Chris Zavala	Berwyn/Cicero Morton	16:15	5:25
183.	177	Ted Ehhart	Peoria Notre Dame	16:15	5:25
184.	178	Adam Birkley	Lake Park High School	16:15	5:25
185.		David Cerney	Barrington High School	16:16	5:26
186.	179	Trevor Hanlon	Mahomet-Seymour High Scho	16:16	5:26
187.	180	David Santana	Wheaton Warrenville south	16:17	5:26
188.	181	Wes Noyes	Wheaton North	16:17	5:26
189.	182	Jack Ball	Loyola Academy	16:17	5:26
190.	183	Maor Kramer	Deerfield HS	16:17	5:26
191.	184	Widi Moestopo	Wheaton Academy	16:17	5:26
192.	185	Brendan Remington	St. Thomas More	16:17	5:26
193.	186	Matt Cabel	Shepard	16:18	5:26
194.		Ryan Van Dyke	Stanford Olympia	16:18	5:26
195.	187	Kevin Marquez	O'Fallon (IL)	16:19	5:27
196.	188	Matt Dini	John Hersey High School	16:19	5:27
197.	189	Nick Couch	Oswego High School	16:19	5:27
198.		Gilberto Rodriguez	Lake Park High School	16:19	5:27
199.	190	Roy Humell	Dixon	16:19	5:27
200.		Joey Mars	Palatine High School	16:20	5:27
201.	191	Paul Tobin	Maine Township South HS	16:20	5:27
202.	192	Elliott Klauer	Pleasant Valley High Scho	16:20	5:27
203.	193	Chris Fortin	Peoria Notre Dame	16:20	5:27
204.	194	Mitch Sullivan	Bartlett	16:21	5:27
205.	195	Ryan Frow	Peoria Notre Dame	16:21	5:27
206.	196	Drew Knipfer	St. Joseph-Ogden High Sch	16:21	5:27
207.	197	Matt Dvorsky	Peoria Notre Dame	16:21	5:27
208.	198	Matt O'Shea	Sacred Heart Griffin	16:22	5:28
209.	199	Glen McClain	Sacred Heart Griffin	16:23	5:28
210.	200	Marc Mathy	Downers Grove North High	16:23	5:28
211.	201	Christian Swenson	Loyola Academy	16:23	5:28
212.	202	Justin Zanger	Sacred Heart Griffin	16:23	5:28
213.		Lucas Bracher	Lake Park High School	16:24	5:28
214.	203	Joseph Clay	Normal University	16:24	5:28
215.	204	Jake Tracy	Marist High School	16:25	5:29
216.		Matt Stadnicki	John Hersey High School	16:26	5:29
217.	205	Alexander Darnall	Oak Park & River Forest H	16:26	5:29
218.	206	Evan Grady	Dixon	16:26	5:29
219.	207	Anthony Santillo	Plainfield South Cougars	16:27	5:29
220.		Sebastian Ramirez	Palatine High School	16:27	5:29
221.	208	Alex Mazursky	Stevenson High School	16:27	5:29

222.	209	James Williams	Mahomet-Seymour High Scho	16:28	5:30
223.	210	Andrew Porter	Normal University	16:28	5:30
224.	211	Andrew Martz	Wheaton Warrenville south	16:28	5:30
225.	212	Jimmy Burchard	Lakes Community High Scho	16:28	5:30
226.	213	Sam Steinfelds	Maine Township South HS	16:29	5:30
227.	214	Kevin Faje	Riverside Brookfield	16:29	5:30
228.	215	Ryan Emmanuel	Glenbard North High Schoo	16:30	5:30
229.	216	Harris Jordan	Plainfield East High Scho	16:30	5:30
230.		Harry Becker	Carl Sandburg High School	16:30	5:30
231.	217	Jon Rice	Stevenson High School	16:31	5:31
232.	218	Elek Wellman	Sacred Heart Griffin	16:31	5:31
233.	219	Adam Fabian	Lincoln-Way West High Sch	16:31	5:31
234.		Gerrit Williams	Lake Zurich High School	16:31	5:31
235.	220	Tanner Kuenneth	Normal Community High Sch	16:32	5:31
236.		Adam Brauer	Palatine High School	16:32	5:31
237.	221	William Butler	Springfield High School	16:33	5:31
238.	222	Josh Bird	Glenbard North High Schoo	16:34	5:32
239.		Brendan Cunningham	John Hersey High School	16:34	5:32
240.	223	Chris Stopka	Wheaton North	16:34	5:32
241.		Oliver Shim	Lake Zurich High School	16:35	5:32
242.		William Wolf	Mahomet-Seymour High Scho	16:35	5:32
243.	224	Aaron Schaidle	Peoria Notre Dame	16:36	5:32
244.	225	Jeremy Vasquez	Riverside Brookfield	16:36	5:32
245.	226	Collin Warke	Plainfield East High Scho	16:36	5:32
246.	227	Sam Rogers	Sacred Heart Griffin	16:36	5:32
247.	228	Trevor Jablonski	Lincoln-Way West High Sch	16:37	5:33
248.	229	Noah Van Dyke	Wheaton Academy	16:37	5:33
249.	230	Ricky Wojcik	Elmwood Park High School	16:37	5:33
250.		Jimmy Mangun	Maine Township South HS	16:38	5:33
251.		Jason Freisl	Maine Township South HS	16:38	5:33
252.	231	Robert Loris	Berwyn/Cicero Morton	16:40	5:34
253.	232	Adam Phillips	St. Charles East Boys	16:40	5:34
254.		Jamie Kennedy	Downers Grove North High	16:40	5:34
255.	233	Will Arnold	Wheaton Warrenville south	16:41	5:34
256.	234	Brett Genenbacher	Liberty High School	16:41	5:34
257.	235	Jonathan Parrish	Oak Park & River Forest H	16:42	5:34
258.		Adam Gleisner	Carl Sandburg High School	16:42	5:34
259.	236	Winston Provost	Hononegah	16:42	5:34
260.		Chris Carlton	Mahomet-Seymour High Scho	16:42	5:34
261.		Kevin Kovach	John Hersey High School	16:42	5:34
262.	237	Stephen Tony	Peoria Notre Dame	16:42	5:34
263.	238	Tim Linhardt	West Chicago HS	16:43	5:35
264.	239	Dominick Budzik	Maine West	16:43	5:35
265.	240	Tyler Franciscovich	Peoria Notre Dame	16:43	5:35
266.	241	Max Rich	Deerfield HS	16:44	5:35
267.	242	Luke Haberkorn	Marist High School	16:44	5:35
268.	243	Caleb Hannah	Joliet Central	16:45	5:35
269.	244	Corey Thompsen	St. Joseph-Ogden High Sch	16:47	5:36
270.	245	Terry Gruns	Stagg High School	16:47	5:36
271.	246	Tyler Johnson	Pleasant Plains	16:47	5:36
272.		Mitch Kerr	Sacred Heart Griffin	16:47	5:36
273.	247	Brett Peterson	Wheaton Warrenville south	16:48	5:36
274.	248	Tanner Lafever	Pleasant Valley High Scho	16:48	5:36
275.		Matthew Dungan	Wheaton Warrenville south	16:48	5:36
276.		Jack Rogers	Barrington High School	16:48	5:36
277.	249	Khahari Cook	Shepard	16:49	5:37
278.	250	Dan Treasure	Joliet West	16:49	5:37
279.	251	Alex Liston	Maine West	16:49	5:37
280.	252	Ethan Livingston	Oswego High School	16:49	5:37
281.	253	Mike Evancich	Shepard	16:50	5:37
282.	254	Liam Mahoney	Northridge Prep	16:50	5:37
283.	255	Jeffrey Brundidge	Grant	16:51	5:37
284.	256	Jacob Robleski	Wheaton Academy	16:51	5:37
285.		Josh Doty	Wheaton North	16:52	5:38
286.	257	Mike Meyer	St. Charles East Boys	16:52	5:38
287.	258	Nick Heidinger	Shepard	16:52	5:38

288.	259	Kamil Stafinski	Lincoln-Way West High Sch	16:53	5:38
289.		Josh Brenc	Wheaton North	16:53	5:38
290.		Michael Braun	Normal University	16:54	5:38
291.	260	Theo Prieboy	Joliet West	16:55	5:39
292.		Chandler Poppen	Harlem	16:56	5:39
293.	261	Jon Crawford	St. Joseph-Ogden High Sch	16:56	5:39
294.	262	Desmond Meyer	Oswego High School	16:56	5:39
295.	263	Sean Youell	Joliet West	16:57	5:39
296.	264	Forest Anderson	Deer Creek Mackinaw High	16:57	5:39
297.	265	Stephen Piller	schaumburg high school	16:57	5:39
298.	266	Collin Rink	Normal Community High Sch	16:58	5:40
299.		Liam Murray	Wheaton North	16:58	5:40
300.		Jake Jones	Oswego High School	16:59	5:40
301.		Jon Berggren	Lake Zurich High School	16:59	5:40
302.	267	Amir Rasmussen	Springfield High School	16:59	5:40
303.	268	Patrick O'Connell	Joliet West	16:59	5:40
304.	269	Joey Rios	Joliet West	17:00	5:40
305.	270	Alejandro Hernandez	Bartlett	17:00	5:40
306.	271	Rocco Lepore	Elmwood Park High School	17:01	5:41
307.	272	Myles Zilinsky	Bartlett	17:01	5:41
308.	273	Paul Koerner	Joliet West	17:02	5:41
309.		Grant Borchelt	Oswego High School	17:03	5:41
310.	274	Luke Brotherton	Normal West	17:03	5:41
311.		Dan Goertzen	O'Fallon (IL)	17:04	5:42
312.		Alex Isla	Bartlett	17:05	5:42
313.	275	Dhrumil Shah	schaumburg high school	17:05	5:42
314.	276	Mikias Tibebu	schaumburg high school	17:06	5:42
315.	277	Kevin Ressel	Springfield High School	17:06	5:42
316.	278	Nick Hauptmann	St. Charles East Boys	17:08	5:43
317.	279	Caine Cimino	Joliet Central	17:08	5:43
318.		Daniel Rodriguez	Pleasant Valley High Scho	17:09	5:43
319.	280	Mitchell Smith	Wheaton Academy	17:10	5:44
320.		Joey Schuler	Pleasant Valley High Scho	17:10	5:44
321.	281	Isaac Medina	Glenbard North High Schoo	17:11	5:44
322.		Ryan Melerski	Maine Township South HS	17:12	5:44
323.	282	Kylian Lally	Dixon	17:13	5:45
324.		Mike Skora	Joliet West	17:13	5:45
325.	283	John Keen	Riverside Brookfield	17:13	5:45
326.		James Diamond	Downers Grove North High	17:13	5:45
327.		Reilly Grant	Deerfield HS	17:14	5:45
328.	284	Reid Henry	Normal West	17:14	5:45
329.	285	Kevin Panuska	Glenbard North High Schoo	17:15	5:45
330.		Conor Ford	Sacred Heart Griffin	17:15	5:45
331.	286	Kyle Georgopolous	Riverside Brookfield	17:15	5:45
332.	287	Spencer Purcell	Riverside Brookfield	17:15	5:45
333.		Jacob McDaniel	O'Fallon (IL)	17:16	5:46
334.		Stuart Kirkam	O'Fallon (IL)	17:16	5:46
335.	288	George Pennacchi	St. Thomas More	17:16	5:46
336.		Carson Discher	Wheaton Warrenville south	17:17	5:46
337.	289	Bryant Anderson	St. Joseph-Ogden High Sch	17:18	5:46
338.		Devante Perkins	Springfield Southeast	17:19	5:47
339.	290	Brenner Duesterhaus	Quincy	17:22	5:48
340.	291	David Plunkett	Pleasant Plains	17:22	5:48
341.	292	Marlon Morales	Stagg High School	17:23	5:48
342.		Steven Musholt	Quincy Notre Dame	17:23	5:48
343.	293	Mike Picchiotti	Maine West	17:24	5:48
344.	294	Christopher Hunsaker	Lincoln-Way West High Sch	17:24	5:48
345.	295	Garrad Straube	Quincy	17:24	5:48
346.	296	Jonathan Robinson	Quincy	17:24	5:48
347.		Alex Wolfe	Deerfield HS	17:24	5:48
348.		Sam Vanderhei	Oswego High School	17:25	5:49
349.	297	Jake Kemp	Normal West	17:25	5:49
350.		Matt Gray	Bartlett	17:25	5:49
351.		Nick Zuiker	Shepard	17:25	5:49
352.		Casey Graham	Pleasant Valley High Scho	17:26	5:49
353.	298	Doug Ortiz	Maine West	17:26	5:49

354.	Jacob Carter	Downers Grove North High	17:26	5:49
355.	299 Lucas Kieffer	Elmwood Park High School	17:27	5:49
356.	John Mancinelli	Bartlett	17:27	5:49
357.	300 Jacob Groenwald	Lakes Community High Scho	17:27	5:49
358.	301 Clayton Nigg	St. Joseph-Ogden High Sch	17:27	5:49
359.	302 Chris Jones	Wheaton Academy	17:28	5:50
360.	303 Nick Smith	schaumburg high school	17:28	5:50
361.	304 Jonah Peter	Liberty High School	17:30	5:50
362.	305 Kent McDonell	Wheaton Academy	17:30	5:50
363.	306 Zach Siegfried	Joliet Catholic Academy	17:30	5:50
364.	307 Chris Marshall	Glenbard North High Schoo	17:31	5:51
365.	Tyler Strejc	Shepard	17:31	5:51
366.	Gavin Krueger	Loyola Academy	17:32	5:51
367.	308 Geoff Rozo	Maine West	17:33	5:51
368.	309 Austin Tillema	Elmwood Park High School	17:33	5:51
369.	310 Eddy Rubio	West Chicago HS	17:33	5:51
370.	Aaron Fyalka	Sacred Heart Griffin	17:34	5:52
371.	Nick Hatler	Glenbard North High Schoo	17:35	5:52
372.	311 Dave Piechalak	Stagg High School	17:35	5:52
373.	312 Luke McGovern	Marist High School	17:35	5:52
374.	313 P.J. Graham	Hononegah	17:36	5:52
375.	314 John McCabe	Marist High School	17:36	5:52
376.	Nick Pippenger	Joliet West	17:36	5:52
377.	315 Tyler Lohrmann	Lakes Community High Scho	17:36	5:52
378.	Matthew Chupp	Mahomet-Seymour High Scho	17:37	5:53
379.	316 Ken Sprague	Riverside Brookfield	17:39	5:53
380.	317 David Lechuga	Northridge Prep	17:39	5:53
381.	318 Michael Rosplock	Hononegah	17:39	5:53
382.	319 Jack Rosa	Normal West	17:40	5:54
383.	320 Connor Wolf	Liberty High School	17:41	5:54
384.	321 Nathan Jones	Normal Community High Sch	17:42	5:54
385.	Alex McKenzie	Peoria Notre Dame	17:42	5:54
386.	322 Jeff Shelstrom	Stagg High School	17:42	5:54
387.	323 Erick Salgado	Berwyn/Cicero Morton	17:44	5:55
388.	324 Richard Escobar	Normal Community High Sch	17:44	5:55
389.	Ricky Perkins	Harlem	17:46	5:56
390.	325 Jeremy Adams	Joliet Catholic Academy	17:46	5:56
391.	326 Cole Brandt	Hononegah	17:46	5:56
392.	327 David Horn	St. Thomas More	17:47	5:56
393.	328 Hunter Warning	Joliet Catholic Academy	17:49	5:57
394.	329 Robert Goin	Lanphier	17:49	5:57
395.	330 Daniel Ellenburg	Lanphier	17:50	5:57
396.	Neil Filosa	Oak Park & River Forest H	17:51	5:57
397.	331 Brady Cook	Liberty High School	17:51	5:57
398.	332 Rodrigo Rosales	Hononegah	17:51	5:57
399.	333 Raul Arias	Joliet Central	17:52	5:58
400.	334 Cesar Zavala	Lincoln-Way West High Sch	17:52	5:58
401.	335 David Pickell	Maine West	17:52	5:58
402.	Josh Lees	Peoria Notre Dame	17:53	5:58
403.	Andrew Krohn	Glenbard North High Schoo	17:53	5:58
404.	336 Alex Bjerke	Hononegah	17:53	5:58
405.	337 Dan Jamrozik	Stagg High School	17:54	5:58
406.	338 Lucas Martin-Ranft	Maine West	17:54	5:58
407.	339 Connor Marlow	Petersburg PORTA High Sch	17:55	5:59
408.	340 Michael Dureska	Quincy	17:55	5:59
409.	341 Robert Murphy	Normal West	17:55	5:59
410.	Omar Alhayek	schaumburg high school	17:56	5:59
411.	342 Dylan Haig	Northridge Prep	17:56	5:59
412.	Nicholas Chierici	Oak Park & River Forest H	17:56	5:59
413.	343 Brennan Tobin	Northridge Prep	17:58	6:00
414.	344 Sean Green	Nazareth Academy	17:59	6:00
415.	345 Ivan Delbosque	Marist High School	18:00	6:00
416.	346 Geoff Culllton	West Chicago HS	18:02	6:01
417.	Ryan Weseloh	Stanford Olympia	18:03	6:01
418.	347 Enrique Bernal	Elmwood Park High School	18:04	6:02
419.	348 Matt Slein	Normal Community High Sch	18:04	6:02

420.	349	Tony Salata	Joliet Catholic Academy	18:05	6:02
421.	350	Bryce Glancy	Normal Community High Sch	18:06	6:02
422.		Alex Woodworth	Springfield High School	18:06	6:02
423.	351	Jack Bolger	St. Thomas More	18:07	6:03
424.	352	Nate Ortega	Joliet Central	18:08	6:03
425.	353	Adam Ely	Pleasant Plains	18:08	6:03
426.	354	David Heatherly	Plainfield East High Scho	18:08	6:03
427.		Andrew Shinsako	Oak Park & River Forest H	18:10	6:04
428.	355	Ben Spoelhof	Wheaton Academy	18:10	6:04
429.		Caleb Gant	Springfield Southeast	18:11	6:04
430.		Soren Johnson	Wheaton Academy	18:12	6:04
431.	356	Ben Nagelhout	Lakes Community High Scho	18:13	6:05
432.		Andrew Duncan	Wheaton Academy	18:14	6:05
433.	357	Jordan Page	Normal Community High Sch	18:14	6:05
434.		Taimur Khusro	Normal Community High Sch	18:14	6:05
435.	358	Connor Riddle	Pleasant Plains	18:15	6:05
436.	359	Hunter Poggi	Lanphier	18:16	6:06
437.	360	Andrew Massy	Normal West	18:16	6:06
438.		Ben Kafer	Normal Community High Sch	18:19	6:07
439.	361	William Stripeik	Lincoln-Way West High Sch	18:20	6:07
440.	362	Dominic Carabez	Riverside Brookfield	18:21	6:07
441.		Mitch Feehan	Lincoln-Way West High Sch	18:21	6:07
442.	363	Nate Knipfer	St. Joseph-Ogden High Sch	18:23	6:08
443.		Trent Brinkmeier	Dixon	18:23	6:08
444.	364	Tyler Kiska	Plainfield East High Scho	18:24	6:08
445.	365	Jack McGill	Lakes Community High Scho	18:24	6:08
446.	366	Eric Mason	Lanphier	18:26	6:09
447.	367	Caleb Hasselbring	Joliet Central	18:27	6:09
448.	368	Juan Amador	Elmwood Park High School	18:28	6:10
449.	369	Evan Schreacke	Liberty High School	18:28	6:10
450.	370	Angelo Orozco	Joliet Central	18:28	6:10
451.	371	Joe Sawicki	West Chicago HS	18:29	6:10
452.	372	Ryan Hippman	Joliet Catholic Academy	18:30	6:10
453.	373	Kevin Stewart	Lanphier	18:31	6:11
454.	374	Cory Hertz	Lakes Community High Scho	18:31	6:11
455.		Ryan Busch	Shepard	18:33	6:11
456.	375	Tim Dudas	Lanphier	18:33	6:11
457.		Connor Mulhall	Loyola Academy	18:34	6:12
458.		Jon Urban	Wheaton Academy	18:34	6:12
459.		Josh Stricklin	St. Thomas More	18:34	6:12
460.	376	Reed Marrow	Petersburg PORTA High Sch	18:35	6:12
461.		Jose Zavala	Lincoln-Way West High Sch	18:36	6:12
462.	377	Alex Crawley	Normal West	18:37	6:13
463.	378	Mike Gigante	Northridge Prep	18:39	6:13
464.		Hitarth Patel	Lakes Community High Scho	18:44	6:15
465.	379	Noah Brandt	Grant	18:46	6:16
466.	380	Augusto Estrada	Northridge Prep	18:47	6:16
467.	381	Tim Davey	Stagg High School	18:47	6:16
468.	382	Luke Brodahl	Deer Creek Mackinaw High	18:47	6:16
469.		Nestor Arichega	Joliet Central	18:50	6:17
470.		Hernan Martinez	Joliet Central	18:50	6:17
471.	383	Brenden Boughter	Lanphier	18:50	6:17
472.		Taylor Lewandowski	Hononegah	18:52	6:18
473.	384	Chase Diana	Grant	18:53	6:18
474.	385	Stephen Valentine	Deer Creek Mackinaw High	18:55	6:19
475.		Mike Conrad	Marist High School	18:56	6:19
476.	386	Derek Reichert	Liberty High School	18:57	6:19
477.	387	Mitchell Rubino	Nazareth Academy	18:58	6:20
478.	388	Craig Houchin	Petersburg PORTA High Sch	19:00	6:20
479.	389	Kyle Depatis	Petersburg PORTA High Sch	19:01	6:21
480.		Adem Talic	Harlem	19:03	6:21
481.		Ben Gifford	Normal Community High Sch	19:03	6:21
482.	390	Sofa Bah	Elmwood Park High School	19:04	6:22
483.		Richard Menconi	Lakes Community High Scho	19:04	6:22
484.		Dane Hanson	Springfield High School	19:05	6:22
485.	391	Luke Warpinski	Joliet Catholic Academy	19:05	6:22

486.	Nick Dombrowski	Elmwood Park High School	19:06	6:22
487.	Tristian Lewandowski	Hononegah	19:09	6:23
488.	Jason Kokkat	Springfield High School	19:10	6:24
489.	392 Austin Dixon	Petersburg PORTA High Sch	19:17	6:26
490.	Favio Nunez	Joliet Central	19:18	6:26
491.	Alex Juszczynski	Maine West	19:19	6:27
492.	393 Logan Peter	Liberty High School	19:20	6:27
493.	Zach Shanks	Lanphier	19:20	6:27
494.	Levi Obert	Liberty High School	19:22	6:28
495.	Hershel Walton	Plainfield East High Scho	19:22	6:28
496.	Jose Abes	Plainfield East High Scho	19:25	6:29
497.	394 Joe Carnicle	Deer Creek Mackinaw High	19:25	6:29
498.	395 Jack Sunderland	limestone	19:27	6:29
499.	Alec Bonnewell	Dixon	19:29	6:30
500.	Tyler Suits	St. Thomas More	19:30	6:30
501.	Vidas Kulbis	Riverside Brookfield	19:34	6:32
502.	396 Marco Tucker	Petersburg PORTA High Sch	19:35	6:32
503.	Grant Berland	Lakes Community High Scho	19:36	6:32
504.	397 Chris Kladis	Stagg High School	19:41	6:34
505.	Alex Gattone	Marist High School	19:42	6:34
506.	Deangelo Thompson	Lanphier	19:49	6:37
507.	Grant Lytle	Lanphier	19:59	6:40
508.	David Dietrich	Liberty High School	20:00	6:40
509.	David Sauer	Riverside Brookfield	20:02	6:41
510.	398 Josh Rohder	Joliet Catholic Academy	20:04	6:42
511.	Alex Pendelton	Stagg High School	20:08	6:43
512.	399 Auetin Schroeder	Quincy	20:13	6:45
513.	Wes Reynolds	Normal West	20:15	6:45
514.	400 Jared Baranowski	West Chicago HS	20:16	6:46
515.	401 Dominic Sole	West Chicago HS	20:19	6:47
516.	402 Wyatt Carey	limestone	20:19	6:47
517.	403 Trenton Mitchell	Nazareth Academy	20:23	6:48
518.	404 Cameron Franko	Nazareth Academy	20:28	6:50
519.	Sami Al Ahmadi	Stagg High School	20:33	6:51
520.	405 Ethan Flanagan	Nazareth Academy	20:34	6:52
521.	Alex Rudsinski	Rantoul Township High Sch	20:36	6:52
522.	Connor Runge	Joliet Catholic Academy	20:38	6:53
523.	406 Zack McCaddon	limestone	20:41	6:54
524.	407 Luke Mathis	Deer Creek Mackinaw High	20:43	6:55
525.	Xavier Johnson	Rantoul Township High Sch	20:56	6:59
526.	Ian Clark	Riverside Brookfield	20:56	6:59
527.	Joe Dzik	Joliet Catholic Academy	20:57	6:59
528.	408 Ed Ashe	Nazareth Academy	21:03	7:01
529.	409 Garrett Vincent	Deer Creek Mackinaw High	21:04	7:02
530.	Grayson Horton	Joliet Catholic Academy	21:05	7:02
531.	410 Robert Titzer	Nazareth Academy	21:05	7:02
532.	411 Dillion Smith	Quincy	21:14	7:05
533.	412 Cole Wynn	Petersburg PORTA High Sch	21:25	7:09
534.	Eric Vaughn	Springfield Southeast	21:31	7:11
535.	Andrew Golniewicz	Nazareth Academy	21:38	7:13
536.	Sergio Abes	Plainfield East High Scho	21:44	7:15
537.	413 Evan Gebhardt	West Chicago HS	21:49	7:17
538.	Matt Sullivan	Nazareth Academy	21:53	7:18
539.	Carter Semenchuk	Hononegah	22:13	7:25
540.	Nathan Nelson	Nazareth Academy	22:17	7:26
541.	Tom Wood	Rantoul Township High Sch	22:33	7:31
542.	George Wiebe	Elmwood Park High School	22:38	7:33
543.	414 Jacob Chrestenson	limestone	23:44	7:55
544.	Blake Roberts	Springfield Southeast	25:23	8:28
545.	415 Zachary Anderson	Quincy	27:43	9:15

RICHARD SPRING MEMORIAL

CROSS COUNTRY INVITATIONAL

Detweiller Park, Peoria, IL September 15, 2012

Boys Fr/So Team Results 11:40 AM

Place Score SCHOOL

(Total, Average, Pack Times)

- =====
1. 68 O'Fallon (IL) (1:21:12, 16:14.20, 0:26)
4 11 16 18 19 (31) (45)
Davidson, Phillips, Scarliarini, Harrison, Whorton, McMillan,
Eickmeier
2. 82 Carl Sandburg High School (1:21:26, 16:17.10, 0:45)
3 6 13 26 34 (37) (74)
Brennan, Torpy, Burzinski, Brower, Lehnhardt, Laskero, McMahon
3. 127 York High School (1:22:23, 16:28.45, 0:47)
14 15 17 25 56 (157) (181)
May, Hogan, Dale, Dejesus, Sepanski, Schacht, Deverorx
4. 179 Wheaton Warrenville south (1:22:49, 16:33.69, 1:37)
1 27 35 39 77 (84) (111)
Cepeda, Andersen, Lightbody, Havey, O'Malley, Malvenda,
Moscardini
5. 207 Springfield High School (1:23:24, 16:40.69, 1:20)
2 12 42 75 76 (130) (144)
Luebkemann, Warren, Wise, Besalke, Neposchlan, Litvak,
Northrup
6. 235 Normal Community High Sch (1:24:04, 16:48.67, 1:21)
10 23 41 57 104 (128) (170)
Peters, Peters, Zimmerman, Turner, Guimond, Lawrence, Bates
7. 295 Pleasant Valley High Scho (1:24:40, 16:55.83, 1:34)
5 33 46 95 116 (118) (139)
Sommer, Moss, Mirocha, Friederichs, Hengst, Wells, Doyle
8. 296 Wheaton North (1:25:03, 17:00.41, 0:53)
24 52 59 71 90 (106) (155)
Askin, Steeno, Frank, Perez, Kocher, Dowell, Thomas
9. 307 Plainfield South Cougars (1:25:01, 17:00.05, 1:26)
9 49 68 72 109 (141) (143)
Peters, Homecgoy, Merriweather, Partee, Beck, Albertini,
Pangilinan
10. 353 Downers Grove North High (1:25:21, 17:04.09, 1:35)
20 21 60 96 156 (160) (193)
Carter, Diamond, McGinnis, Christensen, Delvalle, Murphy,
Prescott
11. 358 Maine Township South HS (1:25:21, 17:04.06, 1:50)
7 40 67 91 153 (192) (206)
D'Ambrosio, Gaskin, Steffen, Patejunas, Leonard, Cortez,
McNamee
12. 386 St. Charles East Boys (1:26:13, 17:14.41, 0:24)
54 66 85 89 92 (102) (127)
Gerkin, Sciurba, Van Acker, Rzepecki, Corry, Holsford, Kuhlman
13. 394 St. Joseph-Ogden High Sch (1:26:09, 17:13.68, 0:49)
51 63 64 83 133 (231) (232)
Poff, Guido, Knipfer, Earp, Phillips, Evans, Smetzer
14. 402 Palatine High School (1:26:11, 17:14.10, 1:13)
22 55 94 110 121 (125) (171)
Seeberger, Roehrborn, Kissane, Michael, Geary, Antonio, Much
15. 421 Lake Zurich High School (1:26:33, 17:18.58, 0:44)
44 79 87 103 108 (135) (159)
Shim, Spatz, Witt, Ramirez, Ejupi, Obsuszt, Milner

16. 422 Belvidere North (1:26:24, 17:16.67, 1:09)
47 48 65 97 165 (187)
Champion, Lyons, Oldani, Graff, Vittore, Beutel
17. 431 Hononegah (1:26:13, 17:14.58, 1:20)
28 29 99 126 149 (172) (188)
Christiansen, Houde, Wittmus, Ebany, Humy, Bottensek, Geerts
18. 462 Normal University (1:26:29, 17:17.70, 1:35)
8 93 101 129 131 (195) (199)
Hill, Herbert, Walch, Vaughn, Ho, Diffor, Burton
19. 534 Grant (1:27:32, 17:30.28, 0:48)
62 78 100 146 148 (238) (240)
Dejesus, Mejia, Marander, Marquez, Axelsson, Kling, Festin
20. 553 Loyola Academy (1:27:31, 17:30.12, 1:09)
32 107 136 138 140 (179) (202)
Carroll, Ruiz, Sullivan, Corbett, Reilly-Hayward, Baker,
Preston
21. 554 Sacred Heart Griffin (1:27:49, 17:33.62, 1:14)
53 82 119 120 180 (190) (213)
Fierstos, Negro, McReynolds, Schmidt, Loyd, Zanger, Duke
22. 613 Oak Park & River Forest H (1:28:21, 17:40.06, 0:51)
69 105 124 152 163 (177) (178)
Monaghan, Martire, Pimentel, Flannery, Puhlovich, Ewell,
Mishoulam
23. 622 Joliet Central (1:28:16, 17:39.20, 1:40)
36 86 154 161 185 (212) (257)
Aguilera, Moreno, Casillas, Rosendo, Alvarado, Hernandez,
Stewack
24. 623 Chatham-Glenwood (1:28:30, 17:41.97, 0:46)
88 117 122 123 173 (194) (211)
Lahr, Kinley, McRae, Giganti, Hollinshead, Rogers, Rapp
25. 632 limestone (1:29:43, 17:56.54, 3:20)
30 50 80 219 253 (265) (292)
Thornton, Carr, Herz, Williams, Reavley, Thomson, Tyler
26. 773 Berwyn/Cicero Morton (1:30:19, 18:03.63, 2:13)
38 137 183 198 217
Ruiz, Lopez, Escarcega, Hernandez, Arreola
27. 778 Normal West (1:30:37, 18:07.22, 2:12)
43 115 196 197 227 (247) (276)
Degroot, Hillegass, Wagehoft, Traurig, Fogler, Byler, Massy
28. 786 Stevenson High School (1:31:31, 18:18.10, 2:35)
58 61 182 242 243
Borowsky, McMullen, Charmin, Swift, Sheng
29. 884 Lincoln-Way West High Sch (1:31:21, 18:16.17, 0:52)
147 164 169 200 204 (229) (259)
Grigoletti, Mulder, Bostjancic, Wintercorn, Motto, Sanchez,
Lorenz
30. 886 Peoria Notre Dame (1:32:53, 18:34.45, 3:32)
81 134 175 218 278 (280) (285)
Stedwill, Cassidy, Fortin, Lees, Ehrhart, Vazquez, Barrett
31. 908 Riverside Brookfield (1:32:45, 18:32.82, 2:38)

- 113 142 186 205 262 (277) (284)
Sagan, Makovetskiy, Janney, Lemesurier, Arenas, Faje, Freshman
32. 915 Joliet West (1:31:45, 18:20.82, 1:05)
151 166 168 207 223 (228) (256)
Meadows, Pearson, Hernandez, Donaldson-Curry, Alvarado,
Arriaga, Scarcelli
33. 919 Lakes Community High Scho (1:32:12, 18:26.36, 1:36)
98 174 201 216 230 (260) (264)
Miller, Digiammerino, Labaron, McElduff, Scheuring, Halberg,
Welch
34. 931 Oswego High School (1:33:15, 18:38.87, 3:11)
73 167 191 234 266 (269) (270)
Pagan, Simon, Taves, Kelty, Reichardt, Drew, Devos
35. 942 Joliet Catholic Academy (1:34:31, 18:54.10, 3:24)
70 112 241 245 274 (282) (289)
O'Neill, McSteen, Kaloczi, Dzik, Conway, Jones, Gochee
36. 1007 Bartlett (1:43:51, 20:46.01, 10:44)
114 132 184 286 291
Johnson, Hutchison, McConville, Jennes, Edmier
37. 1029 Stagg High School (1:33:42, 18:44.20, 1:25)
150 208 209 225 237 (250) (254)
Singer, Chatha, Mireles, Harper, Caydler, Powlick, Homan
38. 1046 Shepard (1:34:13, 18:50.54, 1:42)
158 210 214 220 244 (252) (279)
Miller, Gibson, Sierzega, Delfin, Beltran, Courtney, Akimoff
39. 1073 schauburg high school (1:35:37, 19:07.24, 2:11)
145 176 246 251 255 (263) (268)
Kaufman, Vetter, Rogenski, Hay, Geller, Young, Callison
40. 1111 Nazareth Academy (1:35:20, 19:03.83, 1:26)
189 215 224 235 248 (261) (288)
Brown, Schneider, Gonzalez, Titzer, Berger, Bier, Smith
41. 1163 Harlem (1:37:28, 19:29.45, 3:05)
162 226 236 258 281 (283) (290)
Wallschlaeger, Hume, Kirker, Hughes, Swinney, Bonebright,
Hansen
42. 1202 Marist High School (1:38:00, 19:35.97, 1:50)
203 221 239 267 272 (273) (275)
Kiebles, Kelly, Blakey, Morrison, McEarlen, Black, Mauge
43. 1262 Pleasant Plains (1:40:31, 20:06.13, 3:08)
222 233 249 271 287
Owens, Higginson, Verhulst, Hermes, Covey

RICHARD SPRING MEMORIAL

CROSS COUNTRY INVITATIONAL

Detweiller Park, Peoria, IL September 15, 2012

Team	Boys Fr/So - 11:40AM				
Place	Plc	Name	School Name	Time	Pace
====	====	=====	=====	====	====
Place	TmPl	FIRST	SCHOOL	RACE4	Pace
====	====	=====	=====	====	====
1.	1	Kyle Cepeda	Wheaton Warrenville south	15:39	5:13
2.	2	Grant Luebkemann	Springfield High School	15:54	5:18
3.	3	Tom Brennan	Carl Sandburg High School	15:55	5:19
4.	4	Dustan Davidson	O'Fallon (IL)	15:58	5:20

5.	5 Karson Sommer	Pleasant Valley High Scho	16:05	5:22
6.	6 Sean Torpy	Carl Sandburg High School	16:06	5:22
7.	7 Paul D'Ambrosio	Maine Township South HS	16:08	5:23
8.	8 Eli Hill	Normal University	16:09	5:23
9.	Connor Stine	Stanford Olympia	16:09	5:23
10.	9 Kenny Peters	Plainfield South Cougars	16:11	5:24
11.	10 Jared Peters	Normal Community High Sch	16:12	5:24
12.	11 Spencer Phillips	O'Fallon (IL)	16:14	5:25
13.	12 Heath Warren	Springfield High School	16:15	5:25
14.	13 Greg Burzinski	Carl Sandburg High School	16:16	5:26
15.	14 John May	York High School	16:16	5:26
16.	15 Matt Hogan	York High School	16:18	5:26
17.	16 Romeo Scarliarini	O'Fallon (IL)	16:18	5:26
18.	17 Nathan Dale	York High School	16:19	5:27
19.	18 Alex Harrison	O'Fallon (IL)	16:20	5:27
20.	Matt Miarka	Lake Park High School	16:21	5:27
21.	19 Logan Whorton	O'Fallon (IL)	16:23	5:28
22.	20 Joe Carter	Downers Grove North High	16:24	5:28
23.	Zachary Schwarz	Lake Park High School	16:26	5:29
24.	21 Jack Diamond	Downers Grove North High	16:29	5:30
25.	22 Patrick Seeberger	Palatine High School	16:29	5:30
26.	23 Austin Peters	Normal Community High Sch	16:29	5:30
27.	24 Kilty Askin	Wheaton North	16:30	5:30
28.	25 Matt Dejesus	York High School	16:30	5:30
29.	26 Mike Brower	Carl Sandburg High School	16:32	5:31
30.	Josh Plischke	John Hersey High School	16:33	5:31
31.	27 Drew Andersen	Wheaton Warrenville south	16:33	5:31
32.	28 Jared Christiansen	Hononegah	16:34	5:32
33.	29 Dylan Houde	Hononegah	16:38	5:33
34.	30 Thomas Thornton	limestone	16:39	5:33
35.	31 Erik McMillan	O'Fallon (IL)	16:39	5:33
36.	32 Jack Carroll	Loyola Academy	16:39	5:33
37.	33 Jack Moss	Pleasant Valley High Scho	16:39	5:33
38.	34 Max Lehnhardt	Carl Sandburg High School	16:40	5:34
39.	35 Gabe Lightbody	Wheaton Warrenville south	16:40	5:34
40.	36 Jose Aguilera	Joliet Central	16:40	5:34
41.	37 Dan Laskero	Carl Sandburg High School	16:43	5:35
42.	38 Aaron Ruiz	Berwyn/Cicero Morton	16:43	5:35
43.	39 Jack Havey	Wheaton Warrenville south	16:44	5:35
44.	40 Aiden Gaskin	Maine Township South HS	16:45	5:35
45.	Jakub Bularz	Lake Park High School	16:46	5:36
46.	41 David Zimmerman	Normal Community High Sch	16:49	5:37
47.	42 Eric Wise	Springfield High School	16:50	5:37
48.	43 Matt Degroot	Normal West	16:50	5:37
49.	44 Justin Shim	Lake Zurich High School	16:51	5:37
50.	45 Ben Eickmeier	O'Fallon (IL)	16:52	5:38
51.	46 Skyler Mirocha	Pleasant Valley High Scho	16:53	5:38
52.	47 Alan Champion	Belvidere North	16:54	5:38
53.	48 Zack Lyons	Belvidere North	16:54	5:38
54.	49 Steven Homecgoy	Plainfield South Cougars	16:54	5:38
55.	Kevin Ziegenhorn	John Hersey High School	16:54	5:38
56.	Jack Hyde	Mahomet-Seymour High Scho	16:55	5:39
57.	50 Matt Carr	limestone	16:56	5:39
58.	51 Nick Poff	St. Joseph-Ogden High Sch	16:56	5:39
59.	52 Danny Steeno	Wheaton North	16:58	5:40
60.	53 Nate Fierstos	Sacred Heart Griffin	16:59	5:40
61.	54 Mike Gerkin	St. Charles East Boys	17:00	5:40
62.	55 Dean Roehrborn	Palatine High School	17:01	5:41
63.	56 Alex Sepanski	York High School	17:02	5:41
64.	57 Mitch Turner	Normal Community High Sch	17:03	5:41
65.	58 Jared Borowsky	Stevenson High School	17:03	5:41
66.	59 Alex Frank	Wheaton North	17:04	5:42
67.	60 Jack McGinnis	Downers Grove North High	17:05	5:42
68.	61 Josh McMullen	Stevenson High School	17:05	5:42
69.	62 Ivan Dejesus	Grant	17:05	5:42
70.	63 Brennan Guido	St. Joseph-Ogden High Sch	17:06	5:42

71.	Lucas Goldschmidt	O'Fallon (IL)	17:06	5:42
72.	Jake Keller	Mahomet-Seymour High Scho	17:07	5:43
73.	64 Matthew Knipfer	St. Joseph-Ogden High Sch	17:07	5:43
74.	65 Anthony Oldani	Belvidere North	17:09	5:43
75.	66 Mark Sciurba	St. Charles East Boys	17:09	5:43
76.	67 Ben Steffen	Maine Township South HS	17:09	5:43
77.	68 Jawanza Merriweather	Plainfield South Cougars	17:10	5:44
78.	69 Jack Monaghan	Oak Park & River Forest H	17:10	5:44
79.	70 Mike O'Neill	Joliet Catholic Academy	17:11	5:44
80.	71 Alex Perez	Wheaton North	17:11	5:44
81.	Bryson Hartmann	O'Fallon (IL)	17:11	5:44
82.	72 John Partee	Plainfield South Cougars	17:12	5:44
83.	73 Chris Pagan	Oswego High School	17:12	5:44
84.	74 Brian McMahon	Carl Sandburg High School	17:12	5:44
85.	75 Logan Besalke	Springfield High School	17:13	5:45
86.	76 Mike Neposchlan	Springfield High School	17:14	5:45
87.	Patrick Bieszke	Carl Sandburg High School	17:15	5:45
88.	77 Scott O'Malley	Wheaton Warrenville south	17:15	5:45
89.	78 Rigo Mejia	Grant	17:16	5:46
90.	79 Mark Spatz	Lake Zurich High School	17:16	5:46
91.	80 Parker Herz	limestone	17:16	5:46
92.	81 Jp Stedwill	Peoria Notre Dame	17:17	5:46
93.	82 Tommy Negro	Sacred Heart Griffin	17:18	5:46
94.	83 Austin Earp	St. Joseph-Ogden High Sch	17:18	5:46
95.	Quinlin Preston	O'Fallon (IL)	17:18	5:46
96.	84 Michael Malvenda	Wheaton Warrenville south	17:19	5:47
97.	85 Ben Van Acker	St. Charles East Boys	17:20	5:47
98.	86 Vince Moreno	Joliet Central	17:20	5:47
99.	87 Drew Witt	Lake Zurich High School	17:21	5:47
100.	Paul Siezckowski	Carl Sandburg High School	17:21	5:47
101.	88 Zach Lahr	Chatham-Glenwood	17:22	5:48
102.	89 Jack Rzepecki	St. Charles East Boys	17:22	5:48
103.	90 Ryan Kocher	Wheaton North	17:22	5:48
104.	91 Ralph Patejunas	Maine Township South HS	17:23	5:48
105.	92 Dan Corry	St. Charles East Boys	17:23	5:48
106.	93 Cameron Herbert	Normal University	17:24	5:48
107.	94 Ryan Kissane	Palatine High School	17:25	5:49
108.	95 Henry Friederichs	Pleasant Valley High Scho	17:26	5:49
109.	96 Zac Christensen	Downers Grove North High	17:26	5:49
110.	97 Kyle Graff	Belvidere North	17:27	5:49
111.	98 Daniel Miller	Lakes Community High Scho	17:28	5:50
112.	99 Jeremy Wittmus	Hononegah	17:28	5:50
113.	100 Matt Marander	Grant	17:29	5:50
114.	101 Andrew Walch	Normal University	17:30	5:50
115.	102 Mason Holsford	St. Charles East Boys	17:32	5:51
116.	103 Julio Ramirez	Lake Zurich High School	17:32	5:51
117.	104 Grant Guimond	Normal Community High Sch	17:33	5:51
118.	105 Nicholas Martire	Oak Park & River Forest H	17:33	5:51
119.	106 Bradley Dowell	Wheaton North	17:34	5:52
120.	107 Callen Ruiz	Loyola Academy	17:34	5:52
121.	108 Logan Ejupi	Lake Zurich High School	17:35	5:52
122.	109 Tom Beck	Plainfield South Cougars	17:36	5:52
123.	110 Zach Michael	Palatine High School	17:37	5:53
124.	111 Jake Moscardini	Wheaton Warrenville south	17:37	5:53
125.	112 Harry McSteen	Joliet Catholic Academy	17:38	5:53
126.	113 Matt Sagan	Riverside Brookfield	17:38	5:53
127.	114 David Johnson	Bartlett	17:38	5:53
128.	115 Alex Hillegass	Normal West	17:38	5:53
129.	Brian Anderson	Wheaton Warrenville south	17:38	5:53
130.	116 Kendall Hengst	Pleasant Valley High Scho	17:39	5:53
131.	John Hanson	Wheaton Warrenville south	17:39	5:53
132.	117 Lincoln Kinley	Chatham-Glenwood	17:40	5:54
133.	118 Riley Wells	Pleasant Valley High Scho	17:40	5:54
134.	119 Devin McReynolds	Sacred Heart Griffin	17:41	5:54
135.	120 Tucker Schmidt	Sacred Heart Griffin	17:41	5:54
136.	121 Tim Geary	Palatine High School	17:41	5:54

137.	122	Sean McRae	Chatham-Glenwood	17:42	5:54
138.	123	Paul Giganti	Chatham-Glenwood	17:42	5:54
139.	124	Martin Pimentel	Oak Park & River Forest H	17:42	5:54
140.	125	Daniel Antonio	Palatine High School	17:42	5:54
141.	126	Tyler Ebany	Hononegah	17:43	5:55
142.	127	Alec Kuhlman	St. Charles East Boys	17:43	5:55
143.	128	Ben Lawrence	Normal Community High Sch	17:43	5:55
144.	129	Aidan Vaughn	Normal University	17:43	5:55
145.	130	Julian Litvak	Springfield High School	17:44	5:55
146.	131	Jordan Ho	Normal University	17:44	5:55
147.	132	Eric Hutchison	Bartlett	17:44	5:55
148.	133	Nate Phillips	St. Joseph-Ogden High Sch	17:44	5:55
149.	134	Sam Cassidy	Peoria Notre Dame	17:45	5:55
150.	135	Ryan Obsuszt	Lake Zurich High School	17:46	5:56
151.	136	Ross Sullivan	Loyola Academy	17:46	5:56
152.	137	Jair Lopez	Berwyn/Cicero Morton	17:46	5:56
153.	138	Kevin Corbett	Loyola Academy	17:46	5:56
154.	139	Matt Doyle	Pleasant Valley High Scho	17:47	5:56
155.	140	Patrick Reilly-Hayward	Loyola Academy	17:47	5:56
156.	141	Nick Albertini	Plainfield South Cougars	17:48	5:56
157.	142	Eugene Makovetskiy	Riverside Brookfield	17:49	5:57
158.	143	Franz Pangilinan	Plainfield South Cougars	17:50	5:57
159.	144	Evan Northrup	Springfield High School	17:50	5:57
160.		Jd Kropid	Springfield High School	17:50	5:57
161.	145	Jonah Kaufman	schaumburg high school	17:50	5:57
162.	146	Joey Marquez	Grant	17:52	5:58
163.	147	Louie Grigoletti	Lincoln-Way West High Sch	17:53	5:58
164.	148	Sam Axelsson	Grant	17:53	5:58
165.	149	Nathan Humy	Hononegah	17:53	5:58
166.	150	Dominic Singer	Stagg High School	17:54	5:58
167.	151	Cody Meadows	Joliet West	17:55	5:59
168.	152	Sean Flannery	Oak Park & River Forest H	17:56	5:59
169.		Liam O'Rourke	Stanford Olympia	17:57	5:59
170.	153	Vince Leonard	Maine Township South HS	17:57	5:59
171.		Nikolai Van Wye	Stanford Olympia	17:58	6:00
172.	154	Justin Casillas	Joliet Central	17:58	6:00
173.	155	Will Thomas	Wheaton North	17:58	6:00
174.		Owen Vanhorn	Dixon	17:58	6:00
175.	156	Dave Delvalle	Downers Grove North High	17:59	6:00
176.	157	Miles Schacht	York High School	17:59	6:00
177.	158	Andrew Miller	Shepard	18:00	6:00
178.		Branden Arends	Pleasant Valley High Scho	18:00	6:00
179.	159	Matt Milner	Lake Zurich High School	18:00	6:00
180.	160	Dillon Murphy	Downers Grove North High	18:01	6:01
181.	161	Raul Rosendo	Joliet Central	18:01	6:01
182.		Ben Hamsho	Wheaton North	18:01	6:01
183.	162	Austin Wallschlaeger	Harlem	18:01	6:01
184.	163	Jack Puhalovich	Oak Park & River Forest H	18:01	6:01
185.	164	David Mulder	Lincoln-Way West High Sch	18:02	6:01
186.	165	Max Vittore	Belvidere North	18:02	6:01
187.	166	Josh Pearson	Joliet West	18:03	6:01
188.	167	Jackson Simon	Oswego High School	18:04	6:02
189.	168	Rafael Hernandez	Joliet West	18:05	6:02
190.	169	Jon Bostjancic	Lincoln-Way West High Sch	18:05	6:02
191.	170	Andrew Bates	Normal Community High Sch	18:06	6:02
192.	171	Jared Much	Palatine High School	18:07	6:03
193.	172	Carson Bottensek	Hononegah	18:07	6:03
194.	173	Justin Hollinshead	Chatham-Glenwood	18:08	6:03
195.	174	Alex Digiammerino	Lakes Community High Scho	18:08	6:03
196.		Kyle Olson	West Chicago HS	18:08	6:03
197.	175	Victor Fortin	Peoria Notre Dame	18:08	6:03
198.	176	Aj Vetter	schaumburg high school	18:09	6:03
199.	177	Alexander Ewell	Oak Park & River Forest H	18:10	6:04
200.	178	Zachary Mishoulam	Oak Park & River Forest H	18:10	6:04
201.	179	John Baker	Loyola Academy	18:11	6:04
202.	180	Zach Loyd	Sacred Heart Griffin	18:12	6:04

203.	181	Tom Deverorx	York High School	18:13	6:05
204.	182	Eric Charmin	Stevenson High School	18:16	6:06
205.		Ethan Peterson	Wheaton North	18:18	6:06
206.		Spencer Nevills	Pleasant Valley High Scho	18:18	6:06
207.	183	Luis Escarcega	Berwyn/Cicero Morton	18:18	6:06
208.	184	Will McConville	Bartlett	18:19	6:07
209.	185	Joel Alvarado	Joliet Central	18:19	6:07
210.	186	Ryan Janney	Riverside Brookfield	18:20	6:07
211.	187	Alec Beutel	Belvidere North	18:21	6:07
212.		Noah Deck	Oak Park & River Forest H	18:22	6:08
213.	188	Kevin Geerts	Hononegah	18:23	6:08
214.		Matt Waldinger	Springfield High School	18:23	6:08
215.		Joe Skipor	West Chicago HS	18:24	6:08
216.	189	Austin Brown	Nazareth Academy	18:24	6:08
217.	190	Brian Zanger	Sacred Heart Griffin	18:24	6:08
218.		Anthony Cipriano	Wheaton Warrenville south	18:27	6:09
219.	191	Matt Taves	Oswego High School	18:27	6:09
220.	192	Aaron Cortez	Maine Township South HS	18:28	6:10
221.	193	Robby Prescott	Downers Grove North High	18:29	6:10
222.	194	Michael Rogers	Chatham-Glenwood	18:30	6:10
223.	195	John Diffor	Normal University	18:32	6:11
224.	196	Brock Wagehoft	Normal West	18:34	6:12
225.	197	Adison Traurig	Normal West	18:34	6:12
226.		Ian Holman	Wheaton North	18:34	6:12
227.		Ryan Petersen	Palatine High School	18:36	6:12
228.	198	Thomas Hernandez	Berwyn/Cicero Morton	18:37	6:13
229.	199	Gage Burton	Normal University	18:38	6:13
230.		Samuel Barron	Oak Park & River Forest H	18:39	6:13
231.	200	Joe Wintercorn	Lincoln-Way West High Sch	18:40	6:14
232.		Nate Quinn	Lake Zurich High School	18:40	6:14
233.	201	Jacob Labaron	Lakes Community High Scho	18:41	6:14
234.		Jacob Eccles	Hononegah	18:41	6:14
235.		Mason McAnally	Mahomet-Seymour High Scho	18:42	6:14
236.	202	John Preston	Loyola Academy	18:42	6:14
237.	203	Mike Kiebles	Marist High School	18:44	6:15
238.	204	Peter Motto	Lincoln-Way West High Sch	18:44	6:15
239.	205	Andrew Lemesurier	Riverside Brookfield	18:44	6:15
240.	206	Danny McNamee	Maine Township South HS	18:45	6:15
241.	207	Maverick Donaldson-Curry	Joliet West	18:45	6:15
242.	208	Ridhey Chatha	Stagg High School	18:45	6:15
243.	209	Christian Mireles	Stagg High School	18:46	6:16
244.	210	Nate Gibson	Shepard	18:46	6:16
245.	211	Sam Rapp	Chatham-Glenwood	18:46	6:16
246.	212	Freddy Hernandez	Joliet Central	18:46	6:16
247.		Nick Licari	Hononegah	18:47	6:16
248.		Rob Beardsley	Pleasant Valley High Scho	18:48	6:16
249.		Daniel Pasco	Loyola Academy	18:49	6:17
250.		Mike Cangelosi	Maine Township South HS	18:49	6:17
251.		Dallas Spencer	Stanford Olympia	18:50	6:17
252.	213	Connor Duke	Sacred Heart Griffin	18:50	6:17
253.		Adam Smith	Palatine High School	18:51	6:17
254.	214	Zach Sierzega	Shepard	18:52	6:18
255.	215	Robert Schneider	Nazareth Academy	18:55	6:19
256.	216	Michael McElduff	Lakes Community High Scho	18:55	6:19
257.	217	Armando Arreola	Berwyn/Cicero Morton	18:56	6:19
258.	218	Noah Lees	Peoria Notre Dame	18:56	6:19
259.		Zach Kosinski	Normal Community High Sch	18:56	6:19
260.	219	Brody Williams	limestone	18:56	6:19
261.	220	Candelario Delfin	Shepard	18:57	6:19
262.	221	Jack Kelly	Marist High School	18:57	6:19
263.	222	Seth Owens	Pleasant Plains	18:58	6:20
264.	223	Chris Alvarado	Joliet West	18:59	6:20
265.		Ryan Cantlin	Downers Grove North High	19:00	6:20
266.		Brian Talbott	Maine Township South HS	19:00	6:20
267.	224	Ruben Gonzalez	Nazareth Academy	19:00	6:20
268.	225	Pat Harper	Stagg High School	19:01	6:21

269.	226	Grant Hume	Harlem	19:02	6:21
270.	227	Caleb Fogler	Normal West	19:02	6:21
271.		Matt Benz-Weeden	Carl Sandburg High School	19:02	6:21
272.	228	Ulysses Arriaga	Joliet West	19:02	6:21
273.	229	Juan Sanchez	Lincoln-Way West High Sch	19:02	6:21
274.	230	Jacob Scheuring	Lakes Community High Scho	19:03	6:21
275.	231	Daylan Evans	St. Joseph-Ogden High Sch	19:04	6:21
276.	232	Ross Smetzer	St. Joseph-Ogden High Sch	19:04	6:22
277.		Ganesh Maduraiveeran	Normal Community High Sch	19:07	6:23
278.	233	Jacob Higginson	Pleasant Plains	19:07	6:23
279.		Conner Aubry	St. Thomas More	19:09	6:23
280.		Matt Steindel	Lake Zurich High School	19:10	6:24
281.		Joe Pitelka	Downers Grove North High	19:11	6:24
282.	234	Owen Kelty	Oswego High School	19:11	6:24
283.	235	Charles Titzer	Nazareth Academy	19:12	6:24
284.		Ethan Mizer	St. Joseph-Ogden High Sch	19:16	6:26
285.	236	Scott Kirker	Harlem	19:17	6:26
286.	237	Preston Caydler	Stagg High School	19:19	6:27
287.	238	Matt Kling	Grant	19:19	6:27
288.		Josh Moore	Springfield High School	19:20	6:27
289.		Luis Sanchez	West Chicago HS	19:22	6:28
290.	239	Cameron Blakey	Marist High School	19:25	6:29
291.	240	Jordan Festin	Grant	19:28	6:30
292.		Tyler Heinold	Normal Community High Sch	19:28	6:30
293.		Derek Ping	Hononegah	19:28	6:30
294.	241	Adam Kaloczi	Joliet Catholic Academy	19:29	6:30
295.	242	Shepard Swift	Stevenson High School	19:32	6:31
296.		Teague Williamson	Normal University	19:32	6:31
297.		Alex Renn	Wheaton Academy	19:36	6:32
298.	243	Alvin Sheng	Stevenson High School	19:37	6:33
299.		Jared Bakken	Normal University	19:38	6:33
300.		Zach Whiting	Chatham-Glenwood	19:41	6:34
301.	244	Jose Beltran	Shepard	19:41	6:34
302.	245	Eric Dzik	Joliet Catholic Academy	19:41	6:34
303.		Jarrett Marvel	Chatham-Glenwood	19:42	6:34
304.	246	Isaac Rogenski	schaumburg high school	19:42	6:34
305.		Albert Perlman	Sacred Heart Griffin	19:46	6:36
306.		Sean Barber	St. Joseph-Ogden High Sch	19:48	6:36
307.	247	Dakota Byler	Normal West	19:49	6:37
308.	248	Matt Berger	Nazareth Academy	19:50	6:37
309.		Henry Harper	Oak Park & River Forest H	19:51	6:37
310.	249	Jordan Verhulst	Pleasant Plains	19:52	6:38
311.		Connor Daugherty	Downers Grove North High	19:55	6:39
312.	250	Richard Powlick	Stagg High School	19:56	6:39
313.	251	Lars Hay	schaumburg high school	19:57	6:39
314.	252	Kevin Courtney	Shepard	19:57	6:39
315.	253	Justin Reavley	limestone	19:58	6:40
316.		Ben Portz	Sacred Heart Griffin	19:59	6:40
317.	254	Mike Homan	Stagg High School	20:00	6:40
318.	255	Joe Geller	schaumburg high school	20:00	6:40
319.	256	Mario Scarcelli	Joliet West	20:02	6:41
320.	257	Aj Stewack	Joliet Central	20:04	6:42
321.	258	Chris Hughes	Harlem	20:04	6:42
322.	259	Tyler Lorenz	Lincoln-Way West High Sch	20:05	6:42
323.		Kevin Casey	Joliet Central	20:05	6:42
324.		Zach Broughton	Chatham-Glenwood	20:07	6:43
325.	260	Nick Halberg	Lakes Community High Scho	20:11	6:44
326.	261	Dan Bier	Nazareth Academy	20:12	6:44
327.		Alec Heidlauf	Wheaton Academy	20:13	6:45
328.		Jason Miller	Joliet West	20:14	6:45
329.	262	Matt Arenas	Riverside Brookfield	20:16	6:46
330.	263	Tom Young	schaumburg high school	20:16	6:46
331.	264	Collin Welch	Lakes Community High Scho	20:18	6:46
332.	265	John Thomson	limestone	20:19	6:47
333.	266	Jared Reichardt	Oswego High School	20:23	6:48
334.	267	Derek Morrison	Marist High School	20:23	6:48

335.	268	Matt Callison	schaumburg high school	20:23	6:48
336.	269	Alex Drew	Oswego High School	20:31	6:51
337.	270	Nathan Devos	Oswego High School	20:32	6:51
338.	271	Alex Hermes	Pleasant Plains	20:32	6:51
339.	272	Joe McEarlen	Marist High School	20:33	6:51
340.	273	Martin Black	Marist High School	20:34	6:52
341.	274	Kyle Conway	Joliet Catholic Academy	20:35	6:52
342.		Logan Torres	Oswego High School	20:37	6:53
343.		Alex Baryakhter	Lake Zurich High School	20:39	6:53
344.		Eric Reid	Wheaton Academy	20:40	6:54
345.		Mike McCormick	Loyola Academy	20:41	6:54
346.		Jake Vanderwell	Lincoln-Way West High Sch	20:41	6:54
347.	275	Bob Mauge	Marist High School	20:43	6:55
348.	276	Caleb Massy	Normal West	20:44	6:55
349.		Kevin Kelly	Marist High School	20:44	6:55
350.		Alex Composto	Loyola Academy	20:47	6:56
351.	277	Jack Faje	Riverside Brookfield	20:48	6:56
352.	278	Max Ehrhart	Peoria Notre Dame	20:48	6:56
353.	279	Cole Akimoff	Shepard	20:50	6:57
354.		Will Vavrin	St. Thomas More	20:55	6:59
355.	280	Jose Vazquez	Peoria Notre Dame	20:57	6:59
356.		Shea Grehan	Normal West	20:59	7:00
357.		Rich Mauge	Marist High School	21:01	7:01
358.		Graham Cross	Sacred Heart Griffin	21:03	7:01
359.		Dave Gaidas	Stagg High School	21:04	7:02
360.	281	Devan Swinney	Harlem	21:06	7:02
361.		Cass Smuk	Wheaton Academy	21:08	7:03
362.		Seth Varela	Normal West	21:10	7:04
363.	282	Jack Jones	Joliet Catholic Academy	21:11	7:04
364.	283	Jacob Bonebright	Harlem	21:12	7:04
365.		Niko Householder	Mahomet-Seymour High Scho	21:13	7:05
366.		Aaron Juarez	Shepard	21:17	7:06
367.		Matt Schaschwary	Oswego High School	21:18	7:06
368.	284	Carl Freshman	Riverside Brookfield	21:19	7:07
369.		Liam McCool	Shepard	21:21	7:07
370.	285	Andy Barrett	Peoria Notre Dame	21:22	7:08
371.		Nick Brose	Peoria Notre Dame	21:23	7:08
372.		Conner Gross	St. Thomas More	21:31	7:11
373.		Dave Gmyrek	Shepard	21:44	7:15
374.		Alex Djordjevic	Stagg High School	21:45	7:15
375.		Nick Jank	Lincoln-Way West High Sch	21:46	7:16
376.	286	Jake Jennes	Bartlett	21:50	7:17
377.		Matt Ort	schaumburg high school	21:50	7:17
378.		Vince Seely	Lakes Community High Scho	21:51	7:17
379.		Andrew Casher	Lakes Community High Scho	21:51	7:17
380.		Jack Sapp	Joliet West	21:54	7:18
381.	287	T.J. Covey	Pleasant Plains	22:05	7:22
382.		Alex Bieniek	Stagg High School	22:05	7:22
383.		Ryan Tipton	Lakes Community High Scho	22:08	7:23
384.		Jacob Gregory	St. Joseph-Ogden High Sch	22:27	7:29
385.	288	Joe Smith	Nazareth Academy	22:58	7:40
386.		Rahul Prabhu	West Chicago HS	23:01	7:41
387.		Erik Larson	Riverside Brookfield	23:09	7:43
388.	289	Zach Gochee	Joliet Catholic Academy	23:15	7:45
389.		Colin Wiffler	Joliet Catholic Academy	23:25	7:49
390.		Patrick Clavey	St. Thomas More	23:50	7:57
391.		Nick O'Neal	Normal West	23:58	8:00
392.		Anthony Cruz	schaumburg high school	24:36	8:12
393.		Dan Hansel	schaumburg high school	25:18	8:26
394.	290	Gunther Hansen	Harlem	27:52	9:18
395.	291	Matt Edmier	Bartlett	28:22	9:28
396.	292	Noah Tyler	limestone	33:51	11:17
397.		Andy Philipose	John Hersey High School	34:32	11:31

East Peoria Invitational

September 22, 2012

Boys Varsity

O'All Place	Adj Place	Bib No	Name	Team	Time	Pace	Year
1	1	322	Jonathan Schaap	Mahomet-Seymour	14:58.00	5:04/M	SR
2	2	323	Forrest Smoes	Mahomet-Seymour	15:14.00	5:10/M	JR
3	3	81	Marc Dubrick	DeKalb HS	15:20.00	5:12/M	SR
4	4	553	Josh McCoy	Pontiac	15:28.00	5:15/M	JR
5	5	7	Keith Meyer	Bloomington	15:39.00	5:18/M	SR
6	6	552	Zac Justus	Pontiac	15:39.00	5:18/M	JR
7	7	321	Ethan Russell	Mahomet-Seymour	15:40.00	5:19/M	JR
8	8	163	Brydon Groves-Scott	Edwardsville	15:42.00	5:19/M	SO
9	9	176	Chad Maxwell	Edwardsville	15:43.00	5:20/M	SR
10	10	193	Ethan Townzen	Edwardsville	15:44.00	5:20/M	FR
11	11	554	Shawn Milhauser	Pontiac	15:48.00	5:21/M	SR
12	12	33	Chad French	Canton	15:49.00	5:22/M	SR
13	13	145	jacob Vangunten	East Peoria	15:49.00	5:22/M	SR
14	14	132	matt Church	East Peoria	15:51.00	5:22/M	SO
15	15	313	Alex Keeble	Mahomet-Seymour	15:54.00	5:23/M	FR
16	16	86	Isaac Heitanen	DeKalb HS	15:57.00	5:24/M	JR
17	17	160	Ryker Frohock	Edwardsville	16:00.00	5:25/M	SR
18	18	271	thomas thornton	Limestone	16:02.00	5:26/M	SO
19	19	90	Patrick Martin	DeKalb HS	16:03.00	5:26/M	SR
20	20	486	Kris Clark	Pekin	16:09.00	5:28/M	JR
21	21	237	David Whittle	Galesburg	16:14.00	5:30/M	JR
22	22	56	Kain Shirley	Champaign Central	16:16.00	5:31/M	SR
23	23	2	Sam Doud	Bloomington	16:16.00	5:31/M	JR
24	24	326	James Williams	Mahomet-Seymour	16:19.00	5:32/M	JR
25	25	89	Colin Martin	DeKalb HS	16:21.00	5:33/M	SR
26	26	189	Wes Schoenthal	Edwardsville	16:22.00	5:33/M	SO
27	27	187	Zain Pyarali	Edwardsville	16:22.00	5:33/M	SO
28	28	485	Austin Cash	Pekin	16:22.00	5:33/M	SO
29	29	421	Tanner Kuenneth	Normal Community	16:22.00	5:33/M	JR
30	30	495	Nathan Mefford	Pekin	16:34.00	5:37/M	SR
31	31	348	Andrew Porter	Normal (University)	16:37.00	5:38/M	JR
32	32	305	Chris Carlton	Mahomet-Seymour	16:39.00	5:39/M	JR
33	33	94	TJ Neidel	DeKalb HS	16:43.00	5:40/M	SR
34	34	83	Tyler Greenwood	DeKalb HS	16:44.00	5:40/M	SR
35	35	328	William Wolf	Mahomet-Seymour	16:46.00	5:41/M	SO
36	(> 7)	307	Matthew Chupp	Mahomet-Seymour	16:49.00	5:42/M	SR
37	36	525	Derek Heerman	Peoria High	16:50.00	5:42/M	SO
38	37	59	Corey White	Champaign Central	16:52.00	5:43/M	JR
39	38	560	Rice Breon	Richwoods	16:53.00	5:43/M	SR

40	39	356 Andrew Walch	Normal (University)	16:53.00	5:43/M	SO
41	(> 7)	314 Jake Keller	Mahomet-Seymour	16:54.00	5:44/M	FR
42	40	551 Ryan Ingram	Pontiac	16:55.00	5:44/M	SR
43	(> 7)	304 Bobby Butler	Mahomet-Seymour	16:55.00	5:44/M	SR
44	41	496 Travis Park	Pekin	16:56.00	5:44/M	SR
45	42	135 Cody Giebelhausen	East Peoria	16:58.00	5:45/M	SO
46	43	620 Seth Borrowman	Washington	16:58.00	5:45/M	SO
47	44	230 Paul Fecht	Galesburg	17:00.00	5:46/M	SR
48	45	82 Paul Fiedler	DeKalb HS	17:01.00	5:46/M	SO
49	46	6 Keith Jackson	Bloomington	17:01.00	5:46/M	SR
50	(> 7)	312 Jack Hyde	Mahomet-Seymour	17:02.00	5:46/M	FR
51	47	494 Devon McClanahan	Pekin	17:06.00	5:48/M	JR
52	48	31 Hunter O'Neill	Canton	17:07.00	5:48/M	SR
53	49	623 Jacob Castor	Washington	17:07.00	5:48/M	SR
54	50	50 Hayden Hinton	Champaign Central	17:10.00	5:49/M	JR
55	51	635 Jacob Lee	Washington	17:14.00	5:51/M	SO
56	52	417 Nathan Jones	Normal Community	17:17.00	5:52/M	JR
57	53	434 Collin Rink	Normal Community	17:19.00	5:52/M	JR
58	54	332 Michael Braun	Normal (University)	17:20.00	5:53/M	SR
59	55	141 Jake Robrts	East Peoria	17:20.00	5:53/M	SO
60	56	184 Mark O'Brien	Edwardsville	17:23.00	5:54/M	SR
61	57	492 Tate Heiple	Pekin	17:24.00	5:54/M	JR
62	(> 7)	180 Chris Miller	Edwardsville	17:26.00	5:55/M	JR
63	58	634 Wes Learned	Washington	17:27.00	5:55/M	SR
64	59	32 Sean Colgan	Canton	17:29.00	5:56/M	SR
65	(> 7)	85 Troy Harness	DeKalb HS	17:32.00	5:57/M	SR
66	60	679 MICHAEL NOVAK	Streator	17:35.00	5:58/M	SR
67	(> 7)	177 Jimmie Mayfield	Edwardsville	17:36.00	5:58/M	JR
68	61	586 Schroeder Trent	Richwoods	17:36.00	5:58/M	SR
69	62	34 Jacob Harris	Canton	17:37.00	5:58/M	JR
70	63	639 Joe Raney	Washington	17:38.00	5:59/M	SR
71	64	549 Logan Durham	Pontiac	17:39.00	5:59/M	JR
72	65	238 Jake Wolf	Galesburg	17:40.00	5:59/M	SR
73	(> 7)	315 Curt Kupferschmid	Mahomet-Seymour	17:43.00	6:00/M	JR
74	(> 7)	161 Ben Gabel	Edwardsville	17:44.00	6:01/M	SR
75	(> 7)	198 Brad Wever	Edwardsville	17:50.00	6:03/M	SR
76	(> 7)	185 Andrew Patterson	Edwardsville	17:51.00	6:03/M	SR
77	66	61 Deonte Young	Champaign Central	17:52.00	6:03/M	JR
78	67	502 Brennan Williamson	Pekin	17:54.00	6:04/M	JR
79	68	562 Barbee Dan	Richwoods	17:56.00	6:05/M	SR
80	(> 7)	159 Nick Ferarri	Edwardsville	17:57.00	6:05/M	SR
81	69	45 Nimesh Avashia	Champaign Central	17:58.00	6:05/M	JR
82	(> 7)	150 Josh Bertels	Edwardsville	17:59.00	6:06/M	JR
83	70	144 Nick Spokley	East Peoria	17:59.00	6:06/M	FR
84	(> 7)	316 Joey Magyar	Mahomet-Seymour	18:01.00	6:06/M	FR

85	71	36	Lucas Lingle	Canton	18:03.00	6:07/M	SO
86	72	550	Garrison Green	Pontiac	18:03.00	6:07/M	JR
87	73	333	Jordan Brooks	Normal (University)	18:04.00	6:07/M	SR
88	(> 7)	181	Doug Morris	Edwardsville	18:05.00	6:08/M	SO
89	(> 7)	91	Jacob Marx	DeKalb HS	18:06.00	6:08/M	SR
90	74	136	Nick Hiller	East Peoria	18:07.00	6:08/M	JR
91	75	521	Arian Anderson	Peoria High	18:07.00	6:08/M	SO
92	76	352	Alexander Su	Normal (University)	18:11.00	6:10/M	JR
93	77	140	Auston Mcgraugh	East Peoria	18:14.00	6:11/M	SR
94	(< 5)	683	Cain Patterson	Manual	18:14.00	6:11/M	SR
95	(> 7)	194	Jacob Trueb	Edwardsville	18:15.00	6:11/M	JR
96	(> 7)	188	Chandler Reed	Edwardsville	18:16.00	6:12/M	JR
97	(> 7)	317	Mason McAnally	Mahomet-Seymour	18:18.00	6:12/M	FR
98	78	437	Matt Slein	Normal Community	18:18.00	6:12/M	SR
99	(> 7)	196	Logan Weshinsky	Edwardsville	18:21.00	6:13/M	SR
100	79	579	Foulk Ryan	Richwoods	18:25.00	6:15/M	JR
101	80	575	Frager Mitch	Richwoods	18:26.00	6:15/M	SR
102	81	339	Tyler Gillam	Normal (University)	18:27.00	6:15/M	JR
103	(> 7)	318	Daniel Middendorf	Mahomet-Seymour	18:28.00	6:16/M	JR
104	82	428	Jordan Page	Normal Community	18:31.00	6:17/M	JR
105	83	571	Metz Justin	Richwoods	18:34.00	6:18/M	SR
106	84	640	David Sabotta	Washington	18:34.00	6:18/M	FR
107	85	10	Brendan Rasa	Bloomington	18:36.00	6:18/M	JR
108	(> 7)	199	Aaron Wilkinson	Edwardsville	18:39.00	6:19/M	JR
109	86	585	Shoopman Travis	Richwoods	18:40.00	6:20/M	SR
110	(> 7)	148	Zack Zells	East Peoria	18:50.00	6:23/M	SR
111	(> 7)	157	Collin Christ	Edwardsville	18:52.00	6:24/M	JR
112	87	419	Taimur Khusro	Normal Community	18:53.00	6:24/M	JR
113	88	229	Cody Easley	Galesburg	18:56.00	6:25/M	SR
114	89	334	Danny Bugg	Normal (University)	19:00.00	6:26/M	SR
115	(> 7)	306	Nathaniel Cebulski	Mahomet-Seymour	19:00.00	6:26/M	JR
116	90	35	Dillon Lee	Canton	19:01.00	6:27/M	SR
117	91	631	Brett Grimes	Washington	19:04.00	6:28/M	SR
118	92	37	Tyler Smolczyk	Canton	19:06.00	6:28/M	SR
119	93	408	Ben Gifford	Normal Community	19:08.00	6:29/M	SR
120	94	47	Alexander Blodgett-Johnson	Champaign Central	19:10.00	6:30/M	JR
121	95	526	DeVonte Mayes	Peoria High	19:12.00	6:31/M	JR
122	(> 7)	308	Jeff Coburn	Mahomet-Seymour	19:16.00	6:32/M	JR
123	(> 7)	582	Ervin Sharod	Richwoods	19:18.00	6:33/M	JR
124	(> 7)	499	Jake Potts	Pekin	19:19.00	6:33/M	JR
125	96	3	Jonah Goughnour	Bloomington	19:22.00	6:34/M	FR
126	(> 7)	621	David Bouton	Washington	19:25.00	6:35/M	SR
127	(> 7)	643	Garrett Woodall	Washington	19:31.00	6:37/M	SR
128	(> 7)	633	Michael Lahood	Washington	19:32.00	6:37/M	FR
129	(> 7)	435	Dominic Rivera	Normal Community	19:32.00	6:37/M	JR
130	97	678	KYLE MESARCHIK	Streator	19:33.00	6:38/M	SO

131	98	273 brody williams	Limestone	19:34.00	6:38/M	SO
132	(> 7)	489 Noah Dean	Pekin	19:41.00	6:40/M	SR
133	(> 7)	399 Drew Burningham	Normal Community	19:45.00	6:42/M	SR
134	99	257 wyatt carey	Limestone	19:46.00	6:42/M	JR
135	100	267 justin reavley	Limestone	19:47.00	6:42/M	SO
136	(> 7)	632 Lance Hefner	Washington	19:53.00	6:44/M	FR
137	(> 7)	336 Tallon Chambers	Normal (University)	19:56.00	6:45/M	SR
138	(> 7)	155 Jack Cann	Edwardsville	19:59.00	6:46/M	JR
139	(> 7)	627 Nolan Gillies	Washington	20:02.00	6:47/M	SO
140	101	51 Andrew Hopper	Champaign Central	20:03.00	6:48/M	JR
141	(> 7)	580 Kasky Shane	Richwoods	20:03.00	6:48/M	SR
142	102	555 Riley Sholders	Pontiac	20:04.00	6:48/M	FR
143	(> 7)	195 Andy VanZandt	Edwardsville	20:04.00	6:48/M	JR
144	(> 7)	303 Kyle Appelquist	Mahomet-Seymour	20:11.00	6:51/M	JR
145	(> 7)	630 Chet Griffith	Washington	20:12.00	6:51/M	JR
146	(> 7)	498 Ben Potts	Pekin	20:14.00	6:52/M	JR
147	(> 7)	311 Ryan Huff	Mahomet-Seymour	20:23.00	6:55/M	SO
148	(> 7)	622 Chad Cagle	Washington	20:24.00	6:55/M	SR
149	(> 7)	637 Tyler Pfeifer	Washington	20:25.00	6:55/M	SR
150	(> 7)	625 Ethan Danks	Washington	20:27.00	6:56/M	SR
151	(> 7)	401 Matt Christopherson	Normal Community	20:28.00	6:56/M	JR
152	103	677 LOGAN MANN	Streator	20:29.00	6:57/M	SO
153	(> 7)	641 Dakota Sherwood	Washington	20:34.00	6:58/M	SO
154	104	680 RHYS O'BRIEN	Streator	20:34.00	6:58/M	SR
155	(> 7)	564 Sherman-Hayes Evan	Richwoods	20:36.00	6:59/M	SR
156	105	671 CALE ADAMS	Streator	20:39.00	7:00/M	FR
157	106	673 LOGAN BUNDY	Streator	20:40.00	7:00/M	FR
158	(> 7)	626 Patrick Danley	Washington	20:43.00	7:01/M	SR
159	107	227 Micheal Anderson	Galesburg	20:50.00	7:04/M	JR
160	(> 7)	503 Derek Wolfe	Pekin	20:51.00	7:04/M	JR
161	(> 7)	413 Jack Hoeniges	Normal Community	20:53.00	7:05/M	SR
162	108	674 SIMON CRUZ	Streator	20:53.00	7:05/M	JR
163	(> 7)	58 Andrew Spohrer	Champaign Central	20:54.00	7:05/M	SR
164	(> 7)	427 Nick Otto	Normal Community	20:57.00	7:06/M	SR
165	(> 7)	501 Caleb Rumpel	Pekin	20:57.00	7:06/M	JR
166	(> 7)	566 Beckler Ian	Richwoods	21:01.00	7:07/M	JR
167	(> 7)	179 Chris McLaughlin	Edwardsville	21:04.00	7:08/M	JR
168	(> 7)	410 Joel Gordon	Normal Community	21:06.00	7:09/M	SR
169	(> 7)	402 Luke Dao	Normal Community	21:09.00	7:10/M	SR
170	(> 7)	147 Jessie Whittmen	East Peoria	21:15.00	7:12/M	JR
171	(> 7)	325 Christopher Williams	Mahomet-Seymour	21:20.00	7:14/M	SO
172	(> 7)	642 Kyle Smeltzer	Washington	21:33.00	7:18/M	JR
173	(> 7)	310 Niko Householder	Mahomet-Seymour	21:36.00	7:19/M	FR
174	(> 7)	676 STEVEN LAWLESS	Streator	21:45.00	7:22/M	JR
175	109	260 randy forbis	Limestone	21:50.00	7:24/M	JR
176	(> 7)	319 Kenny Pauley	Mahomet-Seymour	21:56.00	7:26/M	SO

177	(> 7)	619 Chase Beamer	Washington	22:17.00	7:33/M	SO
178	(> 7)	340 John Ryan Hamilton	Normal (University)	22:21.00	7:35/M	SR
179	110	233 Dan Hendrickson	Galesburg	22:23.00	7:35/M	SR
180	(> 7)	442 Chance Utkin	Normal Community	22:33.00	7:39/M	JR
181	(> 7)	134 Ryan Gale	East Peoria	22:36.00	7:40/M	JR
182	111	524 Stephen Grayer	Peoria High	22:39.00	7:41/M	SR
183	(> 7)	481 Derek Beaupre	Pekin	22:41.00	7:41/M	SR
184	(> 7)	624 Jeremy Castor	Washington	22:42.00	7:42/M	FR
185	(> 7)	186 Michael Powell	Edwardsville	22:42.00	7:42/M	JR
186	112	527 Jaquavis Sanders	Peoria High	22:46.00	7:43/M	SR
187	113	528 Nick Smith	Peoria High	22:47.00	7:43/M	SO
188	(> 7)	327 John Williams	Mahomet-Seymour	22:49.00	7:44/M	SR
189	(> 7)	414 Evan Hrouda	Normal Community	23:29.00	7:58/M	JR
190	(> 7)	629 Noah Glick	Washington	24:04.00	8:09/M	JR
191	(> 7)	577 Linehan Patrick	Richwoods	24:32.00	8:19/M	JR
192	(> 7)	497 Tim Phan	Pekin	24:37.00	8:21/M	JR
193	(> 7)	192 Andrew Stratmann	Edwardsville	24:49.00	8:25/M	SR
194	(> 7)	490 Hunter Dunn	Pekin	24:53.00	8:26/M	JR
195	(> 7)	396 Brandon Adelman	Normal Community	26:02.00	8:49/M	SR
196	(> 7)	618 Samuel Atkins	Washington	27:55.00	9:28/M	FR
197	(> 7)	672 BISHOP AMELL	Streator	29:25.00	9:58/M	SR

**Team Summary Report - Boys
Boys Varsity**

Place	Team	Top 5 Places	---- Finishers ----						
			1	2	3	4	5	6*	7*
1	9 Mahomet-Seymour	49	1	2	7	15	24	32	35
	<i>Top 5 Times: 15:37.00</i>								
2	6 Edwardsville	70	8	9	10	17	26	27	56
	<i>Top 5 Times: 15:54.20</i>								
3	4 DeKalb HS	96	3	16	19	25	33	34	45
	<i>Top 5 Times: 16:04.80</i>								
4	14 Pontiac	125	4	6	11	40	64	72	102
	<i>Top 5 Times: 16:17.80</i>								
5	12 Pekin	166	20	28	30	41	47	57	67
	<i>Top 5 Times: 16:37.40</i>								
6	5 East Peoria	194	13	14	42	55	70	74	77
	<i>Top 5 Times: 16:47.40</i>								
7	3 Champaign Central	244	22	37	50	66	69	94	101
	<i>Top 5 Times: 17:13.60</i>								
8	2 Canton	252	12	48	59	62	71	90	92

Top 5 Times: 17:13.00

9	1	Bloomington	255	5	23	46	85	96		
		<i>Top 5 Times: 17:22.80</i>								
10	17	Washington	264	43	49	51	58	63	84	91
		<i>Top 5 Times: 17:16.80</i>								
11	10	Normal (University)	273	31	39	54	73	76	81	89
		<i>Top 5 Times: 17:25.00</i>								
12	11	Normal Community	294	29	52	53	78	82	87	93
		<i>Top 5 Times: 17:33.40</i>								
13	7	Galesburg	325	21	44	65	88	107	110	
		<i>Top 5 Times: 18:08.00</i>								
14	15	Richwoods	326	38	61	68	79	80	83	86
		<i>Top 5 Times: 17:51.20</i>								
15	8	Limestone	424	18	98	99	100	109		
		<i>Top 5 Times: 19:23.80</i>								
16	13	Peoria High	429	36	75	95	111	112	113	
		<i>Top 5 Times: 19:54.80</i>								
17	18	Streator	469	60	97	103	104	105	106	108
		<i>Top 5 Times: 19:46.00</i>								
Inc.	19	Manual		1 finishers						

Boys Fr/So

<u>O'All</u>	<u>Adj</u>	<u>Bib</u>	<u>Name</u>	<u>Team</u>	<u>Time</u>	<u>Pace</u>	<u>Year</u>
<u>Place</u>	<u>Place</u>	<u>No</u>					
1	1	430	Austin Peters	Normal Community	16:11.00	5:29/M	SO
2	2	431	Jared Peters	Normal Community	16:13.00	5:30/M	SO
3	3	441	Mitch Turner	Normal Community	16:52.00	5:43/M	FR
4	4	191	Joe Shannon	Edwardsville	16:54.00	5:44/M	SO
5	5	443	David Zimmerman	Normal Community	16:59.00	5:45/M	SO
6	6	164	Hunter Hessler	Edwardsville	17:01.00	5:46/M	SO
7	(< 5)	258	matt carr	Limestone	17:05.00	5:47/M	FR
8	7	172	Jay Lickert	Edwardsville	17:16.00	5:51/M	SO
9	8	175	Dalton Masterson	Edwardsville	17:21.00	5:53/M	SO
10	9	411	Grant Guimond	Normal Community	17:24.00	5:54/M	SO
11	(< 5)	57	Henry Sills	Champaign Central	17:31.00	5:56/M	FR
12	(< 5)	262	parker herz	Limestone	17:32.00	5:57/M	FR

13	10	162 Zach Gabel	Edwardsville	17:39.00	5:59/M	SO
14	11	583 Ratton Shawn	Richwoods	17:40.00	5:59/M	SO
15	12	335 Gage Burton	Normal (University)	17:41.00	6:00/M	SO
16	13	355 Aidan Vaughn	Normal (University)	17:46.00	6:01/M	FR
17	14	341 Cameron Herbert	Normal (University)	17:47.00	6:02/M	FR
18	15	342 Jordan Ho	Normal (University)	17:47.00	6:02/M	FR
19	(< 5)	603 Carter Huff	Urbana	17:49.00	6:02/M	FR
20	16	482 Dustin Bennett	Pekin	17:52.00	6:03/M	SO
21	17	424 Ben Lawrence	Normal Community	18:04.00	6:07/M	SO
22	18	158 Connor Dunaway	Edwardsville	18:19.00	6:13/M	SO
23	(< 5)	49 Hayden Garrison	Champaign Central	18:24.00	6:14/M	FR
24	(< 5)	46 John Bien	Champaign Central	18:24.00	6:14/M	SO
25	19	95 Nick Rigas	DeKalb HS	18:28.00	6:16/M	FR
26	20	80 David Buller	DeKalb HS	18:32.00	6:17/M	FR
27	21	236 Joseph Stewart	Galesburg	18:39.00	6:19/M	FR
28	22	149 Nick Aramowicz	Edwardsville	18:44.00	6:21/M	FR
29	23	100 Nate Wellendorf	DeKalb HS	18:46.00	6:22/M	SO
30	24	96 Richie Sakharouk	DeKalb HS	18:48.00	6:22/M	FR
31	25	397 Andrew Bates	Normal Community	18:50.00	6:23/M	SO
32	(> 7)	412 Tyler Heinold	Normal Community	18:56.00	6:25/M	SO
33	(> 7)	420 Zach Kosinski	Normal Community	18:59.00	6:26/M	FR
34	26	235 Tanner owen	Galesburg	19:00.00	6:26/M	FR
35	(< 5)	60 Payton Woods	Champaign Central	19:01.00	6:27/M	FR
36	27	87 Alex Irick	DeKalb HS	19:02.00	6:27/M	FR
37	28	572 Patel-O'Connor Kiran	Richwoods	19:04.00	6:28/M	FR
38	29	231 Bryce Fenton	Galesburg	19:05.00	6:28/M	SO
39	30	232 Bricyn Healy	Galesburg	19:07.00	6:29/M	FR
40	(< 5)	270 john thomson	Limestone	19:08.00	6:29/M	SO
41	31	337 Martin Coughlin	Normal (University)	19:16.00	6:32/M	SO
42	32	97 Cameron Shotton	DeKalb HS	19:17.00	6:32/M	FR
43	33	234 Allen Massey	Galesburg	19:18.00	6:33/M	SO
44	(> 7)	174 Joel Magee	Edwardsville	19:20.00	6:33/M	SO
45	34	558 McElrath Anthoni	Richwoods	19:20.00	6:33/M	SO
46	35	493 Robert Lawrence	Pekin	19:21.00	6:34/M	FR
47	36	359 Teague Williamson	Normal (University)	19:25.00	6:35/M	SO
48	(> 7)	426 Ganesh Maduraiveeran	Normal Community	19:25.00	6:35/M	FR
49	37	330 Jared Bakken	Normal (University)	19:28.00	6:36/M	SO
50	38	92 Josh May	DeKalb HS	19:28.00	6:36/M	SO
51	(> 7)	346 Alex Morris	Normal (University)	19:36.00	6:39/M	FR
52	(> 7)	165 Steven Hogg	Edwardsville	19:36.00	6:39/M	SO
53	(> 7)	422 Patrick Laffey	Normal Community	19:38.00	6:39/M	SO
54	39	487 Derek Cooksey	Pekin	19:39.00	6:40/M	SO
55	(> 7)	398 Collin Bryant	Normal Community	19:43.00	6:41/M	SO
56	(> 7)	183 Drew Nolen	Edwardsville	19:45.00	6:42/M	SO
57	(> 7)	423 Lucas Lasher	Normal Community	19:45.00	6:42/M	FR
58	(> 7)	404 John Escobar	Normal Community	19:45.00	6:42/M	SO
59	(> 7)	84 Granger Gridley	DeKalb HS	19:51.00	6:44/M	SO

60	(< 5)	605	Michael Rodriguez	Urbana	19:52.00	6:44/M	SO
61	(< 5)	604	Willie Powers	Urbana	20:02.00	6:47/M	FR
62	(> 7)	99	Alex Wang	DeKalb HS	20:14.00	6:52/M	FR
63	40	567	Patacsil Jace	Richwoods	20:15.00	6:52/M	FR
64	(< 5)	143	Zack SMith	East Peoria	20:23.00	6:55/M	SO
65	(> 7)	197	Seth Weshinsky	Edwardsville	20:31.00	6:57/M	FR
66	(> 7)	351	Ethan Schlenker	Normal (University)	20:37.00	6:59/M	FR
67	41	581	Alphonso Shannon	Richwoods	20:38.00	7:00/M	SO
68	42	578	Arora Rishab	Richwoods	20:43.00	7:01/M	SO
69	43	573	Santigo Lorenzo	Richwoods	20:47.00	7:03/M	FR
70	(> 7)	584	Miller Tom	Richwoods	20:52.00	7:04/M	SO
71	(> 7)	345	David Mohammadi	Normal (University)	20:56.00	7:06/M	SO
72	(> 7)	433	Cameron Rink	Normal Community	21:00.00	7:07/M	FR
73	(> 7)	98	Jake Soto	DeKalb HS	21:03.00	7:08/M	SO
74	(> 7)	357	Brenda Wall	Normal (University)	21:03.00	7:08/M	FR
75	(> 7)	93	Zach Murphy	DeKalb HS	21:04.00	7:08/M	FR
76	(> 7)	557	McAfee Alex	Richwoods	21:05.00	7:09/M	SO
77	(> 7)	576	Carter Nick	Richwoods	21:06.00	7:09/M	FR
78	(> 7)	587	Tran Tyler	Richwoods	21:06.00	7:09/M	SO
79	(> 7)	588	Settelmyer Zach	Richwoods	21:08.00	7:10/M	FR
80	(> 7)	170	Kyle Krum	Edwardsville	21:11.00	7:11/M	SO
81	(> 7)	166	Pradeep Kandula	Edwardsville	21:16.00	7:13/M	FR
82	(< 5)	5	Alex Howard	Bloomington	21:17.00	7:13/M	SO
83	(> 7)	331	Chris Braun	Normal (University)	21:18.00	7:13/M	SO
84	(> 7)	438	David Stiles	Normal Community	21:19.00	7:14/M	FR
85	(< 5)	139	Izaak Maxfield	East Peoria	21:19.00	7:14/M	SO
86	(< 5)	686	Jaq. Pickett	Manual	21:20.00	7:14/M	FR
87	(< 5)	9	Andrew Pacyga	Bloomington	21:31.00	7:18/M	FR
88	(> 7)	88	Ben Martin	DeKalb HS	21:37.00	7:20/M	FR
89	44	484	Kaleb Bohannan	Pekin	21:39.00	7:20/M	SO
90	45	483	Carl Boeding	Pekin	21:51.00	7:24/M	SO
91	(> 7)	347	Andrew Ponce	Normal (University)	22:16.00	7:33/M	FR
92	(> 7)	425	Blake Macke	Normal Community	22:23.00	7:35/M	SO
93	(< 5)	138	Jacob Lewis	East Peoria	22:24.00	7:36/M	SO
94	(> 7)	154	John Brandenburg	Edwardsville	22:24.00	7:36/M	SO
95	(> 7)	432	Ben Rasch	Normal Community	22:32.00	7:38/M	FR
96	(< 5)	8	Ryan O'Daniel	Bloomington	22:39.00	7:41/M	FR
97	(< 5)	131	Edwin Bennett	East Peoria	22:40.00	7:41/M	SO
98	(< 5)	685	Josh Cummings	Manual	22:57.00	7:47/M	SO
99	(> 7)	151	Sam Bertels	Edwardsville	23:00.00	7:48/M	SO
100	(> 7)	79	Chris Boyes	DeKalb HS	23:39.00	8:01/M	FR

<u>O'All</u>	<u>Adj</u>	<u>Bib</u>	<u>Name</u>	<u>Team</u>	<u>Time</u>	<u>Pace</u>	<u>Year</u>
<u>Place</u>	<u>Place</u>	<u>No</u>					
101	(> 7)	349	Christian Prenzler	Normal (University)	23:53.00	8:06/M	FR
102	(> 7)	415	Tejas Idate	Normal Community	24:47.00	8:24/M	FR
103	(> 7)	565	Brown Holden	Richwoods	25:27.00	8:38/M	FR

104	(> 7)	436 Gabriel Schafer	Normal Community	26:09.00	8:52/M	FR
105	(> 7)	407 Josh Ghantous	Normal Community	26:51.00	9:06/M	FR
106	(> 7)	101 Jimmie Wright	DeKalb HS	27:08.00	9:12/M	SO
107	(> 7)	568 Garcia Jaren	Richwoods	27:21.00	9:16/M	SO
108	46	500 Preston Robinson	Pekin	30:29.00	10:20/M	FR

Boys Fr/So

Place	Team	Top 5 Places	---- Finishers ----						
			1	2	3	4	5	6*	7*
1	11 Normal Community	20	1	2	3	5	9	17	25
	<i>Top 5 Times: 16:43.80</i>								
2	6 Edwardsville	35	4	6	7	8	10	18	22
	<i>Top 5 Times: 17:14.20</i>								
3	10 Normal (University)	85	12	13	14	15	31	36	37
	<i>Top 5 Times: 18:03.40</i>								
4	4 DeKalb HS	113	19	20	23	24	27	32	38
	<i>Top 5 Times: 18:43.20</i>								
5	7 Galesburg	139	21	26	29	30	33		
	<i>Top 5 Times: 19:01.80</i>								
6	15 Richwoods	154	11	28	34	40	41	42	43
	<i>Top 5 Times: 19:23.40</i>								
7	12 Pekin	179	16	35	39	44	45	46	
	<i>Top 5 Times: 20:04.40</i>								
Inc.	1 Bloomington	3 finishers							
Inc.	3 Champaign Central	4 finishers							
Inc.	5 East Peoria	4 finishers							
Inc.	8 Limestone	3 finishers							
Inc.	16 Urbana	3 finishers							
Inc.	19 Manual	2 finishers							

2012 Metamora Invitational

Cross Country Invitational - October 6, 2012
Boys Varsity Team Scores

Place	Score	SCHOOL	(Total, Average, Pack Times)	
1.	62	Mahomet (M.-Seymour)	(1:16:47, 15:21.36, 1:09)	
	2	4 11 14 31	(48)	(51)
		Schaap, Smoes, Russell, Keeble, Williams, Wolf, Chupp		
2.	63	Normal (University)	(1:17:09, 15:25.71, 0:46)	
	6	8 9 13 27	(54)	(70)
		Hoskins, Bruno, Layfayette, Ward, Hill, Porter, Braun		
3.	78	Glen Ellyn (Glenbard South)	(1:17:04, 15:24.65, 1:20)	
	1	3 16 23 35	(40)	(62)
		Wold, Singleton, Kladiva, Cizek, Stoffels, Greenwell, Meade		
4.	147	Peoria (Notre Dame)	(1:19:32, 15:54.32, 0:28)	
	17	26 28 33 43	(55)	(57)
		Franciscovich, Fortin, Frow, Dvorsky, Ehrhart, Tony, Schaidle		
5.	159	Springfield (Sacred Heart-Gr	(1:19:48, 15:57.50, 0:19)	
	19	29 36 37 38	(75)	(78)
		Bluhm, Zanger, Wellman, Bluhm, Rogers, O'Shea, Kerr		
6.	167	Pontiac	(1:19:24, 15:52.76, 1:37)	
	7	10 12 61 77	(82)	(110)
		McCoy, Milhauser, Justus, Ingram, Durham, Cain, Wells		
7.	219	Pekin	(1:20:59, 16:11.79, 1:07)	
	22	25 30 63 79	(81)	(99)
		Clark, Mefford, Cash, Park, Tate, McClanahan, Williamson		
8.	233	Dunlap	(1:20:44, 16:08.72, 1:46)	
	5	45 52 58 73	(90)	(92)
		Plank, Lepp, Eberle, Holshouser, Skeels, Crespo, Ebert		
9.	246	Normal (Community)	(1:21:21, 16:16.10, 1:04)	
	21	32 49 68 76	(87)	(88)
		Peters, Peters, Kuenneth, Zimmerman, Turner, Guimond, Jones		
10.	247	Springfield	(1:21:27, 16:17.33, 1:18)	
	20	34 41 66 86	(105)	(122)
		Hoffman, Butler, Luebke, Rasmussen, Ressel, Kokkat, Hoffman		
11.	271	Metamora	(1:21:48, 16:21.45, 0:58)	
	42	44 47 53 85	(89)	(95)
		Anglin, Scheirer, Thompson, Scheirer, Crotteau, Koehrsen, Freitag		
12.	325	East Peoria	(1:23:05, 16:36.84, 1:47)	
	18	50 65 91 101	(102)	(116)
		Vangunten, Church, Giebelhausen, Roberts, McGraugh, Hiller, Sells		
13.	349	Champaign (Central)	(1:23:31, 16:42.13, 1:32)	
	24	64 67 94 100	(124)	(130)

Shirley, Avashia, White, Hinton, Young, Hopper, Spohrer

14. 393 Moline (1:24:43, 16:56.44, 1:47)
46 56 80 98 113 (129) (131)
Tuttle-Timm, Gray, Barr, Larson, Jarrin, Ewert, Atkinson
15. 399 Stanford (Olympia) (1:24:50, 16:57.92, 2:01)
15 72 97 106 109 (117)
Vandyke, Evelsizer, Weseloh, Thurman, Berube, Brown
16. 408 Washington (1:25:52, 17:10.26, 2:26)
59 69 74 83 123 (125) (126)
Manzella, Castor, Learned, Raney, Bouton, Peifer,
Woodall
17. 451 Peoria (Richwoods) (1:25:46, 17:09.14, 0:53)
71 84 93 96 107 (111) (118)
Rice, Rice, Schroeder, Barbee, Frager, Shoopman, Foulk
18. 486 Macomb (1:28:02, 17:36.21, 3:12)
39 103 104 112 128 (134) (135)
Cavett, Knicl, Huff, Thomas, Brock, Schmidt, Maisch
19. 560 Mackinaw (Deer Creek) (1:32:44, 18:32.76, 3:26)
60 119 121 127 133 (137)
Anderson, Brodahl, Carnicle, Valentine, Mathis, Vincent
20. 596 Mason City (Illini Central) (1:35:10, 19:01.81, 5:16)
108 114 115 120 139
Albers, Thompson, Caggiano, Kirby, Hull
21. 687 Bartonville (Limestone) (1:54:46, 22:57.13, 6:40)
132 136 138 140 141
Newton, Forbis, Thompson, Garske, Hess

Cross Country Invitational - October 6, 2012
Boys Varsity Individual Results

Place	TmPl	FIRST	YE	SCHOOL	RACE4	Pace
1.	1	John Wold	11	Glen Ellyn (Glenbard South)	14:42	5:00
2.	2	Jonathan Schaap	12	Mahomet (M.-Seymour)	14:51	5:03
3.	3	Joe Singleton	11	Glen Ellyn (Glenbard South)	14:53	5:04
4.	4	Forrest Smoes	11	Mahomet (M.-Seymour)	14:58	5:06
5.	5	Zach Plank	12	Dunlap	15:02	5:07
6.	6	Brendan Hoskins	12	Normal (University)	15:08	5:09
7.	7	Josh McCoy	11	Pontiac	15:15	5:12
8.	8	Adam Bruno	12	Normal (University)	15:18	5:13
9.	9	Jd Layfayette	11	Normal (University)	15:20	5:13
10.	10	Shawn Milhauser	12	Pontiac	15:23	5:14
11.	11	Ethan Russell	11	Mahomet (M.-Seymour)	15:25	5:15
12.	12	Zac Justus	11	Pontiac	15:27	5:16
13.	13	Wesley Ward	12	Normal (University)	15:32	5:17
14.		Madison Velcheck	11	Decatur (St. Teresa)	15:35	5:18
15.	14	Alex Keeble	9	Mahomet (M.-Seymour)	15:36	5:19
16.	15	Ryan Vandyke	11	Stanford (Olympia)	15:37	5:19
17.	16	Andrew Kladiva	11	Glen Ellyn (Glenbard South)	15:40	5:20
18.	17	Tyler Franciscovich	12	Peoria (Notre Dame)	15:40	5:20
19.	18	Jacob Vangunten	12	East Peoria	15:41	5:20
20.	19	Ethan Bluhm	10	Springfield (Sacred Heart-Gr	15:45	5:22
21.	20	Nathan Hoffman	12	Springfield	15:47	5:22

22.	21 Jared Peters	10 Normal (Community)	15:47	5:23
23.	22 Kris Clark	11 Pekin	15:47	5:23
24.	23 Mark Cizek	12 Glen Ellyn (Glenbard South)	15:49	5:23
25.	24 Kain Shirley	12 Champaign (Central)	15:51	5:24
26.	25 Nathan Mefford	12 Pekin	15:52	5:24
27.	26 Chris Fortin	11 Peoria (Notre Dame)	15:53	5:24
28.	27 Eli Hill	10 Normal (University)	15:53	5:25
29.	28 Ryan Frow	11 Peoria (Notre Dame)	15:54	5:25
30.	29 Justin Zanger	10 Springfield (Sacred Heart-Gr	15:56	5:26
31.	30 Austin Cash	10 Pekin	15:58	5:26
32.	31 James Williams	11 Mahomet (M.-Seymour)	15:59	5:26
33.	32 Austin Peters	10 Normal (Community)	15:59	5:27
34.	33 Matt Dvorsky	12 Peoria (Notre Dame)	16:00	5:27
35.	34 William Butler	12 Springfield	16:02	5:27
36.	35 Tom Stoffels	12 Glen Ellyn (Glenbard South)	16:02	5:27
37.	36 Elek Wellman	11 Springfield (Sacred Heart-Gr	16:03	5:28
38.	37 Jon Bluhm	11 Springfield (Sacred Heart-Gr	16:03	5:28
39.	38 Sam Rogers	10 Springfield (Sacred Heart-Gr	16:03	5:28
40.	39 Jack Cavett	12 Macomb	16:03	5:28
41.	40 Erik Greenwell	12 Glen Ellyn (Glenbard South)	16:04	5:28
42.	41 Grant Luebkemann	10 Springfield	16:04	5:28
43.	Derek Heerman	10 Peoria High School	16:06	5:29
44.	42 Joel Anglin	11 Metamora	16:07	5:29
45.	43 Ted Ehrhart	12 Peoria (Notre Dame)	16:08	5:29
46.	44 Nathan Scheirer	12 Metamora	16:08	5:30
47.	45 Everett Lepp	12 Dunlap	16:09	5:30
48.	46 Matt Tuttle-Timm	12 Moline	16:09	5:30
49.	47 Kyle Thompson	12 Metamora	16:11	5:30
50.	48 William Wolf	10 Mahomet (M.-Seymour)	16:12	5:31
51.	49 Tanner Kuenneth	11 Normal (Community)	16:12	5:31
52.	50 Matt Church	10 East Peoria	16:14	5:32
53.	David Whittle	Glaesburg	16:16	5:32
54.	51 Matthew Chupp	12 Mahomet (M.-Seymour)	16:18	5:33
55.	52 John Eberle	11 Dunlap	16:20	5:34
56.	53 Travis Scheirer	11 Metamora	16:20	5:34
57.	54 Andrew Porter	11 Normal (University)	16:21	5:34
58.	55 Stephen Tony	12 Peoria (Notre Dame)	16:21	5:34
59.	John Davis	12 Lincoln	16:24	5:35
60.	56 Zach Gray	11 Moline	16:26	5:36
61.	57 Aaron Schaidle	12 Peoria (Notre Dame)	16:26	5:36
62.	Chris Calton	11 Mahomet (M.-Seymour)	16:27	5:36
63.	58 Anthony Holshouser	11 Dunlap	16:29	5:37
64.	59 Louie Manzella	12 Washington	16:29	5:37
65.	60 Forest Anderson	11 Mackinaw (Deer Creek)	16:30	5:37
66.	61 Ryan Ingram	12 Pontiac	16:30	5:37
67.	62 Joe Meade	11 Glen Ellyn (Glenbard South)	16:30	5:37
68.	63 Travis Park	12 Pekin	16:31	5:37
69.	64 Nimesh Avashia	11 Champaign (Central)	16:31	5:37
70.	65 Cody Giebelhausen	10 East Peoria	16:32	5:38
71.	66 Amir Rasmussen	11 Springfield	16:32	5:38
72.	67 Corey White	11 Champaign (Central)	16:32	5:38
73.	68 David Zimmerman	10 Normal (Community)	16:33	5:38
74.	Jackson Powell	10 Mahomet (M.-Seymour)	16:33	5:38
75.	Luke Lahood	12 Peoria (Notre Dame)	16:37	5:40
76.	69 Jake Castor	12 Washington	16:38	5:40
77.	70 Michael Braun	12 Normal (University)	16:39	5:40
78.	71 Breon Rice	12 Peoria (Richwoods)	16:41	5:41
79.	72 Tom Evelsizer	11 Stanford (Olympia)	16:45	5:42
80.	73 Thomas Skeels	10 Dunlap	16:47	5:43
81.	Paul Fecht	Galesburg	16:48	5:43
82.	74 Wes Learned	12 Washington	16:49	5:44
83.	75 Matt O'Shea	11 Springfield (Sacred Heart-Gr	16:50	5:44
84.	Curt Kupferschmid	11 Mahomet (M.-Seymour)	16:51	5:44

85.	76 Mitch Turner	9 Normal (Community)	16:51	5:44
86.	77 Logan Durham	11 Pontiac	16:52	5:44
87.	78 Mitch Kerr	11 Springfield (Sacred Heart-Gr	16:52	5:44
88.	Connor Ford	12 Springfield (Sacred Heart-Gr	16:52	5:45
89.	Bobby Butler	12 Mahomet (M.-Seymour)	16:53	5:45
90.	79 Heiple Tate	11 Pekin	16:53	5:45
91.	80 Jake Barr	11 Moline	16:55	5:46
92.	81 Devon McClanahan	11 Pekin	16:57	5:46
93.	Jake Keller	9 Mahomet (M.-Seymour)	16:59	5:47
94.	82 Brayden Cain	12 Pontiac	17:00	5:47
95.	83 Joe Raney	12 Washington	17:02	5:48
96.	84 Brandon Rice	11 Peoria (Richwoods)	17:03	5:48
97.	85 John Crotteau	9 Metamora	17:04	5:49
98.	86 Kevin Ressel	12 Springfield	17:04	5:49
99.	87 Grant Guimond	10 Normal (Community)	17:04	5:49
100.	88 Nathan Jones	11 Normal (Community)	17:05	5:49
101.	Jack Hyde	9 Mahomet (M.-Seymour)	17:06	5:49
102.	Joey Gedwell	9 Glen Ellyn (Glenbard South)	17:08	5:50
103.	89 William Koehrsen	11 Metamora	17:09	5:50
104.	90 Evan Crespo	12 Dunlap	17:10	5:51
105.	Jake Wolf	Galesburg	17:10	5:51
106.	91 Jake Roberts	10 East Peoria	17:11	5:51
107.	92 Matt Ebert	12 Dunlap	17:14	5:52
108.	93 Trent Schroeder	12 Peoria (Richwoods)	17:15	5:52
109.	94 Hayden Hinton	11 Champaign (Central)	17:15	5:52
110.	95 Logan Freitag	12 Metamora	17:16	5:53
111.	Caleb Neumann	12 Metamora	17:16	5:53
112.	Kolby Briggs	12 Jacksonville	17:16	5:53
113.	96 Dan Barbee	12 Peoria (Richwoods)	17:16	5:53
114.	David Sibert	11 Jacksonville	17:18	5:54
115.	97 Ryan Weseloh	12 Stanford (Olympia)	17:19	5:54
116.	98 Jared Larson	12 Moline	17:19	5:54
117.	Ben Meyer	11 Dunlap	17:20	5:54
118.	Jordan Brooks	12 Normal (University)	17:21	5:54
119.	Alex McKenzie	11 Peoria (Notre Dame)	17:22	5:55
120.	Richard Escobar	11 Normal (Community)	17:23	5:55
121.	99 Brennan Williamson	11 Pekin	17:23	5:55
122.	100 Deonte Young	11 Champaign (Central)	17:23	5:55
123.	Patrick Vieck	11 Metamora	17:25	5:56
124.	Cameron Rohman	12 Dunlap	17:25	5:56
125.	Aaron Fyalka	11 Springfield (Sacred Heart-Gr	17:25	5:56
126.	Benji Addai	11 Decatur (St. Teresa)	17:26	5:56
127.	Ben Lawrence	10 Normal (Community)	17:27	5:56
128.	101 Auston McGraugh	12 East Peoria	17:28	5:57
129.	102 Nick Hiller	11 East Peoria	17:29	5:57
130.	Dustin Bennett	10 Pekin	17:29	5:57
131.	Joey Magyar	9 Mahomet (M.-Seymour)	17:30	5:58
132.	103 Scott Knicl	12 Macomb	17:31	5:58
133.	104 Owen Huff	11 Macomb	17:31	5:58
134.	105 Jason Kokkat	12 Springfield	17:32	5:58
135.	106 Chase Thurman	11 Stanford (Olympia)	17:32	5:58
136.	Alexander Su	11 Normal (University)	17:32	5:58
137.	Jason Lynn	11 Metamora	17:33	5:58
138.	107 Mitch Frager	12 Peoria (Richwoods)	17:33	5:59
139.	Ian Todd	12 Normal (University)	17:34	5:59
140.	Cody Stewart	11 Jacksonville	17:35	5:59
141.	108 Ean Albers	12 Mason City (Illini Central)	17:37	6:00
142.	Blake Heintzelman	12 Metamora	17:38	6:00
143.	109 Mathieu Berube	11 Stanford (Olympia)	17:38	6:00
144.	Bryce Glancy	11 Normal (Community)	17:38	6:00
145.	Nick Conner	11 Peoria (Notre Dame)	17:39	6:00
146.	110 Kori Wells	11 Pontiac	17:40	6:01
147.	111 Travis Shoopman	12 Peoria (Richwoods)	17:40	6:01

148.	112	Darius Thomas	12 Macomb	17:43	6:02
149.		Garrison Green	11 Pontiac	17:43	6:02
150.		Matt Crotteau	9 Metamora	17:44	6:02
151.		Daniel Middendorf	11 Mahomet (M.-Seymour)	17:44	6:02
152.		Josh Lees	11 Peoria (Notre Dame)	17:45	6:03
153.		Mason McAnally	9 Mahomet (M.-Seymour)	17:45	6:03
154.		Cain Patterson	SR Manual HS	17:46	6:03
155.		Jakob Potts	10 Pekin	17:48	6:04
156.		Mark Derhake	11 Springfield (Sacred Heart-Gr	17:50	6:04
157.		Arian Anderson	10 Peoria High School	17:51	6:05
158.		Ted Luker	11 Springfield (Sacred Heart-Gr	17:52	6:05
159.	113	Mike Jarrin	12 Moline	17:55	6:06
160.		Ryan McMorrow	12 Metamora	17:56	6:06
161.		Ben Gifford	12 Normal (Community)	17:56	6:06
162.	114	Jesse Thompson	11 Mason City (Illini Central)	17:58	6:07
163.		Steve Arnold	11 Metamora	17:59	6:07
164.		Devonte Mayes	11 Peoria High School	18:02	6:08
165.	115	Colin Caggiano	11 Mason City (Illini Central)	18:04	6:09
166.	116	Zack Sells	12 East Peoria	18:05	6:09
167.	117	Justin Brown	11 Stanford (Olympia)	18:08	6:10
168.		Jesse De Castro	11 Springfield (Sacred Heart-Gr	18:08	6:10
169.		Taimur Khusro	11 Normal (Community)	18:09	6:11
170.		Parker Gaudio	12 Metamora	18:10	6:11
171.		Josh Montague	11 Decatur (St. Teresa)	18:10	6:11
172.		Tyler Gillam	11 Normal (University)	18:11	6:11
173.	118	Ryan Foulk	11 Peoria (Richwoods)	18:14	6:12
174.		Michael Baker	12 Dunlap	18:19	6:14
175.		Jackson Ward	11 Metamora	18:23	6:16
176.	119	Luke Brodahl	10 Mackinaw (Deer Creek)	18:24	6:16
177.		Jeff Coburn	11 Mahomet (M.-Seymour)	18:28	6:17
178.		Stephen Murphy	11 Metamora	18:30	6:18
179.		Zak Konie	12 Metamora	18:30	6:18
180.		Nathaniel Cebulski	11 Mahomet (M.-Seymour)	18:33	6:19
181.		Danny Bugg	12 Normal (University)	18:34	6:19
182.		Kodey Harrison	12 Dunlap	18:36	6:20
183.		Pierce Yu	12 Springfield (Sacred Heart-Gr	18:40	6:21
184.		Kyle Appelquist	11 Mahomet (M.-Seymour)	18:41	6:21
185.		Dominic Rivera	11 Normal (Community)	18:41	6:22
186.	120	Noah Kirby	12 Mason City (Illini Central)	18:41	6:22
187.		Ryan Huff	10 Mahomet (M.-Seymour)	18:46	6:23
188.	121	Joe Carnicle	11 Mackinaw (Deer Creek)	18:48	6:24
189.	122	Bryan Hoffman	12 Springfield	18:53	6:26
190.	123	David Bouton	12 Washington	18:55	6:26
191.	124	Andrew Hopper	11 Champaign (Central)	18:58	6:27
192.	125	Tyler Peifer	12 Washington	19:01	6:28
193.		Benjamin Potts	11 Pekin	19:01	6:28
194.	126	Garrett Woodall	12 Washington	19:06	6:30
195.		Noah Dean	10 Pekin	19:08	6:31
196.	127	Stephen Valentine	9 Mackinaw (Deer Creek)	19:09	6:31
197.		Chad Cagle	12 Washington	19:11	6:32
198.		Drew Burningham	12 Normal (Community)	19:12	6:32
199.		Jacob Sanders	11 Peoria (Notre Dame)	19:13	6:32
200.		Ethan Danks	12 Washington	19:15	6:33
201.	128	Cameron Brock	10 Macomb	19:15	6:33
202.		Jake Weck	11 Peoria (Notre Dame)	19:17	6:34
203.		Nick Spokley	9 East Peoria	19:22	6:36
204.		Andrew Wibben	10 Lincoln	19:24	6:36
205.		Jack Hoeniges	12 Normal (Community)	19:25	6:37
206.		Allen Meunier	12 Jacksonville	19:26	6:37
207.	129	Alex Ewert	11 Moline	19:27	6:37
208.		Matt Christopherson	11 Normal (Community)	19:28	6:38
209.	130	Andrew Spohrer	12 Champaign (Central)	19:31	6:39
210.	131	Garret Atkinson	11 Moline	19:34	6:40

211.	Marcus Midden	12 Springfield (Sacred Heart-Gr	19:36	6:40
212.	Kyle Smeltzer	11 Washington	19:39	6:41
213.	Nolan Giles	12 Washington	19:40	6:42
214.	Dane Hanson	12 Springfield	19:42	6:42
215.	Jesse Holzinger	12 Dunlap	19:44	6:43
216.	Jack Able	11 Normal (Community)	19:44	6:43
217.	Kendall Warner	11 Normal (University)	19:45	6:44
218.	Ian Cessna	11 Normal (Community)	19:47	6:44
219.	132 Derek Newton	12 Bartonville (Limestone)	19:54	6:46
220.	133 Luke Mathis	11 Mackinaw (Deer Creek)	19:55	6:47
221.	Ravi Malpani	11 Normal (University)	19:56	6:47
222.	Nick Otto	12 Normal (Community)	20:00	6:48
223.	Patrick Danley	12 Washington	20:00	6:49
224.	134 Sam Schmidt	12 Macomb	20:06	6:51
225.	Jessie Whittmen	11 East Peoria	20:07	6:51
226.	Caleb Rumble	11 Pekin	20:09	6:52
227.	Evan Sherman-Hayes	12 Peoria (Richwoods)	20:16	6:54
228.	Joel Gordon	12 Normal (Community)	20:20	6:55
229.	135 Corey Maisch	12 Macomb	20:21	6:56
230.	Luke Dao	12 Normal (Community)	20:30	6:59
231.	Alex Sullivan	11 Normal (Community)	20:34	7:00
232.	136 Randy Forbis	11 Bartonville (Limestone)	20:39	7:02
233.	Adam Gray	11 Peoria (Notre Dame)	20:44	7:03
234.	137 Garrett Vincent	11 Mackinaw (Deer Creek)	20:53	7:06
235.	Roberto Zorob	12 Washington	20:53	7:06
236.	Jake Woods	9 Lincoln	20:58	7:08
237.	Derek Wolfe	11 Pekin	20:59	7:09
238.	John Asher	12 Springfield	21:00	7:09
239.	Stephen Grayer	12 Peoria High School	21:03	7:10
240.	138 David Thompson	10 Bartonville (Limestone)	21:14	7:14
241.	Noah Glick	11 Washington	21:17	7:15
242.	John Ryan Hamilton	12 Normal (University)	21:20	7:16
243.	Niko Householder	9 Mahomet (M.-Seymour)	21:36	7:21
244.	Chance Utkin	11 Normal (Community)	21:50	7:26
245.	Ryan Gale	11 East Peoria	22:01	7:30
246.	Joey Bergman	10 Lincoln	22:05	7:31
247.	Ian Campbell	11 Dunlap	22:07	7:32
248.	Christopher Williams	10 Mahomet (M.-Seymour)	22:17	7:35
249.	Derek Beaupre	12 Pekin	22:38	7:42
250.	Tim Phan	11 Pekin	22:44	7:44
251.	139 Dylan Hull	11 Mason City (Illini Central)	22:52	7:47
252.	David Fenner	12 Metamora	23:04	7:51
253.	Hunter Dunn	11 Pekin	23:13	7:54
254.	Colin Flaherty	11 Peoria (Notre Dame)	23:47	8:06
255.	Patrick Linehan	11 Peoria (Richwoods)	24:45	8:26
256.	Brandon Adelman	12 Normal (Community)	25:00	8:31
257.	140 Radlee Garske	9 Bartonville (Limestone)	26:28	9:00
258.	141 Ryan Hess	10 Bartonville (Limestone)	26:33	9:02

Cross Country Invitational - October 6, 2012

Boys FS Team Scores

Place	Score	SCHOOL	(Total, Average, Pack Times)
1.	64	Glen Ellyn (Glenbard South)	(1:24:20, 16:51.93, 1:23)
	3	5	7
		8	41 (65) (74)
		Sunberg, Jawad, Meade, O'Rourke, Self, Berenschot, Rahtjen	
2.	85	Springfield	(1:25:36, 17:07.09, 0:42)
	9	12	14
		16	34 (48) (56)
		Besalke, Neposchlan, Northrup, Litvak, Waldinger,	

Kropid, Moore

3. 97 Stanford (Olympia) (1:25:15, 17:02.95, 1:28)
1 11 24 29 32 (124) (138)
Stine, O'Rourke, Cody, Van Wye, Spencer, Vandyke,
Evelsizer
4. 110 Champaign (Central) (1:25:54, 17:10.62, 1:26)
2 10 19 39 40 (45) (85)
Kasten, Hyatt, Sills, Dodds, Woods, Bien, Garrison
5. 157 Metamora (1:27:43, 17:32.47, 1:06)
15 23 30 38 51 (76) (83)
Argo, Pitts, McClure, Gunter, Case, Staab, Anglin
6. 174 Moline (1:28:06, 17:37.03, 0:56)
20 26 36 42 50 (52) (61)
Knobloch, Nord, Levesque, Fowler, Poston, Sapp, Brown
7. 186 Normal (University) (1:28:15, 17:38.99, 2:02)
6 17 28 66 69 (71) (93)
Walch, Ho, Herbert, Difor, Morris, Bakken, Mohammadi
8. 193 Bartonville (Limestone) (1:28:38, 17:43.51, 2:17)
4 18 46 53 72 (158) (162)
Carr, Herz, Williams, Reavley, Thomson, Newton, Forbis
9. 208 Springfield (Sacred Heart-Gr (1:29:12, 17:50.22, 1:40)
13 21 37 67 70 (84) (98)
Fierstos, McReynolds, Schmidt, Zanger, Duke, Perlman,
O'Connor
10. 289 Dunlap (1:31:38, 18:19.40, 1:25)
31 47 59 75 77 (78) (94)
Anderson, Tomsovic, Florendo, McMahan, Tow, Kirby,
Newton
11. 291 Peoria (Notre Dame) (1:32:48, 18:33.43, 3:33)
22 27 44 91 107 (110) (125)
Stedwill, Cassidy, Lees, Vazquez, Ehrhart, Barrett,
Franciscovich
12. 309 Galesburg (1:32:12, 18:26.35, 1:08)
43 55 57 73 81 (139) (141)
Stewart, Fenton,
13. 362 Mason City (Illini Central) (2:12:41, 26:32.11, 42:31)
35 54 62 63 148 (150) (151)
Griffin, Green, Bennett, Green, Albers, Thompson,
Caggiano
14. 367 Peoria (Richwoods) (1:34:34, 18:54.66, 2:40)
25 60 88 95 99 (101) (102)
Rattan, Patel-O'Connor, Santigo, Patacsil, Arora,
Alphonso, Tran
15. 388 Normal (Community) (1:34:30, 18:53.80, 0:56)
64 68 80 86 90 (92) (96)
Donahue, Bates, Heinold, Lasher, Rink, Bryant, Escobar
16. 424 Washington (1:37:10, 19:25.87, 2:54)
33 89 97 100 105 (115) (135)
Sabotta, Heffener, Castor, Sherwood, Beamer, Atkins,

Manzella

17. 481 Pekin (2:17:22, 27:28.29, 39:57)
 58 82 103 111 127 (128) (129)
 Lawrence, Cooksey, Boeding, Bohanan, Clark, Mefford,
 Cash
18. 513 East Peoria (1:43:51, 20:46.17, 3:34)
 79 104 108 109 113 (126) (133)
 Schwinn, Maxfield, Westbay, Lewis, Erickson, Vangunten,
 Church
19. 551 Pontiac (3:33:22, 42:40.38, 38:43)
 87 106 118 119 121 (137) (140)
 Sholders, Anderson, McCoy, Milhauser, Justus, Ingram,
 Durham
20. 581 Decatur (St. Teresa) (3:40:23, 44:04.48, 42:30)
 49 114 122 144 152
 Olson, Sustatia, Velcheck, Addai, Montague
21. 606 Mahomet (M.-Seymour) (4:49:03, 57:48.58, 1:08)
 116 117 120 123 130 (132) (134)
 Schaap, Smoes, Russell, Keeble, Williams, Wolf, Chupp
22. 701 Jacksonville (4:23:01, 52:36.04, 40:15)
 112 142 143 147 157
 Eckstein, Briggs, Sibert, Stewart, Meunier
23. 727 Macomb (5:00:18, 1:00:03.49, 3:12)
 131 145 146 149 156 (160) (161)
 Cavett, Knickl, Huff, Thomas, Brock, Schmidt, Maisch
24. 757 Mackinaw (Deer Creek) (5:05:01, 1:01:00.06, 3:26)
 136 153 154 155 159 (163)
 Anderson, Brodahl, Carnicle, Valentine, Mathis,

Cross Country Invitational - October 6, 2012
 Boys Fresh Soph Individual Results

Team

Place	TmPl	FIRST	SCHOOL	Time	Pace
1.	1	Connor Stine	Stanford (Olympia)	16:03	5:27.32
2.	2	Isaac Kasten	Champaign (Central)	16:21	5:33.40
3.	3	Andrew Sunberg	Glen Ellyn (Glenbard South)	16:28	5:35.79
4.	4	Matt Carr	Bartonville (Limestone)	16:32	5:37.10
5.	5	Ibrahim Jawad	Glen Ellyn (Glenbard South)	16:34	5:38.01
6.	6	Andrew Walch	Normal (University)	16:39	5:39.51
7.	7	Colin Meade	Glen Ellyn (Glenbard South)	16:41	5:40.42
8.	8	Jon O'Rourke	Glen Ellyn (Glenbard South)	16:49	5:43.00
9.	9	Logan Besalke	Springfield	16:52	5:44.20
10.	10	Ashton Hyatt	Champaign (Central)	16:54	5:44.60
11.	11	Liam O'Rourke	Stanford (Olympia)	16:59	5:46.48
12.	12	Mike Neposchlan	Springfield	17:01	5:46.95
13.	13	Nate Fierstos	Springfield (Sacred Heart-Gr	17:04	5:48.01
14.	14	Evan Northrup	Springfield	17:04	5:48.28
15.	15	Jason Argo	Metamora	17:05	5:48.43
16.	16	Julian Litvak	Springfield	17:07	5:49.03
17.	17	Jordan Ho	Normal (University)	17:07	5:49.04
18.	18	Parker Herz	Bartonville (Limestone)	17:09	5:49.78
19.	19	Henry Sills	Champaign (Central)	17:10	5:50.14

20.	20	Timothy Knobloch	Moline	17:13	5:51.10
21.	21	Devin McReynolds	Springfield (Sacred Heart-Gr	17:16	5:52.26
22.	22	Jp Stedwill	Peoria (Notre Dame)	17:17	5:52.58
23.	23	Robert Pitts	Metamora	17:19	5:53.34
24.	24	Cheeseman Cody	Stanford (Olympia)	17:20	5:53.59
25.	25	Shawn Rattan	Peoria (Richwoods)	17:21	5:53.78
26.	26	Jake Nord	Moline	17:21	5:53.89
27.	27	Sam Cassidy	Peoria (Notre Dame)	17:21	5:54.04
28.	28	Cameron Herbert	Normal (University)	17:22	5:54.13
29.	29	Nikolai Van Wye	Stanford (Olympia)	17:24	5:55.07
30.	30	Keaton McClure	Metamora	17:28	5:56.17
31.	31	Mark Anderson	Dunlap	17:30	5:56.98
32.	32	Dallas Spencer	Stanford (Olympia)	17:31	5:57.24
33.	33	David Sabotta	Washington	17:33	5:58.15
34.	34	Matt Waldinger	Springfield	17:34	5:58.26
35.	35	Dalton Griffin	Mason City (Illini Central)	17:34	5:58.26
36.	36	Andrew Levesque	Moline	17:34	5:58.43
37.	37	Tucker Schmidt	Springfield (Sacred Heart-Gr	17:39	6:00.19
38.	38	Seth Gunter	Metamora	17:43	6:01.38
39.	39	Hayden Dodds	Champaign (Central)	17:45	6:01.96
40.	40	Payton Woods	Champaign (Central)	17:47	6:02.63
41.	41	Dan Self	Glen Ellyn (Glenbard South)	17:50	6:03.73
42.	42	Aric Fowler	Moline	17:51	6:04.10
43.	43	Joseph Stewart	Galesburg	17:52	6:04.51
44.	44	Noah Lees	Peoria (Notre Dame)	17:53	6:04.82
45.		Lucas Lingle	Canton	17:54	6:05.21
46.	45	John Bien	Champaign (Central)	17:55	6:05.52
47.	46	Brody Williams	Bartonville (Limestone)	18:00	6:07.11
48.	47	Andrew Tomsovic	Dunlap	18:03	6:08.32
49.	48	J.D. Kropid	Springfield	18:04	6:08.54
50.	49	Gabriel Olson	Decatur (St. Teresa)	18:08	6:10.00
51.	50	Bryce Poston	Moline	18:09	6:10.13
52.	51	A.J. Case	Metamora	18:10	6:10.59
53.	52	Conor Sapp	Moline	18:11	6:10.97
54.	53	Justin Reavley	Bartonville (Limestone)	18:12	6:11.18
55.	54	Will Green	Mason City (Illini Central)	18:12	6:11.20
56.	55	Bryce Fenton	Galesburg	18:16	6:12.69
57.	56	Josh Moore	Springfield	18:16	6:12.75
58.	57		Galesburg	18:17	6:13.09
59.	58	Robert Lawrence	Pekin	18:18	6:13.45
60.	59	Vince Florendo	Dunlap	18:21	6:14.39
61.	60	Kiran Patel-O'Connor	Peoria (Richwoods)	18:21	6:14.45
62.	61	Colin Brown	Moline	18:23	6:15.13
63.	62	Brett Bennett	Mason City (Illini Central)	18:25	6:15.84
64.	63	Cody Green	Mason City (Illini Central)	18:28	6:16.69
65.	64	Connor Donahue	Normal (Community)	18:28	6:16.81
66.	65	Kevin Berenschot	Glen Ellyn (Glenbard South)	18:29	6:17.08
67.	66	John Difor	Normal (University)	18:31	6:17.60
68.	67	Brian Zanger	Springfield (Sacred Heart-Gr	18:31	6:17.84
69.	68	Andrew Bates	Normal (Community)	18:31	6:17.85
70.	69	Alex Morris	Normal (University)	18:40	6:20.70
71.		Brandon Hantz	Moline	18:41	6:21.06
72.	70	Connor Duke	Springfield (Sacred Heart-Gr	18:43	6:21.79
73.	71	Jared Bakken	Normal (University)	18:44	6:22.16
74.		Tanner McAnally	Moline	18:47	6:23.17
75.	72	John Thomson	Bartonville (Limestone)	18:48	6:23.50
76.	73		Galesburg	18:49	6:23.78
77.	74	Kevin Rahtjen	Glen Ellyn (Glenbard South)	18:50	6:24.26
78.	75	Alex McMahan	Dunlap	18:51	6:24.45
79.	76	Alex Staab	Metamora	18:52	6:24.84
80.	77	Clark Tow	Dunlap	18:54	6:25.57
81.	78	Logan Kirby	Dunlap	18:55	6:26.00
82.	79	Patrick Schwinn	East Peoria	18:57	6:26.51

83.	80 Tyler Heinold	Normal (Community)	18:57	6:26.61
84.	81	Galesburg	19:00	6:27.46
85.	82 Derek Cooksey	Pekin	19:00	6:27.57
86.	83 Gavin Anglin	Metamora	19:02	6:28.24
87.	84 Albert Perlman	Springfield (Sacred Heart-Gr	19:03	6:28.57
88.	85 Hayden Garrison	Champaign (Central)	19:06	6:29.48
89.	Nick Bailey	Springfield	19:07	6:30.05
90.	86 Lucas Lasher	Normal (Community)	19:11	6:31.24
91.	87 Riley Sholders	Pontiac	19:12	6:31.65
92.	88 Lorenzo Santigo	Peoria (Richwoods)	19:12	6:31.74
93.	89 Lance Heffener	Washington	19:18	6:33.79
94.	90 Cameron Rink	Normal (Community)	19:24	6:35.71
95.	Seth Tealbey	Metamora	19:27	6:36.79
96.	91 Jose Vazquez	Peoria (Notre Dame)	19:29	6:37.36
97.	92 Collin Bryant	Normal (Community)	19:32	6:38.45
98.	93 David Mohammadi	Normal (University)	19:33	6:38.90
99.	Zack MacAdam	Champaign (Central)	19:34	6:39.15
100.	Brendan Wall	Normal (University)	19:35	6:39.59
101.	94 James Newton	Dunlap	19:37	6:40.09
102.	Hugh McBarron	Springfield	19:38	6:40.62
103.	95 Jace Patacsil	Peoria (Richwoods)	19:42	6:41.71
104.	Marcello Champion	Dunlap	19:44	6:42.65
105.	96 John Escobar	Normal (Community)	19:48	6:43.89
106.	Mick Stone	Springfield	19:49	6:44.34
107.	Teague Williamson	Normal (University)	19:49	6:44.38
108.	97 Jeremy Castor	Washington	19:51	6:44.97
109.	Noah Schneider	Moline	19:57	6:47.03
110.	98 Ethan O'Connor	Springfield (Sacred Heart-Gr	19:59	6:47.81
111.	99 Rishab Arora	Peoria (Richwoods)	20:00	6:48.00
112.	Roy Doge	Glen Ellyn (Glenbard South)	20:01	6:48.34
113.	Christian Andon	Moline	20:02	6:48.62
114.	100 Dakota Sherwood	Washington	20:02	6:48.68
115.	Ethan Schlenker	Normal (University)	20:03	6:48.94
116.	101 Shannon Alphonso	Peoria (Richwoods)	20:05	6:49.63
117.	Will Charlton	Springfield (Sacred Heart-Gr	20:07	6:50.41
118.	Kenneth Sanchez	Champaign (Central)	20:11	6:51.58
119.	David Stiles	Normal (Community)	20:14	6:52.60
120.	102 Tyler Tran	Peoria (Richwoods)	20:16	6:53.51
121.	103 Carl Boeding	Pekin	20:20	6:54.78
122.	104 Isaak Maxfield	East Peoria	20:21	6:54.98
123.	Ben Hahn	Metamora	20:23	6:55.93
124.	105 Chase Beamer	Washington	20:27	6:57.15
125.	Chris Braun	Normal (University)	20:32	6:58.76
126.	Tyler Hemphill	Moline	20:41	7:01.94
127.	Owen Ferris	Glen Ellyn (Glenbard South)	20:41	7:02.08
128.	Graham Cross	Springfield (Sacred Heart-Gr	20:45	7:03.17
129.	106 Tim Anderson	Pontiac	20:46	7:03.47
130.	Jaq. Pickett	Manual HS	20:48	7:04.38
131.	107 Max Ehrhart	Peoria (Notre Dame)	20:49	7:04.76
132.	108 Tyler Westbay	East Peoria	20:52	7:05.75
133.	Ncholas Carter	Peoria (Richwoods)	20:53	7:05.86
134.	Jstin Ufheil	Metamora	20:54	7:06.41
135.	Blake Macke	Normal (Community)	21:02	7:09.12
136.	109 Jacob Lewis	East Peoria	21:13	7:12.80
137.	110 Andy Barrett	Peoria (Notre Dame)	21:18	7:14.62
138.	Tom Miller	Peoria (Richwoods)	21:23	7:16.10
139.	Jonathan O'Neil	Peoria (Richwoods)	21:28	7:18.01
140.	Andrew Ponce	Normal (University)	21:31	7:18.80
141.	111 Kaleb Bohanan	Pekin	21:31	7:18.92
142.	Alex McAfee	Peoria (Richwoods)	21:31	7:18.93
143.	Ryan Konie	Metamora	21:32	7:19.43
144.	Josh Keating	Glen Ellyn (Glenbard South)	21:34	7:19.90
145.	112 Ryan Eckstein	Jacksonville	21:39	7:21.54

146.	Chris Erb	Glen Ellyn (Glenbard South)	21:47	7:24.39
147.	Tyson Campbell	Dunlap	21:58	7:28.05
148.	John Padanilam	Springfield	22:11	7:32.57
149.	Josh Cummings	Manual HS	22:17	7:34.60
150.	Joseph Gamble	Peoria (Richwoods)	22:23	7:36.48
151.	113 Jose Erickson	East Peoria	22:31	7:39.29
152.	Alex Palmer-Szczepan	Normal (Community)	22:34	7:40.41
153.	Mitch Imming	Dunlap	22:58	7:48.54
154.	Marshall Parsons	Metamora	23:12	7:53.14
155.	Ryan Adams	Normal (University)	23:16	7:54.69
156.	114 Raul Sustatia	Decatur (St. Teresa)	23:45	8:04.36
157.	Christian Prenzler	Normal (University)	23:46	8:04.90
158.	John Troglio	Dunlap	23:50	8:06.36
159.	Ben Sutton	Dunlap	23:52	8:06.81
160.	Tejas Idate	Normal (Community)	24:03	8:10.49
161.	Josh Milbrandt	Springfield (Sacred Heart-Gr	24:04	8:10.93
162.	Nathaniel Strickler	Metamora	24:09	8:12.79
163.	Gabe Schafer	Normal (Community)	24:52	8:27.23
164.	Jaren Garcia	Peoria (Richwoods)	26:03	8:51.53
165.	115 Sam Atkins	Washington	26:21	8:57.65
166.	Scott Weber	Dunlap	26:53	9:08.35
167.	John Wold	Glen Ellyn (Glenbard South)	57:09	19:26.18
168.	116 Jonathan Schaap	Mahomet (M.-Seymour)	57:18	19:29.22
169.	Joe Singleton	Glen Ellyn (Glenbard South)	57:20	19:29.74
170.	117 Forrest Smoes	Mahomet (M.-Seymour)	57:26	19:31.84
171.	Zach Plank	Dunlap	57:29	19:32.88
172.	Brendan Hoskins	Normal (University)	57:35	19:34.95
173.	118 Josh McCoy	Pontiac	57:42	19:37.46
174.	Adam Bruno	Normal (University)	57:45	19:38.46
175.	Jd Layfayette	Normal (University)	57:47	19:38.97
176.	119 Shawn Milhauser	Pontiac	57:50	19:40.21
177.	120 Ethan Russell	Mahomet (M.-Seymour)	57:53	19:40.95
178.	121 Zac Justus	Pontiac	57:54	19:41.57
179.	Wesley Ward	Normal (University)	57:59	19:43.33
180.	122 Madison Velcheck	Decatur (St. Teresa)	58:02	19:44.09
181.	123 Alex Keeble	Mahomet (M.-Seymour)	58:03	19:44.62
182.	124 Ryan Vandyke	Stanford (Olympia)	58:04	19:44.96
183.	Andrew Kladiva	Glen Ellyn (Glenbard South)	58:07	19:45.85
184.	125 Tyler Franciscovich	Peoria (Notre Dame)	58:07	19:45.97
185.	126 Jacob Vangunten	East Peoria	58:08	19:46.28
186.	Ethan Bluhm	Springfield (Sacred Heart-Gr	58:12	19:47.65
187.	Nathan Hoffman	Springfield	58:14	19:48.20
188.	Jared Peters	Normal (Community)	58:14	19:48.32
189.	127 Kris Clark	Pekin	58:15	19:48.47
190.	Mark Cizek	Glen Ellyn (Glenbard South)	58:17	19:49.15
191.	Kain Shirley	Champaign (Central)	58:18	19:49.76
192.	128 Nathan Mefford	Pekin	58:19	19:49.98
193.	Chris Fortin	Peoria (Notre Dame)	58:19	19:50.12
194.	Eli Hill	Normal (University)	58:20	19:50.44
195.	Ryan Frow	Peoria (Notre Dame)	58:21	19:50.59
196.	Justin Zanger	Springfield (Sacred Heart-Gr	58:24	19:51.59
197.	129 Austin Cash	Pekin	58:25	19:51.98
198.	130 James Williams	Mahomet (M.-Seymour)	58:26	19:52.28
199.	Austin Peters	Normal (Community)	58:26	19:52.51
200.	Matt Dvorsky	Peoria (Notre Dame)	58:28	19:52.87
201.	William Butler	Springfield	58:28	19:53.19
202.	Tom Stoffels	Glen Ellyn (Glenbard South)	58:29	19:53.44
203.	Elek Wellman	Springfield (Sacred Heart-Gr	58:30	19:53.69
204.	Sam Rogers	Springfield (Sacred Heart-Gr	58:31	19:53.90
205.	Jon Bluhm	Springfield (Sacred Heart-Gr	58:31	19:53.93
206.	131 Jack Cavett	Macomb	58:31	19:53.97
207.	Grant Luebkemann	Springfield	58:31	19:54.21
208.	Erik Greenwell	Glen Ellyn (Glenbard South)	58:32	19:54.28

209.	Joel Anglin	Metamora	58:34 19:54.93
210.	Derek Heerman	Peoria High School	58:34 19:54.93
211.	Ted Ehrhart	Peoria (Notre Dame)	58:35 19:55.29
212.	Nathan Scheirer	Metamora	58:35 19:55.47
213.	Everett Lepp	Dunlap	58:36 19:55.80
214.	Matt Tuttle-Timm	Moline	58:36 19:55.87
215.	Kyle Thompson	Metamora	58:38 19:56.35
216.	132 William Wolf	Mahomet (M.-Seymour)	58:39 19:56.73
217.	Tanner Kuenneth	Normal (Community)	58:39 19:56.93
218.	133 Matt Church	East Peoria	58:41 19:57.60
219.	David Whittle	Glaesburg	58:43 19:58.06
220.	134 Matthew Chupp	Mahomet (M.-Seymour)	58:45 19:58.88
221.	John Eberle	Dunlap	58:47 19:59.46
222.	Travis Scheirer	Metamora	58:48 19:59.76
223.	Stephen Tony	Peoria (Notre Dame)	58:48 19:59.90
224.	Andrew Porter	Normal (University)	58:48 19:59.92
225.	John Davis	Lincoln	58:51 20:00.94
226.	Zach Gray	Moline	58:53 20:01.56
227.	Aaron Schaidle	Peoria (Notre Dame)	58:53 20:01.65
228.	Chris Calton	Mahomet (M.-Seymour)	58:54 20:01.72
229.	Anthony Holshouser	Dunlap	58:56 20:02.60
230.	135 Louie Manzella	Washington	58:56 20:02.72
231.	136 Forest Anderson	Mackinaw (Deer Creek)	58:57 20:02.87
232.	137 Ryan Ingram	Pontiac	58:57 20:02.88
233.	Joe Meade	Glen Ellyn (Glenbard South)	58:57 20:02.92
234.	Travis Park	Pekin	58:58 20:03.27
235.	Nimesh Avashia	Champaign (Central)	58:59 20:03.46
236.	Cody Giebelhausen	East Peoria	58:59 20:03.63
237.	Corey White	Champaign (Central)	58:59 20:03.73
238.	Amir Rasmussen	Springfield	59:00 20:03.76
239.	Jackson Powell	Mahomet (M.-Seymour)	59:00 20:04.04
240.	David Zimmerman	Normal (Community)	59:01 20:04.19
241.	Luke Lahood	Peoria (Notre Dame)	59:04 20:05.39
242.	Jake Castor	Washington	59:06 20:05.91
243.	Michael Braun	Normal (University)	59:07 20:06.14
244.	Breon Rice	Peoria (Richwoods)	59:08 20:06.73
245.	138 Tom Evelsizer	Stanford (Olympia)	59:13 20:08.24
246.	Thomas Skeels	Dunlap	59:15 20:09.01
247.	139 Paul Fecht	Galesburg	59:15 20:09.18
248.	Wes Learned	Washington	59:16 20:09.45
249.	Matt O'Shea	Springfield (Sacred Heart-Gr	59:17 20:09.74
250.	Curt Kupferschmid	Mahomet (M.-Seymour)	59:18 20:09.96
251.	Mitch Turner	Normal (Community)	59:18 20:10.18
252.	Mitch Kerr	Springfield (Sacred Heart-Gr	59:19 20:10.36
253.	140 Logan Durham	Pontiac	59:19 20:10.43
254.	Connor Ford	Springfield (Sacred Heart-Gr	59:20 20:10.60
255.	Heiple Tate	Pekin	59:21 20:10.92
256.	Jake Barr	Moline	59:22 20:11.54
257.	Devon McClanahan	Pekin	59:24 20:12.23
258.	Jake Keller	Mahomet (M.-Seymour)	59:26 20:12.67
259.	Brayden Cain	Pontiac	59:27 20:13.01
260.	Joe Raney	Washington	59:29 20:13.77
261.	Brandon Rice	Peoria (Richwoods)	59:30 20:14.17
262.	Kevin Ressel	Springfield	59:31 20:14.55
263.	Grant Guimond	Normal (Community)	59:31 20:14.60
264.	John Crotteau	Metamora	59:32 20:14.67
265.	Nathan Jones	Normal (Community)	59:33 20:15.10
266.	Jack Hyde	Mahomet (M.-Seymour)	59:33 20:15.21
267.	Joey Gedwell	Glen Ellyn (Glenbard South)	59:35 20:15.98
268.	William Koehrsen	Metamora	59:36 20:16.14
269.	Evan Crespo	Dunlap	59:37 20:16.54
270.	141 Jake Wolf	Galesburg	59:38 20:16.72
271.	Jake Roberts	East Peoria	59:38 20:16.98

272.	Matt Ebert	Dunlap	59:42	20:18.03
273.	Trent Schroeder	Peoria (Richwoods)	59:42	20:18.05
274.	Hayden Hinton	Champaign (Central)	59:42	20:18.30
275.	Logan Freitag	Metamora	59:43	20:18.41
276.	142 Kolby Briggs	Jacksonville	59:43	20:18.47
277.	Caleb Neumann	Metamora	59:43	20:18.56
278.	Dan Barbee	Peoria (Richwoods)	59:43	20:18.60
279.	143 David Sibert	Jacksonville	59:45	20:19.37
280.	Jared Larson	Moline	59:46	20:19.69
281.	Ryan Weseloh	Stanford (Olympia)	59:46	20:19.71
282.	Ben Meyer	Dunlap	59:47	20:19.75
283.	Jordan Brooks	Normal (University)	59:49	20:20.47
284.	Alex McKenzie	Peoria (Notre Dame)	59:49	20:20.65
285.	Brennan Williamson	Pekin	59:50	20:20.75
286.	Richard Escobar	Normal (Community)	59:50	20:20.89
287.	Deonte Young	Champaign (Central)	59:50	20:20.97
288.	Patrick Vieck	Metamora	59:52	20:21.48
289.	Cameron Rohman	Dunlap	59:52	20:21.60
290.	Aaron Fyalka	Springfield (Sacred Heart-Gr	59:53	20:21.79
291.	144 Benji Addai	Decatur (St. Teresa)	59:53	20:21.88
292.	Ben Lawrence	Normal (Community)	59:54	20:22.25
293.	Auston McGraugh	East Peoria	59:55	20:22.66
294.	Nick Hiller	East Peoria	59:56	20:22.89
295.	Dustin Bennett	Pekin	59:56	20:22.92
296.	Joey Magyar	Mahomet (M.-Seymour)	59:58	20:23.53
297.	145 Scott Knicl	Macomb	59:58	20:23.71
298.	146 Owen Huff	Macomb	59:59	20:23.84
299.	Jason Kokkat	Springfield	59:59	20:24.10
300.	Alexander Su	Normal (University)	1:00:00	20:24.23
301.	Chase Thurman	Stanford (Olympia)	1:00:00	20:24.24
302.	Jason Lynn	Metamora	1:00:00	20:24.42
303.	Mitch Frager	Peoria (Richwoods)	1:00:01	20:24.54
304.	Ian Todd	Normal (University)	1:00:01	20:24.80
305.	147 Cody Stewart	Jacksonville	1:00:02	20:25.14
306.	148 Ean Albers	Mason City (Illini Central)	1:00:04	20:25.66
307.	Blake Heintzelman	Metamora	1:00:05	20:26.07
308.	Bryce Glancy	Normal (Community)	1:00:05	20:26.15
309.	Mathieu Berube	Stanford (Olympia)	1:00:05	20:26.16
310.	Nick Conner	Peoria (Notre Dame)	1:00:06	20:26.35
311.	Kori Wells	Pontiac	1:00:07	20:26.66
312.	Travis Shoopman	Peoria (Richwoods)	1:00:07	20:26.79
313.	149 Darius Thomas	Macomb	1:00:10	20:27.75
314.	Garrison Green	Pontiac	1:00:10	20:27.84
315.	Matt Crotteau	Metamora	1:00:11	20:27.90
316.	Daniel Middendorf	Mahomet (M.-Seymour)	1:00:11	20:28.01
317.	Josh Lees	Peoria (Notre Dame)	1:00:12	20:28.49
318.	Mason McAnally	Mahomet (M.-Seymour)	1:00:13	20:28.60
319.	Cain Patterson	Manual HS	1:00:14	20:28.92
320.	Jakob Potts	Pekin	1:00:16	20:29.59
321.	Mark Derhake	Springfield (Sacred Heart-Gr	1:00:17	20:30.10
322.	Arian Anderson	Peoria High School	1:00:19	20:30.61
323.	Ted Luker	Springfield (Sacred Heart-Gr	1:00:19	20:30.92
324.	Mike Jarrin	Moline	1:00:22	20:31.94
325.	Ryan McMorro	Metamora	1:00:23	20:32.01
326.	Ben Gifford	Normal (Community)	1:00:24	20:32.34
327.	150 Jesse Thompson	Mason City (Illini Central)	1:00:25	20:32.80
328.	Steve Arnold	Metamora	1:00:26	20:33.10
329.	Devonte Mayes	Peoria High School	1:00:30	20:34.46
330.	151 Colin Caggiano	Mason City (Illini Central)	1:00:31	20:34.80
331.	Zack Sells	East Peoria	1:00:32	20:35.32
332.	Jesse De Castro	Springfield (Sacred Heart-Gr	1:00:35	20:36.29
333.	Justin Brown	Stanford (Olympia)	1:00:35	20:36.32
334.	Taimur Khusro	Normal (Community)	1:00:36	20:36.69

335.	Parker Gaudio	Metamora	1:00:37	20:37.00
336.	152 Josh Montague	Decatur (St. Teresa)	1:00:37	20:37.07
337.	Tyler Gillam	Normal (University)	1:00:38	20:37.14
338.	Ryan Foulk	Peoria (Richwoods)	1:00:41	20:38.43
339.	Michael Baker	Dunlap	1:00:46	20:39.99
340.	Jackson Ward	Metamora	1:00:50	20:41.46
341.	153 Luke Brodahl	Mackinaw (Deer Creek)	1:00:52	20:41.97
342.	Jeff Coburn	Mahomet (M.-Seymour)	1:00:55	20:42.92
343.	Stephen Murphy	Metamora	1:00:56	20:43.53
344.	Zak Konie	Metamora	1:00:57	20:43.85
345.	Nathaniel Cebulski	Mahomet (M.-Seymour)	1:01:00	20:44.80
346.	Danny Bugg	Normal (University)	1:01:01	20:45.11
347.	Kodey Harrison	Dunlap	1:01:03	20:45.81
348.	Pierce Yu	Springfield (Sacred Heart-Gr	1:01:07	20:47.20
349.	Noah Kirby	Mason City (Illini Central)	1:01:08	20:47.35
350.	Kyle Appelquist	Mahomet (M.-Seymour)	1:01:08	20:47.37
351.	Dominic Rivera	Normal (Community)	1:01:08	20:47.44
352.	Ryan Huff	Mahomet (M.-Seymour)	1:01:13	20:49.30
353.	154 Joe Carnicle	Mackinaw (Deer Creek)	1:01:15	20:49.85
354.	Bryan Hoffman	Springfield	1:01:20	20:51.40
355.	David Bouton	Washington	1:01:22	20:52.26
356.	Andrew Hopper	Champaign (Central)	1:01:26	20:53.48
357.	Tyler Peifer	Washington	1:01:28	20:54.20
358.	Benjamin Potts	Pekin	1:01:28	20:54.30
359.	Sharod Ervin	Peoria (Richwoods)	1:01:30	20:54.96
360.	Garrett Woodall	Washington	1:01:33	20:55.90
361.	Noah Dean	Pekin	1:01:35	20:56.55
362.	155 Stephen Valentine	Mackinaw (Deer Creek)	1:01:36	20:57.11
363.	Chad Cagle	Washington	1:01:38	20:57.61
364.	Drew Burningham	Normal (Community)	1:01:39	20:58.07
365.	Jacob Sanders	Peoria (Notre Dame)	1:01:40	20:58.32
366.	156 Cameron Brock	Macomb	1:01:42	20:59.09
367.	Ethan Danks	Washington	1:01:42	20:59.17
368.	Jake Weck	Peoria (Notre Dame)	1:01:44	20:59.59
369.	Nick Spokley	East Peoria	1:01:49	21:01.56
370.	Andrew Wibben	Lincoln	1:01:52	21:02.26
371.	Jack Hoeniges	Normal (Community)	1:01:52	21:02.58
372.	157 Allen Meunier	Jacksonville	1:01:53	21:02.88
373.	Alex Ewert	Moline	1:01:55	21:03.35
374.	Matt Christopherson	Normal (Community)	1:01:55	21:03.55
375.	Andrew Spohrer	Champaign (Central)	1:01:59	21:04.72
376.	Garret Atkinson	Moline	1:02:01	21:05.34
377.	Marcus Midden	Springfield (Sacred Heart-Gr	1:02:02	21:05.97
378.	Kyle Smeltzer	Washington	1:02:06	21:07.30
379.	Nolan Giles	Washington	1:02:07	21:07.67
380.	Dane Hanson	Springfield	1:02:09	21:08.25
381.	Jesse Holzinger	Dunlap	1:02:11	21:08.77
382.	Jack Able	Normal (Community)	1:02:11	21:08.96
383.	Kendall Warner	Normal (University)	1:02:13	21:09.45
384.	Ian Cessna	Normal (Community)	1:02:15	21:10.13
385.	158 Derek Newton	Bartonville (Limestone)	1:02:21	21:12.35
386.	159 Luke Mathis	Mackinaw (Deer Creek)	1:02:23	21:12.79
387.	Ravi Malpani	Normal (University)	1:02:23	21:12.84
388.	Nick Otto	Normal (Community)	1:02:27	21:14.28
389.	Patrick Danley	Washington	1:02:27	21:14.32
390.	160 Sam Schmidt	Macomb	1:02:34	21:16.61
391.	Jessie Whittmen	East Peoria	1:02:34	21:16.65
392.	Caleb Rumble	Pekin	1:02:36	21:17.53
393.	Evan Sherman-Hayes	Peoria (Richwoods)	1:02:43	21:19.86
394.	Joel Gordon	Normal (Community)	1:02:47	21:21.11
395.	161 Corey Maisch	Macomb	1:02:48	21:21.48
396.	Luke Dao	Normal (Community)	1:02:57	21:24.65
397.	Alex Sullivan	Normal (Community)	1:03:01	21:25.84

398.	162 Randy Forbis	Bartonville (Limestone)	1:03:07	21:27.77
399.	Adam Gray	Peoria (Notre Dame)	1:03:11	21:29.25
400.	Roberto Zorob	Washington	1:03:20	21:32.19
401.	163 Garrett Vincent	Mackinaw (Deer Creek)	1:03:20	21:32.31
402.	Jake Woods	Lincoln	1:03:25	21:34.21
403.	Derek Wolfe	Pekin	1:03:26	21:34.32
404.	John Asher	Springfield	1:03:28	21:35.00
405.	Stephen Grayer	Peoria High School	1:03:30	21:35.78
406.	David Thompson	Bartonville (Limestone)	1:03:41	21:39.42
407.	Noah Glick	Washington	1:03:44	21:40.54
408.	John Ryan Hamilton	Normal (University)	1:03:47	21:41.63
409.	Niko Householder	Mahomet (M.-Seymour)	1:04:03	21:47.07
410.	Chance Utkin	Normal (Community)	1:04:18	21:51.92
411.	Ryan Gale	East Peoria	1:04:28	21:55.56
412.	Joey Bergman	Lincoln	1:04:33	21:57.08
413.	Ian Campbell	Dunlap	1:04:35	21:57.71
414.	Christopher Williams	Mahomet (M.-Seymour)	1:04:44	22:00.84
415.	Derek Beaupre	Pekin	1:05:04	22:07.87
416.	Tim Phan	Pekin	1:05:12	22:10.29
417.	Dylan Hull	Mason City (Illini Central)	1:05:20	22:13.03
418.	David Fenner	Metamora	1:05:32	22:17.16
419.	Hunter Dunn	Pekin	1:05:40	22:20.00
420.	Colin Flaherty	Peoria (Notre Dame)	1:06:14	22:31.61
421.	Patrick Linehan	Peoria (Richwoods)	1:07:12	22:51.42
422.	Brandon Adelman	Normal (Community)	1:07:28	22:56.53
423.	Radlee Garske	Bartonville (Limestone)	1:08:55	23:26.31
424.	Ryan Hess	Bartonville (Limestone)	1:09:01	23:28.21

Corn Belt Conference CC Meet - 9/13/2012

Corn Belt Conference

Olympia High School

Rankings

....Event 1 Girls 3 Mile Run CC

Team Scores

Rank	Team	Total	1	2	3	4	5	*6	*7	*8	*9
1	Normal University High Total Time: 1:33:52.60 Average: 18:46.52	20	1	2	4	6	7	8	11		
2	Mahomet-Seymour Total Time: 1:43:22.60 Average: 20:40.52	79	5	9	13	25	27	31	32		
3	Eureka Total Time: 1:45:35.70 Average: 21:07.14	83	10	12	17	20	24	26	34		
4	Prairie Central Total Time: 1:46:29.30 Average: 21:17.86	89	14	16	18	19	22	35	36		
5	Bloomington Central Catho Total Time: 1:47:14.80 Average: 21:26.96	111	3	21	28	29	30	37			
6	Pontiac Total Time: 1:56:31.00 Average: 23:18.20	148	15	23	33	38	39				

Don Slawick
54494

Corn Belt Conference CC Meet - 9/13/2012

Corn Belt Conference

Olympia High School

Rankings

Event 1 Girls 3 Mile Run CC

Name	Year School	Finals	Points
1 Billingsley, Sydney	Normal Universi	18:07.60	1
2 Supan, Shannon	Normal Universi	18:23.10	2
3 Weiland, Faith	Bloomington Cent	18:32.80	3
4 Springer, Naomi	Olympia	18:42.10	
5 Walsh, Alexandra	Normal Universi	18:48.80	4
6 Whitehouse, Lauren	Mahomet-Seymour	18:50.90	5
7 Lafayette, Ashley	Normal Universi	19:04.90	6
8 Cross, Morgan	Normal Universi	19:28.20	7
9 Hulett, Christy	Normal Universi	19:48.50	8
10 Nielsen, Abigail	Mahomet-Seymour	19:52.90	9
11 Mack, Mercer	Eureka	20:16.10	10
12 Landess, Madigan	Normal Universi	20:42.30	11
13 Beatenhead, Meghan	Eureka	20:46.90	12
14 Pommier, Isabelle	Mahomet-Seymour	20:47.70	13
15 Walter, Liz	Prairie Central	20:48.50	14
16 Kaminski, Lacey	Pontiac	21:02.10	15
17 Ifft, Caitlyn	Prairie Central	21:09.00	16
18 McSweeney, Quincy	Eureka	21:10.00	17
19 Strong, Bernadette	Prairie Central	21:21.10	18
20 Steidinger, Sierra	Prairie Central	21:24.00	19
21 Lockart, Ashlyn	Eureka	21:29.20	20
22 Allen, Sarah	Bloomington Cent	21:34.00	21
23 Matson, Sydney	Prairie Central	21:46.70	22
24 Turner, Anna	Pontiac	21:52.80	23
25 Herrmann, Kinsley	Eureka	21:53.50	24
26 Kreps, Devon	Mahomet-Seymour	21:54.50	25
27 Crawford, Ashley	Eureka	21:55.60	26
28 Fried, Ella	Mahomet-Seymour	21:56.60	27
29 Combs, Aleah	Rantoul	22:02.40	
30 Prior, colleen	Bloomington Cent	22:09.30	28
31 Rhodes, Abby	Bloomington Cent	22:26.40	29
32 Allen, Meghan	Bloomington Cent	22:32.30	30
33 Mehta, Twinkle	Mahomet-Seymour	22:41.00	31
34 Moxley, Blayne	Mahomet-Seymour	22:42.80	32
35 Propes, katelyn	Pontiac	22:44.50	33
36 Weigand, Steffani	Eureka	22:52.00	34
37 Matson, Daphne	Prairie Central	23:14.20	35
38 Johnson, Linnea	Prairie Central	23:30.90	36
39 Ely, Addison	Bloomington Cent	23:42.30	37
40 Schwarz, Clara Lee	Pontiac	24:31.70	38
41 Porter, Mercedes	Rantoul	25:52.20	
42 Rhodes, Kaci	Pontiac	26:19.90	39
43 Kelley, Allison	Rantoul	26:19.90	

Dei Slavick

54494

Corn Belt Conference CC Meet - 9/13/2012
Corn Belt Conference
Olympia High School
Rankings

....Event 2 Boys 3 Mile Run CC

52 Johnson, Jeulius	Rantoul	20:05.20	52
53 Wood, Tom	Rantoul	20:08.20	53
54 Plato, Ignatius	Bloomington Cent	20:09.10	54
55 Schaidle, Zachary	Eureka	20:46.30	55

Team Scores

Rank	Team	Total	1	2	3	4	5	*6	*7	*8	*9
1	Normal University High	37	3	4	8	10	12	14	23		
	Total Time: 1:18:14.90										
	Average: 15:38.98										
2	Mahomet-Seymour	39	1	2	9	11	16	17	18		
	Total Time: 1:18:49.60										
	Average: 15:45.92										
3	Pontiac	61	5	6	7	21	22	24	32		
	Total Time: 1:20:57.00										
	Average: 16:11.40										
4	Olympia	110	13	15	25	26	31	35	38		
	Total Time: 1:25:42.30										
	Average: 17:08.46										
5	Prairie Central	147	19	29	30	33	36	39	41		
	Total Time: 1:29:27.00										
	Average: 17:53.40										
6	Bloomington Central Catho	163	20	27	34	40	42	43	54		
	Total Time: 1:30:22.50										
	Average: 18:04.50										
7	Eureka	210	28	44	45	46	47	48	55		
	Total Time: 1:33:55.10										
	Average: 18:47.02										
8	Rantoul	239	37	49	50	51	52	53			
	Total Time: 1:38:07.00										
	Average: 19:37.40										

Don Slawick

54494

Corn Belt Conference CC Meet - 9/13/2012

Corn Belt Conference

Olympia High School

Rankings

Event 2 Boys 3 Mile Run CC

Name	Year School	Finals	Points
1 Smoes, Forrest	Mahomet-Seymour	15:07.30	1
2 Schapp, Jonathan	Mahomet-Seymour	15:13.00	2
3 Hoskins, Brendan	Normal Universi	15:21.30	3
4 Bruno, Adam	Normal Universi	15:25.70	4
5 Justus, Zac	Pontiac	15:30.70	5
6 McCoy, Josh	Pontiac	15:33.00	6
7 Milhauser, Shawn	Pontiac	15:35.10	7
8 Lafayette, JD	Normal Universi	15:36.40	8
9 Russell, Ethan	Mahomet-Seymour	15:48.30	9
10 Ward, Wes	Normal Universi	15:53.20	10
11 Keeble, Alex	Mahomet-Seymour	15:55.20	11
12 Hill, Eli	Normal Universi	15:58.30	12
13 Van Dyke, Ryan	Olympia	16:06.40	13
14 Clay, Joseph	Normal Universi	16:10.60	14
15 Stine, Connor	Olympia	16:34.80	15
16 Chupp, Matthew	Mahomet-Seymour	16:45.80	16
17 Williams, James	Mahomet-Seymour	16:47.10	17
18 Powell, Jackson	Mahomet-Seymour	16:50.90	18
19 Allsup, Brandon	Prairie Central	16:52.50	19
20 Haas, Wes	Bloomington Cent	17:02.10	20
21 Durham, Logan	Pontiac	17:06.90	21
22 Cain, Brayden	Pontiac	17:11.30	22
23 Porter, Andrew	Normal Universi	17:13.20	23
24 Ingram, Ryan	Pontiac	17:20.80	24
25 Evelsizer, Tom	Olympia	17:25.60	25
26 O'Rourke, Liam	Olympia	17:31.70	26
27 Lee, Isaiah	Bloomington Cent	17:33.00	27
28 Zimmerman, Alan	Eureka	17:56.60	28
29 Goad, Austin	Prairie Central	17:59.00	29
30 Masters, Ryan	Prairie Central	18:02.60	30
31 Weseloh, Ryan	Olympia	18:03.80	31
32 Wells, Kory	Pontiac	18:07.50	32
33 Johnson, Bjorn	Prairie Central	18:09.30	33
34 Dionesotes, Daniel	Bloomington Cent	18:12.40	34
35 Thurman, Chase	Olympia	18:20.30	35
36 McWilliams, Josh	Prairie Central	18:23.60	36
37 Good, Jeremy	Rantoul	18:26.40	37
38 Brown, Justin	Olympia	18:27.00	38
39 Costa, Daniel	Prairie Central	18:40.80	39
40 Bleichner, Nick	Bloomington Cent	18:44.80	40
41 Walter, Avery	Prairie Central	18:46.40	41
42 Whalen, Eric	Bloomington Cent	18:50.20	42
43 Gustufson, Logan	Bloomington Cent	18:51.30	43
44 Grusy, Brandon	Eureka	18:52.90	44
45 Quast, Darrell	Eureka	18:53.80	45
46 Schaidle, Josh	Eureka	18:59.00	46
47 Peterson, Malik	Eureka	19:12.80	47
48 Young, Lane	Eureka	19:26.30	48
49 Egerton, Ryan	Rantoul	19:45.50	49
50 Rudzinski, Alex	Rantoul	19:46.80	50
51 Johnson, Xavier	Rantoul	20:03.10	51

Don Slawick
54494

Corn Belt Conference CC Meet - 9/13/2012

Corn Belt Conference

Olympia High School

Rankings

Boys 3 Mile Run CC Open

Comp#	Name	School	Time	Points
1	787 Houska, Lucas	Normal University High	16:39.00	1
2	802 Walch, Andrew	Normal University High	16:52.00	2
3	880 Kupferschmid, Curt	Mahomet-Seymour	17:03.00	3
4	772 Braun, Michael	Normal University High	17:07.00	4
5	879 Keller, Jake	Mahomet-Seymour	17:07.50	5
6	877 Hyde, Jack	Mahomet-Seymour	17:15.00	6
7	869 Butler, Bobby	Mahomet-Seymour	17:18.00	7
8	870 Carlton, Chris	Mahomet-Seymour	17:23.00	8
9	773 Brooks, Jordan	Normal University High	17:34.00	9
10	785 Ho, Jordan	Normal University High	17:47.00	10
11	889 Williams, John	Mahomet-Seymour	18:00.00	11
12	882 McAnally, Mason	Mahomet-Seymour	18:08.00	12
13	798 Su, Alexander	Normal University High	18:11.00	13
14	801 Vaughn, Aidan	Normal University High	18:14.00	14
15	892 Berube, Mathieu	Olympia	18:25.00	
16	903 Van wye, Nikolai	Olympia	18:30.00	
17	783 Herbert, Cameron	Normal University High	18:37.00	
18	916 Green, Garrison	Pontiac	18:40.00	
19	883 Middendorf, Daniel	Mahomet-Seymour	18:51.00	
20	881 Magyar, Joey	Mahomet-Seymour	18:55.00	
21	775 Bugg, Danny	Normal University High	19:03.00	
22	897 Ginger, Tyler	Olympia	19:11.00	
23	780 Diffor, John	Normal University High	19:16.00	
24	781 Gillam, Tyler	Normal University High	19:24.00	
25	792 Morris, Alex	Normal University High	19:27.00	
26	899 Spencer, Dallas	Olympia	19:35.00	
27	776 Burton, Gage	Normal University High	19:36.00	
28	873 Colburn, Jeff	Mahomet-Seymour	19:36.50	
29	770 Bakken, Jared	Normal University High	19:37.00	
30	871 Cebulski, Nathaniel	Mahomet-Seymour	19:50.00	
31	941 Johnson, Basil	Prairie Central	20:00.00	15
32	936 Cabbage, Dakota	Prairie Central	20:03.00	16
33	1000 Torres, Andres	Bloomington Central Catho	20:03.50	17
34	1001 Trauner, Will	Bloomington Central Catho	20:04.00	18
35	921 Shoulders, Riley	Pontiac	20:09.00	
36	777 Chambers, Tallon	Normal University High	20:11.00	
37	790 Malpani, Ravi	Normal University High	20:11.50	
38	804 Warner, Kendall	Normal University High	20:27.00	
39	989 Homan, Jonathon	Bloomington Central Catho	20:31.00	19
40	797 Schlenker, Ethan	Normal University High	20:31.50	
41	803 Wall, Brendan	Normal University High	20:34.00	
42	800 Totten, Sam	Normal University High	20:35.00	
43	980 Clark, Nick	Bloomington Central Catho	20:50.00	20
44	940 Hoselton, Brad	Prairie Central	20:51.00	21
45	796 Rariden, Michael	Normal University High	20:51.50	
46	848 Knepp, Grant	Eureka	21:07.00	
47	949 Schuler, Andrew	Prairie Central	21:10.00	22
48	771 Braun, Chris	Normal University High	21:11.00	
49	948 Perry, Lucas	Prairie Central	21:26.00	23
50	938 Davis, Nathan	Prairie Central	21:28.00	24
51	782 Hamilton, John Ryan	Normal University High	21:47.00	
52	978 Baranek, PJ	Bloomington Central Catho	21:49.00	25
53	944 Knapp, Kyler	Prairie Central	22:07.00	26

Corn Belt Conference CC Meet - 9/13/2012

Corn Belt Conference

Olympia High School

Rankings

....Boys 3 Mile Run CC Open

54	875	Hoseholder, Niko	Mahomet-Seymour	22:16.00
55	852	Seibert, Johnathon	Eureka	22:17.00
56	956	Davis, Ben	Rantoul	22:22.00
57	943	Kilcullen, Jacob	Prairie Central	22:33.00
58	793	Ponce, Andrew	Normal University High	22:51.00
59	913	Anderson, Tim	Pontiac	23:04.00
60	974	Williams, Christopher	Mahomet-Seymour	23:29.00
61	795	Prenzler, Christian	Normal University High	23:35.00
62	769	Adams, Ryan	Normal University High	24:09.00
63	951	Steffen, Zac	Prairie Central	25:05.00

(Bib #950)

51st place lost the bib. Time

was 21:43. From 51st to 63rd

drop down 1 place - Keep the same

time - Mike -

Corn Belt Conference CC Meet - 9/13/2012

Corn Belt Conference

Olympia High School

Rankings

Girls 3 Mile Run CC Open

Comp#	Name	School	Time	Points
1	748 Kirchgessner, Brianne	Normal University High	20:36.00	
2	752 Martin, Natalie	Normal University High	20:38.00	
3	734 Coughlin, Marie	Normal University High	20:42.00	
4	754 O'Shea, Dasha	Normal University High	20:46.00	
5	731 Ayers, Sophia	Normal University High	20:54.00	
6	740 Frank, Cassie	Normal University High	21:17.00	
7	742 Herrman, Katie	Normal University High	21:35.00	
8	741 Henry, Kara	Normal University High	21:56.00	
9	758 Ruiz, Minda	Normal University High	22:00.00	
10	733 Collins, Ashley	Normal University High	22:06.00	
11	759 Rutherford, Megan	Normal University High	22:23.00	
12	843 Metcalfe, Jessica	Eureka	22:47.00	
13	751 Larsen, Bailey	Normal University High	22:49.00	
14	729 Adams, Brittany	Normal University High	22:50.00	
15	738 Donnon, Megan	Normal University High	23:05.00	
16	757 Rosenthal, Lauren	Normal University High	23:10.00	
17	747 Jahiel, Ariana	Normal University High	23:13.00	
18	763 Supan, Samantha	Normal University High	23:16.00	
19	728 Abel, Madi	Normal University High	23:17.00	
20	744 Holmes, Samantha	Normal University High	23:24.00	
21	761 Smid, Paige	Normal University High	23:31.00	
22	762 Spaulding, Mary	Normal University High	23:32.00	
23	982 Duncan, Maggie	Bloomington Central Catho	23:45.00	
24	735 Crockett, Abigail	Normal University High	23:50.00	
25	930 Razo, Amanda	Prairie Central	23:51.00	
26	968 Hilligoss, Kayla	Eureka	24:03.00	
27	760 Shaffer, Sam	Normal University High	24:08.00	
28	865 Simpson, Abigail	Mahomet-Seymour	24:16.00	
29	856 Buzicky, Madison	Mahomet-Seymour	24:16.50	
30	923 Anderson, Trystan	Prairie Central	25:01.00	
31	984 Feeney, Lauren	Bloomington Central Catho	25:06.00	
32	767 Whiting, Hannah	Normal University High	25:19.00	
33	931 Steffen, Tami	Prairie Central	25:51.00	
34	999 Schlenker, Kayla	Bloomington Central Catho	26:01.00	
35	743 Hill, CeCe	Normal University High	26:11.00	
36	737 Crubaugh, floreal	Normal University High	26:12.00	
37	756 Riddell, Mia	Normal University High	26:13.00	
38	993 Moore, Gabby	Bloomington Central Catho	26:15.00	
39	844 Remmert, Whitney	Eureka	26:37.00	
40	845 Waller, Allison	Eureka	26:48.00	
41	768 Williams, Becca	Normal University High	27:44.00	
42	841 McGhee, Krystal	Eureka	27:45.00	
43	765 Thompson, Kylie	Normal University High	30:42.00	
44	988 Hamrin, Monica	Bloomington Central Catho	31:20.00	
45	855 Asbill, Moriah	Mahomet-Seymour	32:09.00	

2012 Taylorville Regional

Final Team Results - Girls

Girls

Team - 7 Mattoon

Team Score (places): 41

Time:19:37.06

Finish Position - 1

Team Score (times):1:38:05.32

Ave

	Bib No	Name	Class	O'All Place	Cum Place	Time	Cum Time	Time Back
1	162	Whitney Maninfior	Jr	4	4	19:06.3	19:06.3	00:00.0
2	159	Victoria Drake	Jr	5	9	19:10.1	38:16.4	00:03.8
3	165	Megan Shaffer	So	7	16	19:28.8	57:45.2	00:22.4
4	157	Cassy Shaffer	Sr	11	27	20:00.8	17:46.0	00:54.5
5	164	Lexi Kremer	So	14	41	20:19.4	38:05.3	01:13.0
6	156	Melinda Holmes	Sr	19	60	20:43.8	58:49.1	01:37.5
7	160	Michaela Drake	Jr	21	81	20:46.3	19:35.4	01:39.9

Team - 2 Champaign (Central)

Team Score (places): 73

Time:20:09.93

Finish Position - 2

Team Score (times):1:40:49.64

Ave

	Bib No	Name	Class	O'All Place	Cum Place	Time	Cum Time	Time Back
1	109	Hannah Wright	Jr	2	2	18:56.8	18:56.8	00:00.0
2	110	Chloe Lessaris	Jr	10	12	19:50.0	38:46.8	00:53.1
3	112	Ali Miller	So	16	28	20:21.6	59:08.4	01:24.8
4	111	Hannah Shine	Fr	22	50	20:50.3	19:58.7	01:53.5
5	114	Julia Smith	Sr	23	73	20:51.0	40:49.6	01:54.2
6	115	Brittany Baker	So	28	101	21:06.5	01:56.1	02:09.7
7	117	Caroline Hopper	So	36	137	21:47.1	23:43.2	02:50.2

Team - 6 Mahomet (M.-Seymour)

Team Score (places): 74

Time:20:07.47

Finish Position - 3

Team Score (times):1:40:37.37

Ave

	Bib No	Name	Class	O'All Place	Cum Place	Time	Cum Time	Time Back
1	144	Lauren Whitehouse	Fr	1	1	18:45.4	18:45.4	00:00.0
2	146	Abigail Nielsen	Jr	6	7	19:22.9	38:08.3	00:37.5
3	147	Isabelle Pommier	Jr	18	25	20:42.3	58:50.6	01:56.9
4	148	Devon Kreps	So	24	49	20:52.4	19:43.0	02:07.0
5	149	Twinkle Mehta	So	25	74	20:54.4	40:37.4	02:09.0
6	152	Ella Fried	So	32	106	21:26.3	02:03.7	02:40.9
7	150	Blayne Moxley	So	38	144	21:54.2	23:57.9	03:08.9

Team - 1 Champaign (Centennial)

Team Score (places): 102

Time:20:34.60

Finish Position - 4

Team Score (times):1:42:52.98

Ave

	Bib No	Name	Class	O'All Place	Cum Place	Time	Cum Time	Time Back
1	101	Rebecca Kaefting	So	3	3	19:06.0	19:06.0	00:00.0
2	102	Jaki Vipond	Jr	12	15	20:04.7	39:10.7	00:58.8
3	103	Gabby Greaser	Fr	15	30	20:21.4	59:32.2	01:15.5
4	104	Amy Janson	Fr	35	65	21:30.4	21:02.6	02:24.5
5	106	Brooke Miller	So	37	102	21:50.4	42:53.0	02:44.4
6	105	Hildegard Luijten	Fr	43	145	22:16.3	05:09.3	03:10.3
7	107	Allison Kaefting	Fr	50	195	23:25.2	28:34.6	04:19.3

Team - 8 Taylorville

Team Score (places): 114

Time:20:47.31

Finish Position - 5

Team Score (times):1:43:56.57

Ave

	Bib No	Name	Class	O'All Place	Cum Place	Time	Cum Time	Time Back
1	171	Michelle Childers	So	9	9	19:37.9	19:37.9	00:00.0
2	167	Macy Brown	Jr	20	29	20:45.8	40:23.7	01:08.0
3	166	Lauren Pearce	Sr	26	55	20:57.4	01:21.1	01:19.6
4	174	Amanda Radecki	So	29	84	21:16.2	22:37.3	01:38.3
5	175	Carly Aldridge	Fr	30	114	21:19.3	43:56.6	01:41.4

6	168	Paige Davis	Jr	33	147	21:27.5	05:24.1	01:49.7
7	170	Allison Collingwood	So	39	186	22:03.6	27:27.7	02:25.7

Team - 3 Charleston
 Team Score (places): 166
 Time:21:39.20

Finish Position - 6
 Team Score (times):1:48:16.00 Ave

	Bib No	Name	Class	O'All Place	Cum Place	Time	Cum Time	Time Back
1	123	Hayley Plummer	Jr	13	13	20:12.1	20:12.1	00:00.0
2	124	Peyton Sledge	Jr	31	44	21:23.4	41:35.6	01:11.3
3	122	Sheridan Noll	So	34	78	21:28.6	03:04.2	01:16.5
4	121	Dallas Banning	Sr	41	119	22:12.1	25:16.3	02:00.0
5	125	Laine Ebbert	Sr	47	166	22:59.7	48:16.0	02:47.6

Team - 5 Effingham (H.S.)
 Team Score (places): 166
 Time:21:36.00

Finish Position - 6
 Team Score (times):1:47:59.98 Ave

	Bib No	Name	Class	O'All Place	Cum Place	Time	Cum Time	Time Back
1	135	Jenna Bingham	Jr	8	8	19:37.8	19:37.8	00:00.0
2	140	Shayna Phillips	Fr	27	35	21:03.0	40:40.8	01:25.3
3	139	Holly Moore	Sr	42	77	22:15.4	02:56.2	02:37.7
4	136	Haley Fatheree	Jr	44	121	22:18.5	25:14.7	02:40.8
5	137	Ashley Jamerson	Sr	45	166	22:45.2	48:00.0	03:07.5
6	138	Kelly Keitel	So	49	215	23:07.1	11:07.0	03:29.3
7	141	Jaclyn Steppe	Jr	53	268	24:10.1	35:17.2	04:32.4

Team - 9 Urbana (H.S.)
 Team Score (places): 202
 Time:22:26.04

Finish Position - 8
 Team Score (times):1:52:10.22 Ave

	Bib No	Name	Class	O'All Place	Cum Place	Time	Cum Time	Time Back	
1	180	Fiona Munro	Fr	17	17	20:21.6	20:21.6	00:00.0	
2	179	Cora McQueen	Fr	40	57	22:07.3	42:29.0	01:45.7	
3	178	Emma Fortney	Jr	46	103	22:54.1	05:23.1	02:32.5	
4	177	Sophia Diers	Fr	48	151	23:00.7	28:23.8	02:39.1	
5	97	Baylee Prestin	Jr	51	202	23:46.5	52:10.2	03:24.8	
6	96	Dyna Mulunda	Jr	52	254	24:00.1	16:10.3	03:38.5	
7	95	Glodie Mujinga	Mulunda	So	54	308	24:19.5	40:29.8	03:57.9

Team - 4 Danville (H.S.)
 Team Score (places): Inc.

Finish Position - Inc.
 Team Score (times):

	Bib No	Name	Class	O'All Place	Cum Place	Time	Cum Time	Time Back	
1	129	Mercedes Elliott	Fr	Less Than 5	Less Than 5		18:30.1	18:30.1	00:00.0
2	127	Emily Cleveland	So	Less Than 5	Less Than 5		20:20.3	38:50.5	01:50.2
3	131	Marissa McMillan	Jr	Less Than 5	Less Than 5		22:48.0	01:38.5	04:17.9
4	133	Linna Shutt	So	Less Than 5	Less Than 5	26:45.6	28:24.1	08:15.4	

O'All Place	Adj Place	Bib No	Name	Team	Time	Pace	Class	Qualifier
1	(< 5)	129	Mercedes Elliott	4-Danville (H.S.)	18:30.1	6:10/M	Fr	IND
2	1	144	Lauren Whitehouse	6-Mahomet (M.-Seymour)	18:45.4	6:15/M	Fr	
3	2	109	Hannah Wright	2-Champaign (Central)	18:56.8	6:19/M	Jr	TM
4	3	101	Rebecca Kaebring	1-Champaign (Centennial)	19:06.0	6:22/M	So	
5	4	162	Whitney Maninfior	7-Mattoon	19:06.3	6:22/M	Jr	TM
6	5	159	Victoria Drake	7-Mattoon	19:10.1	6:23/M	Jr	TM
7	6	146	Abigail Nielsen	6-Mahomet (M.-Seymour)	19:22.9	6:27/M	Jr	
8	7	165	Megan Shaffer	7-Mattoon	19:28.8	6:29/M	So	TM
9	8	135	Jenna Bingham	5-Effingham (H.S.)	19:37.8	6:32/M	Jr	TM
10	9	171	Michelle Childers	8-Taylorville	19:37.9	6:32/M	So	TM
11	10	110	Chloe Lessaris	2-Champaign (Central)	19:50.0	6:36/M	Jr	TM
12	11	157	Cassy Shaffer	7-Mattoon	20:00.8	6:40/M	Sr	TM
13	12	102	Jaki Vipond	1-Champaign (Centennial)	20:04.7	6:41/M	Jr	TM
14	13	123	Hayley Plummer	3-Charleston	20:12.1	6:44/M	Jr	TM
15	14	164	Lexi Kremer	7-Mattoon	20:19.4	6:46/M	So	TM

16	(< 5)	127	Emily Cleveland	4-Danville (H.S.)	20:20.3	6:47/M	So	IND
17	15	103	Gabby Greaser	1-Champaign (Centennial)	20:21.4	6:47/M	Fr	TM
18	16	112	Ali Miller	2-Champaign (Central)	20:21.6	6:47/M	So	TM
19	17	180	Fiona Munro	9-Urbana (H.S.)	20:21.6	6:47/M	Fr	IND
20	18	147	Isabelle Pommier	6-Mahomet (M.-Seymour)	20:42.3	6:54/M	Jr	
21	19	156	Melinda Holmes	7-Mattoon	20:43.8	6:54/M	Sr	TM
22	20	167	Macy Brown	8-Taylorville	20:45.8	6:55/M	Jr	TM
23	21	160	Michaela Drake	7-Mattoon	20:46.3	6:55/M	Jr	TM
24	22	111	Hannah Shiney	2-Champaign (Central)	20:50.3	6:57/M	Fr	TM
25	23	114	Julia Smith	2-Champaign (Central)	20:51.0	6:57/M	Sr	TM
26	24	148	Devon Kreps	6-Mahomet (M.-Seymour)	20:52.4	6:57/M	So	TM
27	25	149	Twinkle Mehta	6-Mahomet (M.-Seymour)	20:54.4	6:58/M	So	TM
28	26	166	Lauren Pearce	8-Taylorville	20:57.4	6:59/M	Sr	TM
29	27	140	Shayna Phillips	5-Effingham (H.S.)	21:03.0	7:01/M	Fr	TM
30	28	115	Brittany Baker	2-Champaign (Central)	21:06.5	7:02/M	So	TM
31	29	174	Amanda Radecki	8-Taylorville	21:16.2	7:05/M	So	TM
32	30	175	Carly Aldridge	8-Taylorville	21:19.3	7:06/M	Fr	TM
33	31	124	Peyton Sledge	3-Charleston	21:23.4	7:08/M	Jr	TM
34	32	152	Ella Fried	6-Mahomet (M.-Seymour)	21:26.3	7:09/M	So	TM
35	33	168	Paige Davis	8-Taylorville	21:27.5	7:09/M	Jr	TM
36	34	122	Sheridan Noll	3-Charleston	21:28.6	7:09/M	So	TM
37	35	104	Amy Janson	1-Champaign (Centennial)	21:30.4	7:10/M	Fr	TM
38	36	117	Caroline Hopper	2-Champaign (Central)	21:47.1	7:16/M	So	TM
39	37	106	Brooke Miller	1-Champaign (Centennial)	21:50.4	7:17/M	So	TM
40	38	150	Blayne Moxley	6-Mahomet (M.-Seymour)	21:54.2	7:18/M	So	TM
41	39	170	Allison Collingwood	8-Taylorville	22:03.6	7:21/M	So	TM
42	40	179	Cora McQueen	9-Urbana (H.S.)	22:07.3	7:22/M	Fr	IND
43	41	121	Dallas Banning	3-Charleston	22:12.1	7:24/M	Sr	TM
44	42	139	Holly Moore	5-Effingham (H.S.)	22:15.4	7:25/M	Sr	TM
45	43	105	Hildegard Luijten	1-Champaign (Centennial)	22:16.3	7:25/M	Fr	TM
46	44	136	Haley Fatheree	5-Effingham (H.S.)	22:18.5	7:26/M	Jr	TM
47	45	137	Ashley Jamerson	5-Effingham (H.S.)	22:45.2	7:35/M	Sr	TM
48	(< 5)	131	Marissa McMillan	4-Danville (H.S.)	22:48.0	7:36/M	Jr	IND
49	46	178	Emma Fortney	9-Urbana (H.S.)	22:54.1	7:38/M	Jr	
50	47	125	Laine Ebbert	3-Charleston	22:59.7	7:40/M	Sr	TM
51	48	177	Sophia Diers	9-Urbana (H.S.)	23:00.7	7:40/M	Fr	
52	49	138	Kelly Keitel	5-Effingham (H.S.)	23:07.1	7:42/M	So	TM
53	50	107	Allison Kaefring	1-Champaign (Centennial)	23:25.2	7:48/M	Fr	
54	51	97	Baylee Prestin	9-Urbana (H.S.)	23:46.5	7:55/M	Jr	
55	52	96	Dyna Mulunda	9-Urbana (H.S.)	24:00.1	8:00/M	Jr	
56	53	141	Jaclyn Steppe	5-Effingham (H.S.)	24:10.1	8:03/M	Jr	TM
57	54	95	Glodie Mujinga Mulunda	9-Urbana (H.S.)	24:19.5	8:06/M	So	
58	(< 5)	133	Linna Shutt	4-Danville (H.S.)	26:45.6	8:55/M	So	

Final Team Results - Boys

Boys

Team - 6 Mahomet (M.-Seymour)

Team Score (places): 31

Time: 15:51.08

Finish Position - 1

Team Score (times): 1:19:15.41

Ave

	Bib No	Name	Class	O'All Place	Cum Place	Time	Cum Time	Time Back
1	59	Forrest Smoes	Jr	2	2	15:06.9	15:06.9	00:00.0
2	58	Johnathan Schaap	Sr		4	6	15:43.7	30:50.7
3	60	Ethan Russell	Jr	5	11	15:57.2	46:47.9	00:50.3
4	61	Alex Keeble	Fr	7	18	16:02.1	02:50.0	00:55.1
5	69	Matthew Chupp	Sr	13	31	16:25.4	19:15.4	01:18.5
6	64	James Williams	Jr	16	47	16:30.9	35:46.3	01:23.9
7	62	Jackson Powell	So	30	77	17:08.0	52:54.3	02:01.1

Team - 3 Charleston
Team Score (places): 70
Time:16:15.53

Finish Position - 2
Team Score (times):1:21:17.67 Ave

	Bib No	Name	Class	O'All Place	Cum Place	Time	Cum Time	Time Back
1	25	Riley McInerney	Sr	1	1	14:51.1	14:51.1	00:00.0
2	26	Taylor Garrett	Jr	9	10	16:13.1	31:04.3	01:22.0
3	27	Niko Tadic	Sr	12	22	16:19.2	47:23.4	01:28.1
4	29	Colin McInerney	So	21	43	16:51.6	04:15.1	02:00.5
5	28	Zach Sanders	Jr	27	70	17:02.6	21:17.7	02:11.5
6	30	Colton Bell	Fr	29	99	17:05.8	38:23.4	02:14.6
7	31	Val Walker	So	31	130	17:08.1	55:31.5	02:17.0

Team - 2 Champaign (Central)
Team Score (places): 99
Time:16:46.17

Finish Position - 3
Team Score (times):1:23:50.85 Ave

	Bib No	Name	Class	O'All Place	Cum Place	Time	Cum Time	Time Back
1	13	Kain Shirley	Sr	15	15	16:28.4	16:28.4	00:00.0
2	18	Isaac Kasten	So	18	33	16:42.5	33:10.9	00:14.2
3	14	Corey White	Jr	19	52	16:47.1	49:58.0	00:18.7
4	16	Nimesh Avashia	Jr	23	75	16:54.0	06:52.0	00:25.6
5	15	Hayden Hinton	Jr	24	99	16:58.8	23:50.8	00:30.4
6	23	Henry Sills	Fr	34	133	17:20.9	41:11.7	00:52.5
7	17	Deonte Young	Jr	37	170	17:38.8	58:50.5	01:10.4

Team - 7 Mattoon
Team Score (places): 99
Time:16:44.73

Finish Position - 3
Team Score (times):1:23:43.63 Ave

	Bib No	Name	Class	O'All Place	Cum Place	Time	Cum Time	Time Back
1	70	John Righter	Sr	8	8	16:09.4	16:09.4	00:00.0
2	76	Jacob Perry	Jr	17	25	16:39.8	32:49.2	00:30.3
3	77	Ben Righter	Jr	20	45	16:50.9	49:40.1	00:41.5
4	72	Andrew Bell	Jr	26	71	17:00.2	06:40.3	00:50.8
5	79	James Kimball	So	28	99	17:03.3	23:43.6	00:53.9
6	81	Joel Goodrich	Fr	44	143	18:18.4	42:02.0	02:08.9
7	73	Cooper Collings	Jr	55	198	19:18.3	01:20.4	03:08.9

Team - 8 Taylorville
Team Score (places): 110
Time:16:47.44

Finish Position - 5
Team Score (times):1:23:57.20 Ave

	Bib No	Name	Class	O'All Place	Cum Place	Time	Cum Time	Time Back
1	84	Grant Livingston	Jr	6	6	16:02.0	16:02.0	00:00.0
2	85	Nic Wright	Jr	14	20	16:27.1	32:29.0	00:25.1
3	88	Luke Molen	So	25	45	16:58.8	49:27.9	00:56.8
4	87	Noah Likes	So	32	77	17:10.0	06:37.8	01:08.0
5	82	Brian Brummer	Sr	33	110	17:19.4	23:57.2	01:17.4
6	83	Chase Finks	Sr	43	153	18:17.6	42:14.8	02:15.6
7	89	Tommy O'Brien	Fr	49	202	18:39.1	00:53.8	02:37.1

Team - 1 Champaign (Centennial)
Team Score (places): 122
Time:16:58.38

Finish Position - 6
Team Score (times):1:24:51.88 Ave

	Bib No	Name	Class	O'All Place	Cum Place	Time	Cum Time	Time Back
1	1	Aaron Miller	Sr	10	10	16:13.4	16:13.4	00:00.0
2	2	Reis Desantis	Jr	11	21	16:14.0	32:27.4	00:00.6
3	3	Alec Shedelbower	So	22	43	16:52.8	49:20.2	00:39.4
4	8	Josh Zharnitsky	Sr	39	82	17:41.7	07:01.9	01:28.2
5	5	Sam Blisset	So	40	122	17:50.0	24:51.9	01:36.6
6	4	Riley Skube	So	41	163	18:00.6	42:52.5	01:47.2
7	9	Jon Stephen	So	57	220	19:23.6	02:16.1	03:10.2

Team - 4 Danville (H.S.)
Team Score (places): 169
Time:17:27.87

Finish Position - 7
Team Score (times):1:27:19.37 Ave

	Bib No	Name	Class	O'All Place	Cum Place	Time	Cum Time	Time Back
1	44	Johnny Leverenz		Jr	3	3	15:10.7	15:10.7 00:00.0
2	47	Carl Way		Fr	36	39	17:35.8	32:46.5 02:25.1
3	41	Anthony Holmes		Sr	38	77	17:41.4	50:27.9 02:30.7
4	40	Austin Ewing		So	45	122	18:22.6	08:50.5 03:11.9
5	46	Zach Seeley		Sr	47	169	18:28.9	27:19.4 03:18.1
6	38	Jeremiah Cooley		Fr	51	220	18:49.3	46:08.7 03:38.6
7	43	Josh King		So	54	274	18:59.2	05:07.9 03:48.5

Team - 5 Effingham (H.S.)

Finish Position - 8

Team Score (places): 238

Team Score (times): 1:32:36.86

Ave

Time: 18:31.37

	Bib No	Name	Class	O'All Place	Cum Place	Time	Cum Time	Time Back
1	52	Leighton Lark		Jr	42	42	18:08.3	18:08.3 00:00.0
2	49	Gary Damron		Jr	46	88	18:23.6	36:31.8 00:15.3
3	57	Patrick Siner		Fr	48	136	18:31.8	55:03.6 00:23.6
4	48	Leevi Baker		Jr	50	186	18:41.0	13:44.7 00:32.8
5	53	Kennan Mahaffey		Jr	52	238	18:52.2	32:36.9 00:43.9
6	54	Kyle Niebrugge		Jr	53	291	18:55.6	51:32.5 00:47.3
7	55	Josh Stombaugh		Sr	56	347	19:22.0	10:54.5 01:13.7

Team - 9 Urbana (H.S.)

Finish Position - 9

Team Score (places): 273

Team Score (times): 1:39:32.96

Ave

Time: 19:54.59

	Bib No	Name	Class	O'All Place	Cum Place	Time	Cum Time	Time Back
1	91	Carter Huff		Fr	35	35	17:25.0	17:25.0 00:00.0
2	92	Willie Powers		Fr	58	93	19:44.2	37:09.3 02:19.2
3	94	Jacob Srajek		Fr	59	152	19:45.4	56:54.7 02:20.4
4	93	Michael Rodriguez		Fr	60	212	20:44.0	17:38.7 03:19.0
5	90	Grant Allen		Jr	61	273	21:54.3	39:33.0 04:29.3

1	1	25	Riley McInerney		3-Charleston	14:51.1	4:57/M	Sr	TM	
2	2	59	Forrest Smoes		6-Mahomet (M.-Seymour)		15:06.9	5:02/M	Jr	TM
3	3	44	Johnny Leverenz		4-Danville (H.S.)		15:10.7	5:03/M	Jr	TM
4	4	58	Johnathan Schaap		6-Mahomet (M.-Seymour)		15:43.7	5:14/M	Sr	TM
5	5	60	Ethan Russell		6-Mahomet (M.-Seymour)		15:57.2	5:19/M	Jr	TM
6	6	84	Grant Livingston		8-Taylorville	16:02.0	5:20/M	Jr	TM	
7	7	61	Alex Keeble		6-Mahomet (M.-Seymour)		16:02.1	5:21/M	Fr	TM
8	8	70	John Righter		7-Mattoon	16:09.4	5:23/M	Sr	TM	
9	9	26	Taylor Garrett		3-Charleston	16:13.1	5:24/M	Jr	TM	
10	10	1	Aaron Miller		1-Champaign (Centennial)		16:13.4	5:24/M	Sr	TM
11	11	2	Reis Desantis		1-Champaign (Centennial)		16:14.0	5:25/M	Jr	TM
12	12	27	Niko Tadic		3-Charleston	16:19.2	5:26/M	Sr	TM	
13	13	69	Matthew Chupp		6-Mahomet (M.-Seymour)		16:25.4	5:28/M	Sr	TM
14	14	85	Nic Wright		8-Taylorville	16:27.1	5:29/M	Jr	TM	
15	15	13	Kain Shirley		2-Champaign (Central)	16:28.4	5:29/M	Sr	TM	
16	16	64	James Williams		6-Mahomet (M.-Seymour)		16:30.9	5:30/M	Jr	TM
17	17	76	Jacob Perry		7-Mattoon	16:39.8	5:33/M	Jr	TM	
18	18	18	Isaac Kasten		2-Champaign (Central)	16:42.5	5:34/M	So	TM	
19	19	14	Corey White		2-Champaign (Central)	16:47.1	5:36/M	Jr	TM	
20	20	77	Ben Righter		7-Mattoon	16:50.9	5:37/M	Jr	TM	
21	21	29	Colin McInerney		3-Charleston	16:51.6	5:37/M	So	TM	
22	22	3	Alec Shedelbower		1-Champaign (Centennial)		16:52.8	5:37/M	So	TM
23	23	16	Nimesh Avashia		2-Champaign (Central)	16:54.0	5:38/M	Jr	TM	
24	24	15	Hayden Hinton		2-Champaign (Central)	16:58.8	5:39/M	Jr	TM	
25	25	88	Luke Molen		8-Taylorville	16:58.8	5:39/M	So	TM	
26	26	72	Andrew Bell		7-Mattoon	17:00.2	5:40/M	Jr	TM	
27	27	28	Zach Sanders		3-Charleston	17:02.6	5:41/M	Jr	TM	
28	28	79	James Kimball		7-Mattoon	17:03.3	5:41/M	So	TM	
29	29	30	Colton Bell		3-Charleston	17:05.8	5:42/M	Fr	TM	
30	30	62	Jackson Powell		6-Mahomet (M.-Seymour)		17:08.0	5:43/M	So	TM

31	31	31	Val Walker	3-Charleston	17:08.1	5:43/M	So	TM	
32	32	87	Noah Likes	8-Taylorville	17:10.0	5:43/M	So	TM	
33	33	82	Brian Brummer	8-Taylorville	17:19.4	5:46/M	Sr	TM	
34	34	23	Henry Sills	2-Champaign (Central)	17:20.9	5:47/M	Fr	TM	
35	35	91	Carter Huff	9-Urbana (H.S.)	17:25.0	5:48/M	Fr	IND	
36	36	47	Carl Way	4-Danville (H.S.)	17:35.8	5:52/M	Fr	TM	
37	37	17	Deonte Young	2-Champaign (Central)	17:38.8	5:53/M	Jr	TM	
38	38	41	Anthony Holmes	4-Danville (H.S.)	17:41.4	5:54/M	Sr	TM	
39	39	8	Josh Zharnitsky	1-Champaign (Centennial)	17:41.7	5:54/M	Sr		
40	40	5	Sam Blisset	1-Champaign (Centennial)	17:50.0	5:57/M	So	TM	
41	41	4	Riley Skube	1-Champaign (Centennial)	18:00.6	6:00/M	So	TM	
42	42	52	Leighton Lark	5-Effingham (H.S.)	18:08.3	6:03/M	Jr	IND	
43	43	83	Chase Finks	8-Taylorville	18:17.6	6:06/M	Sr	TM	
44	44	81	Joel Goodrich	7-Mattoon	18:18.4	6:06/M	Fr	TM	
45	45	40	Austin Ewing	4-Danville (H.S.)	18:22.6	6:07/M	So	TM	
46	46	49	Gary Damron	5-Effingham (H.S.)	18:23.6	6:08/M	Jr	IND	
47	47	46	Zach Seeley	4-Danville (H.S.)	18:28.9	6:09/M	Sr	TM	
48	48	57	Patrick Siner	5-Effingham (H.S.)	18:31.8	6:10/M	Fr	IND	
49	49	89	Tommy O'Brien	8-Taylorville	18:39.1	6:13/M	Fr	TM	
50	50	48	Leevi Baker	5-Effingham (H.S.)	18:41.0	6:14/M	Jr	IND	
51	51	38	Jeremiah Cooley	4-Danville (H.S.)	18:49.3	6:16/M	Fr	TM	
52	52	53	Kennan Mahaffey	5-Effingham (H.S.)	18:52.2	6:17/M	Jr		
53	53	54	Kyle Niebrugge	5-Effingham (H.S.)	18:55.6	6:18/M	Jr		
54	54	43	Josh King	4-Danville (H.S.)	18:59.2	6:20/M	So	TM	
55	55	73	Cooper Collings	7-Mattoon	19:18.3	6:26/M	Jr	TM	
56	56	55	Josh Stombaugh	5-Effingham (H.S.)	19:22.0	6:27/M	Sr		
57	57	9	Jon Stephen	1-Champaign (Centennial)	19:23.6	6:28/M	So	TM	
58	58	92	Willie Powers	9-Urbana (H.S.)	19:44.2	6:35/M	Fr		
59	59	94	Jacob Srajek	9-Urbana (H.S.)	19:45.4	6:35/M	Fr		
60	60	93	Michael Rodriguez	9-Urbana (H.S.)	20:44.0	6:55/M	Fr		
61	61	90	Grant Allen	9-Urbana (H.S.)	21:54.3	7:18/M	Jr		

2012 Decatur Sectional

Overall Finish List - Girls

Girls

All Runners

O'all Place	Adj Place	Bib No	Name	Team	Time
1	(< 5)		Mercedes Elliott	Danville (H.S.)	18:24.00
2	1		Lindsay Rogers	Chatham (Glenwood)	18:32.00
3	2		Natalie Motor	Springfield (H.S.)	18:43.00
4	3		Meredith McClain	Springfield (Sacred Heart	18:50.00
5	4		Meghan McClain	Springfield (Sacred Heart	18:50.00
6	5		Emma Chelsvig	Jacksonville (H.S.)	18:54.00
7	(< 5)		Maggie Curlin	Decatur (MacArthur)	18:55.00
8	6		Lauren Whitehouse	Mahomet (M.-Seymour)	18:56.00
9	7		Cassady Garner	Chatham (Glenwood)	19:00.00
10	8		Hannah Wright	Champaign (Central)	19:01.00
11	9		Emily Holtzclaw	Highland	19:09.00
12	10		Sophia Gullo	Springfield (H.S.)	19:13.00
13	11		Kerraline Wurl	Chatham (Glenwood)	19:17.00
14	12		Aly Goff	Springfield (H.S.)	19:18.00
15	13		Allison Zobrist	Highland	19:18.00
16	14		Abigail Nielsen	Mahomet (M.-Seymour)	19:20.00
17	15		Kyra Biarkis	Troy (Triad)	19:20.00
18	16		Rachael Crowley	Chatham (Glenwood)	19:23.00
19	17		Michelle Childers	Taylorville	19:24.00
20	18		Whitney Maninfior	Mattoon	19:25.00
21	19		Emily Russell	Carbondale (H.S.)	19:27.00
22	20		Christina Kropid	Springfield (H.S.)	19:28.00
23	21		Victoria Drake	Mattoon	19:29.00
24	22		Megan Shaffer	Mattoon	19:32.00
25	23		Ellie Hamill	Springfield (H.S.)	19:32.00
26	24		Erica Rideout	Chatham (Glenwood)	19:35.00
27	25		Hope Elliott	Waterloo (H.S.)	19:36.00
28	26		Rebecca KaeFRING	Champaign (Centennial)	19:37.00
29	27		Kirsten Aydt	Chatham (Glenwood)	19:42.00
30	28		Hannah Cherry	Carbondale (H.S.)	19:42.00
31	29		Jenna Bingham	Effingham (H.S.)	19:47.00
32	30		Breiana Lowe	Chatham (Glenwood)	19:58.00
33	31		Jaki Vipond	Champaign (Centennial)	20:01.00
34	32		Lauren Smith	Springfield (H.S.)	20:02.00
35	33		Rineka Simmons	East St. Louis (Sr.)	20:05.00
36	34		Natalie Flynn	Jacksonville (H.S.)	20:07.00
37	35		Chloe Lessaris	Champaign (Central)	20:12.00
38	36		Megan Grantom	Troy (Triad)	20:17.00
39	37		Brandy Dedecker	Carbondale (H.S.)	20:18.00
40	38		Taylor Pohlman	Springfield (Sacred Heart	20:22.00
41	39		Bridget McClain	Springfield (Sacred Heart	20:26.00
42	40		Taylor Prusa	Highland	20:29.00
43	41		Kayla Wilson	Mascoutah	20:30.00
44	42		Mckenzie Moredock	Springfield (Sacred Heart	20:35.00
45	43		Isabelle Pommier	Mahomet (M.-Seymour)	20:35.00
46	44		Cassy Shaffer	Mattoon	20:37.00
47	45		Shelby Shotton	Marion (H.S.)	20:38.00
48	46		Macy Brown	Taylorville	20:39.00
49	47		Rachel Campbell	East St. Louis (Sr.)	20:41.00
50	48		Precious Hudspeth	East St. Louis (Sr.)	20:42.00
51	49		Michaela Drake	Mattoon	20:43.00

52	50	Elaine Herman	Troy (Triad)	20:45.00
53	51	Lexi Kremer	Mattoon	20:46.00
54	52	Miranda Koehler	Springfield (Sacred Heart	20:46.00
55	(< 5)	Fiona Munro	Urbana (H.S.)	20:46.00
56	53	Lauren Pearce	Taylorville	20:47.00
57	54	Ali Miller	Champaign (Central)	20:48.00
58	55	Hannah Shiner	Champaign (Central)	20:49.00
59	(< 5)	Abigail Ingenrieth	Centralia (H.S.)	20:51.00
60	56	Desirae Shirley	Champaign (Central)	20:52.00
61	57	Meredith Wells	Springfield (H.S.)	20:54.00
62	58	Claire Buck	Troy (Triad)	20:55.00
63	59	Lauren Kershner	Troy (Triad)	20:57.00
64	60	Paige Davis	Taylorville	20:58.00
65	61	Twinkle Mehta	Mahomet (M.-Seymour)	20:59.00
66	62	Alex House	Springfield (Sacred Heart	21:01.00
67	63	Julia Smith	Champaign (Central)	21:01.00
68	64	Seantell Johnson	East St. Louis (Sr.)	21:04.00
69	65	Amanda Radecki	Taylorville	21:05.00
70	66	Suzanna DelRio	Carbondale (H.S.)	21:05.00
71	67	Sam Garza	Waterloo (H.S.)	21:07.00
72	68	Jayden Shelton	Highland	21:08.00
73	69	NyJae McNeal	East St. Louis (Sr.)	21:09.00
74	70	Melinda Holmes	Mattoon	21:12.00
75	71	Madeline Johnson	Carbondale (H.S.)	21:13.00
76	72	Jamella McGraw	East St. Louis (Sr.)	21:19.00
77	73	Allison Hewitt	Jacksonville (H.S.)	21:20.00
78	74	Devon Kreps	Mahomet (M.-Seymour)	21:22.00
79	75	Carly Aldridge	Taylorville	21:22.00
80	(< 5)	Marissa McMillan	Danville (H.S.)	21:24.00
81	(< 5)	Emily Cleveland	Danville (H.S.)	21:27.00
82	76	Gabby Greaser	Champaign (Centennial)	21:29.00
83	(< 5)	Gabriel Wegmann	Decatur (MacArthur)	21:31.00
84	77	Clara Lee	Jacksonville (H.S.)	21:32.00
85	78	Jordan Baker	Marion (H.S.)	21:33.00
86	79	Mary Kate Markley	Marion (H.S.)	21:37.00
87	80	Brittany Baker	Champaign (Central)	21:39.00
88	81	Amy Janson	Champaign (Centennial)	21:39.00
89	(< 5)	Zoe Mattingly	Mt. Vernon (H.S.)	21:40.00
90	82	Whitney Liefer	Waterloo (H.S.)	21:41.00
91	83	Lezlie Wofford	Springfield (Lanphier)	21:42.00
92	84	Shayna Phillips	Effingham (H.S.)	21:45.00
93	85	Nikki Dentzman	Springfield (Lanphier)	21:45.00
94	86	Shasta Bryant	Springfield (Lanphier)	21:47.00
95	87	Sam Goodale	Carbondale (H.S.)	21:47.00
96	88	Abbey Johnson	Highland	21:48.00
97	89	Ella Fried	Mahomet (M.-Seymour)	21:49.00
98	(< 5)	Camilla Bauer	Mt. Vernon (H.S.)	21:50.00
99	(< 5)	Alexia Ryan	Centralia (H.S.)	21:54.00
100	90	Brooke Miller	Champaign (Centennial)	21:54.00
101	91	Blayne Moxley	Mahomet (M.-Seymour)	21:57.00
102	92	Bailey Leitschuh	Highland	21:57.00
103	93	Alexis Jibben	Jacksonville (H.S.)	21:59.00
104	94	Katie Rammelkamp	Jacksonville (H.S.)	21:59.00
105	95	Abby Rinderer	Highland	22:05.00
106	96	Courtney Elder	Waterloo (H.S.)	22:12.00
107	97	Mckenna Ringlein	Mascoutah	22:13.00
108	98	Tiffany Berriault	Mascoutah	22:13.00
109	99	Autumn Graves	Marion (H.S.)	22:14.00
110	100	Keala Lusk	Troy (Triad)	22:16.00
111	101	Brooke Ward	Taylorville	22:17.00
112	102	Dana Sigman	Mascoutah	22:20.00
113	103	Hildegard Luijten	Champaign (Centennial)	22:21.00
114	104	Emily Corbridge	Jacksonville (H.S.)	22:24.00

9	Carbondale (H.S.)	221	19	28	37	66	71	87	114
	Top 5 Times: 1:41:45.00								
10	Taylorville	241	17	46	53	60	65	75	101
	Top 5 Times: 1:42:53.00								
11	East St. Louis (Sr.)	261	33	47	48	64	69	72	107
	Top 5 Times: 1:43:41.00								
12	Jacksonville (H.S.)	282	5	34	73	77	93	94	104
	Top 5 Times: 1:43:52.00								
13	Champaign (Centennial)	304	26	31	76	81	90	103	133
	Top 5 Times: 1:44:40.00								
14	Waterloo (H.S.)	383	25	67	82	96	113		
	Top 5 Times: 1:47:57.00								
15	Marion (H.S.)	411	45	78	79	99	110	127	
	Top 5 Times: 1:49:11.00								
16	Mascoutah	443	41	97	98	102	105	106	125
	Top 5 Times: 1:49:42.00								
17	Effingham (H.S.)	454	29	84	108	116	117	122	130
	Top 5 Times: 1:52:02.00								
18	Springfield (Lanphier)	492	83	85	86	112	126	128	129
	Top 5 Times: 1:53:17.00								
19	Jerseyville (Jersey)	581	109	115	118	119	120	121	
	Top 5 Times: 1:58:15.00								
20	Lincoln	644	123	124	131	132	134		
	Top 5 Times: 2:07:46.00								

O'all	Adj				
Place	Place	Name	Team	Time	
1	1	Riley McInerney	Charleston	14:53.00	4:58/M
2	2	Johnathan Schaap	Mahomet (M.-Seymour)	15:01.00	5:00/M
3	3	Forrest Smoes	Mahomet (M.-Seymour)	15:14.00	5:05/M
4	4	Johnny Leverenz	Danville (H.S.)	15:14.00	5:05/M
5	5	Samuel Welbourne	Jerseyville (Jersey)	15:15.00	5:05/M
6	6	Chris Martin	Mascoutah	15:22.00	5:07/M
7	7	Josh Rodenberg	Waterloo (H.S.)	15:30.00	5:10/M
8	8	Marc Maton	Chatham (Glenwood)	15:31.00	5:10/M
9	9	Murphy Affolder	Mascoutah	15:44.00	5:15/M
10	10	David Modert	Mt. Vernon (H.S.)	15:45.00	5:15/M
11	11	Ethan Russell	Mahomet (M.-Seymour)	15:51.00	5:17/M
12	12	Tyler Owens	Springfield (H.S.)	15:51.00	5:17/M
13	(< 5)	John Davis	Lincoln	15:55.00	5:18/M
14	13	Aaron Miller	Champaign (Centennial)	16:06.00	5:22/M
15	14	Nathan Hoffman	Springfield (H.S.)	16:06.00	5:22/M
16	15	Taylor Garrett	Charleston	16:06.00	5:22/M
17	16	Pat Fitzgibbon	Springfield (H.S.)	16:07.00	5:22/M
18	17	Grant Livingston	Taylorville	16:10.00	5:23/M
19	18	James Douglas	Carbondale (H.S.)	16:10.00	5:23/M
20	19	Cole Rodenberg	Waterloo (H.S.)	16:11.00	5:24/M
21	20	Grant Kaiser	Chatham (Glenwood)	16:16.00	5:25/M
22	21	Eric Wise	Springfield (H.S.)	16:17.00	5:26/M

23	22	Dylan Gibson	Carbondale (H.S.)	16:19.00	5:26/M
24	23	Reis DeSantis	Champaign (Centennial)	16:19.00	5:26/M
25	24	Kain Shirley	Champaign (Central)	16:24.00	5:28/M
26	25	James Williams	Mahomet (M.-Seymour)	16:26.00	5:29/M
27	26	John Righter	Mattoon	16:27.00	5:29/M
28	27	Micah Cherry	Carbondale (H.S.)	16:29.00	5:30/M
29	(< 5)	Alex Cranick	Highland	16:30.00	5:30/M
30	28	Zach Humphrey	Marion (H.S.)	16:31.00	5:30/M
31	29	Dylan Faulkenberg	Troy (Triad)	16:33.00	5:31/M
32	30	Niko Tadic	Charleston	16:33.00	5:31/M
33	31	Matthew Chupp	Mahomet (M.-Seymour)	16:33.00	5:31/M
34	32	Isaac Kasten	Champaign (Central)	16:34.00	5:31/M
35	33	Nic Wright	Taylorville	16:34.00	5:31/M
36	34	Gabe Powell	Chatham (Glenwood)	16:35.00	5:32/M
37	35	Heath Warren	Springfield (H.S.)	16:37.00	5:32/M
38	36	Ethan Bluhm	Springfield (Sacred Heart	16:37.00	5:32/M
39	37	Landon Skelly	Chatham (Glenwood)	16:37.00	5:32/M
40	38	Sam Rogers	Springfield (Sacred Heart	16:37.00	5:32/M
41	39	Jackson Powell	Mahomet (M.-Seymour)	16:37.00	5:32/M
42	40	Colin Enteman	Chatham (Glenwood)	16:40.00	5:33/M
43	41	Alec Shedelbower	Champaign (Centennial)	16:40.00	5:33/M
44	42	Jonathan Durr	Chatham (Glenwood)	16:40.00	5:33/M
45	43	Grant Luebkemann	Springfield (H.S.)	16:40.00	5:33/M
46	44	Corey White	Champaign (Central)	16:43.00	5:34/M
47	45	Lance Mueller	Waterloo (H.S.)	16:43.00	5:34/M
48	46	Mitchell Rushing	Marion (H.S.)	16:43.00	5:34/M
49	47	Glen McClain	Springfield (Sacred Heart	16:46.00	5:35/M
50	48	Jacob Perry	Mattoon	16:47.00	5:36/M
51	49	Joyner Deamer	Carbondale (H.S.)	16:48.00	5:36/M
52	50	Matt Thompson	Mascoutah	16:49.00	5:36/M
53	51	Collin Hayes	Troy (Triad)	16:52.00	5:37/M
54	52	Jordan Wilemon	Mt. Vernon (H.S.)	16:56.00	5:39/M
55	53	Nate Allyn	Decatur (MacArthur)	16:57.00	5:39/M
56	54	Jon Bluhm	Springfield (Sacred Heart	16:57.00	5:39/M
57	55	Justin Zanger	Springfield (Sacred Heart	16:58.00	5:39/M
58	56	Ryan Krause	Troy (Triad)	16:58.00	5:39/M
59	(< 5)	TJ Rodgers	Centralia (H.S.)	16:58.00	5:39/M
60	57	Nimesh Avashia	Champaign (Central)	16:59.00	5:40/M
61	58	Jared Heern	Carbondale (H.S.)	16:59.00	5:40/M
62	59	Dustin Reed	Marion (H.S.)	17:00.00	5:40/M
63	60	Brandon Rose	Troy (Triad)	17:00.00	5:40/M
64	61	Colin McInerney	Charleston	17:01.00	5:40/M
65	62	Elek Wellman	Springfield (Sacred Heart	17:02.00	5:41/M
66	63	Jwahn Askew	East St. Louis (Sr.)	17:04.00	5:41/M
67	64	Karson Hahn	Mt. Vernon (H.S.)	17:05.00	5:42/M
68	65	Ben Richter	Troy (Triad)	17:05.00	5:42/M
69	66	Ben Righter	Mattoon	17:06.00	5:42/M
70	67	Hayden Hinton	Champaign (Central)	17:06.00	5:42/M
71	68	Matt Wendell	Jerseyville (Jersey)	17:11.00	5:44/M
72	(< 5)	Deran Jimison	Cahokia (H.S.)	17:14.00	5:45/M
73	69	Matt O'Shea	Springfield (Sacred Heart	17:15.00	5:45/M
74	70	Zach Sanders	Charleston	17:15.00	5:45/M
75	(< 5)	Carter Huff	Urbana (H.S.)	17:16.00	5:45/M
76	71	Ethan Badger	Mt. Vernon (H.S.)	17:16.00	5:45/M
77	72	Brian Brummer	Taylorville	17:16.00	5:45/M
78	73	Lincoln Van Meter	Decatur (MacArthur)	17:17.00	5:46/M
79	74	Eric Hecker	Jerseyville (Jersey)	17:18.00	5:46/M
80	75	Jake Wilson	Mt. Vernon (H.S.)	17:18.00	5:46/M
81	76	Daniel Flood	Mt. Vernon (H.S.)	17:19.00	5:46/M
82	77	James KImball	Mattoon	17:20.00	5:47/M
83	78	Lucas Haller	Troy (Triad)	17:21.00	5:47/M
84	79	Marcus Jackson	East St. Louis (Sr.)	17:23.00	5:48/M
85	80	Andrew Bell	Mattoon	17:23.00	5:48/M

86	81	Noah Likes	Taylorville	17:24.00	5:48/M
87	82	Devonte Ackins	East St. Louis (Sr.)	17:25.00	5:48/M
88	83	Davell Love	Carbondale (H.S.)	17:26.00	5:49/M
89	84	Carl Way	Danville (H.S.)	17:26.00	5:49/M
90	85	Adam Henson	Waterloo (H.S.)	17:26.00	5:49/M
91	86	Sam Blisset	Champaign (Centennial)	17:27.00	5:49/M
92	87	Luke Molen	Taylorville	17:28.00	5:49/M
93	88	Dustin Schrieber	Waterloo (H.S.)	17:29.00	5:50/M
94	(< 5)	Devante Perkins	Springfield (Southeast)	17:29.00	5:50/M
95	89	Henry Sills	Champaign (Central)	17:30.00	5:50/M
96	90	Cam McElheny	Carbondale (H.S.)	17:31.00	5:50/M
97	91	Weston Liefer	Waterloo (H.S.)	17:36.00	5:52/M
98	92	Kolby Briggs	Jacksonville (H.S.)	17:36.00	5:52/M
99	93	Lucas Taylor	Chatham (Glenwood)	17:38.00	5:53/M
100	94	Zack Johnson	Decatur (MacArthur)	17:39.00	5:53/M
101	95	Robbie Miller	Decatur (MacArthur)	17:39.00	5:53/M
102	96	Allen Lawson	Troy (Triad)	17:40.00	5:53/M
103	97	Tommie Johnson	East St. Louis (Sr.)	17:40.00	5:53/M
104	(< 5)	Brandon Beaver	Centralia (H.S.)	17:40.00	5:53/M
105	98	Adam Enz	Jacksonville (H.S.)	17:45.00	5:55/M
106	99	Brykell Patton	Mt. Vernon (H.S.)	17:47.00	5:56/M
107	100	David Sibert	Jacksonville (H.S.)	17:47.00	5:56/M
108	101	Jacob Young	Marion (H.S.)	17:48.00	5:56/M
109	102	Elijah Pulley	Marion (H.S.)	17:50.00	5:57/M
110	103	Colton Bell	Charleston	17:52.00	5:57/M
111	104	Val Walker	Charleston	17:54.00	5:58/M
112	105	Deonte' Smith	East St. Louis (Sr.)	17:55.00	5:58/M
113	106	Cody Stewart	Jacksonville (H.S.)	17:56.00	5:59/M
114	107	Alex Croxford	Jerseyville (Jersey)	17:56.00	5:59/M
115	108	Will Zeisset	Waterloo (H.S.)	18:04.00	6:01/M
116	109	Josh Zharnitsky	Champaign (Centennial)	18:06.00	6:02/M
117	(< 5)	Cody Boughers	Centralia (H.S.)	18:06.00	6:02/M
118	110	Frank Bonnard	East St. Louis (Sr.)	18:06.00	6:02/M
119	111	Will Brockschmidt	Jacksonville (H.S.)	18:09.00	6:03/M
120	112	Anthony Holmes	Danville (H.S.)	18:09.00	6:03/M
121	(< 5)	Caleb Gant	Springfield (Southeast)	18:11.00	6:04/M
122	(< 5)	Gary Damron	Effingham (H.S.)	18:14.00	6:05/M
123	113	Brenden Boughter	Springfield (Lanphier)	18:15.00	6:05/M
124	114	Tommy O'Brien	Taylorville	18:17.00	6:06/M
125	115	Bryce Pulley	Marion (H.S.)	18:18.00	6:06/M
126	116	Austin Ewing	Danville (H.S.)	18:20.00	6:07/M
127	117	Ramon Shelton	East St. Louis (Sr.)	18:22.00	6:07/M
128	118	Tim Dudas	Springfield (Lanphier)	18:23.00	6:08/M
129	119	Tim Lacy	Jerseyville (Jersey)	18:23.00	6:08/M
130	(< 5)	Jake Day	Lincoln	18:24.00	6:08/M
131	120	Jeremiah Cooley	Danville (H.S.)	18:25.00	6:08/M
132	121	Riley Skube	Champaign (Centennial)	18:29.00	6:10/M
133	122	Zach Seeley	Danville (H.S.)	18:31.00	6:10/M
134	123	Joel Goodrich	Mattoon	18:32.00	6:11/M
135	(< 5)	Leighton Lark	Effingham (H.S.)	18:37.00	6:12/M
136	124	Evan Carr	Marion (H.S.)	18:39.00	6:13/M
137	(< 5)	Patrick Siner	Effingham (H.S.)	18:42.00	6:14/M
138	125	Zach Shanks	Springfield (Lanphier)	18:46.00	6:15/M
139	126	Jj Martin	Mascoutah	18:47.00	6:16/M
140	127	Ryan Ewers	Mascoutah	18:59.00	6:20/M
141	128	Chase Finks	Taylorville	19:01.00	6:20/M
142	129	Craig Ford	Mascoutah	19:01.00	6:20/M
143	(< 5)	Andrew Wibben	Lincoln	19:01.00	6:20/M
144	130	Daniel Ellenburg	Springfield (Lanphier)	19:04.00	6:21/M
145	(< 5)	Leevi Baker	Effingham (H.S.)	19:06.00	6:22/M
146	131	Tristan Turvdic	Decatur (MacArthur)	19:08.00	6:23/M
147	132	Austin Boyett	Springfield (Lanphier)	19:13.00	6:24/M
148	133	Hunter Poggi	Springfield (Lanphier)	19:14.00	6:25/M

17 East St. Louis (Sr.) Top 5 Times: 1:27:27.00	426	63 79 82 97 105 110 117
18 Danville (H.S.) Top 5 Times: 1:27:34.00	436	4 84 112 116 120 122 138
19 Decatur (MacArthur) Top 5 Times: 1:28:40.00	446	53 73 94 95 131 136 141
20 Jacksonville (H.S.) Top 5 Times: 1:29:13.00	507	92 98 100 106 111 142 143
21 Springfield (Lanphier)	618	113 118 125 130 132 133 139

ILLINOIS HIGH SCHOOL ASSOCIATION

State Cross Country Championships

Boys 2A - November 3, 2012

Team Scores

Place	Score	SCHOOL	(Total, Average, Pack Times)
1.	85	Chicago (Jones)	(1:14:50, 14:57.96, 0:37)
	6	7 15 25 32 (71) (92)	
		Dale, O'Connor, Lawson, Schaible, Maloney, Boswell, Rodriguez	
2.	126	Belvidere (North)	(1:15:34, 15:06.79, 0:55)
	4	13 23 33 53 (78) (106)	
		Lee, Menard, Yunk, Yunk, Laseman, Howe, Hill	
3.	129	Yorkville	(1:15:37, 15:07.40, 0:37)
	10	12 24 41 42 (59) (62)	
		Hoffert, Hoffert, Arcara, Baker, Harrison, Tweedy, O'Malley	
4.	182	Crystal Lake (Central)	(1:15:57, 15:11.20, 1:21)
	2	19 37 56 68 (89) (96)	
		Baker, Pitner, Amato, Baker, Gemmell, Talarico, McKay	
5.	190	Glen Ellyn (Glenbard South)	(1:15:49, 15:09.73, 1:36)
	1	5 43 55 86 (114) (129)	
		Wold, Singleton, Kladiva, Cizek, Stoffels, Greenwell, Meade	
6.	202	Lansing (Illiana Christian)	(1:16:41, 15:20.09, 0:59)
	11	31 39 40 81 (95) (98)	
		Wondaal, Fiene, DeYoung, Wondaal, Vroegh, Gibson, Dekker	
7.	218	Springfield (H.S.)	(1:17:13, 15:26.58, 0:27)
	26	30 44 51 67 (77) (146)	
		Fitzgibbon, Gough, Owens, Hoffman, Wise, Warren, Rasmussen	
8.	230	Normal (University)	(1:17:06, 15:25.01, 1:06)
	17	28 35 46 104 (116) (156)	
		Hoskins, Bruno, LaFayette, Ward, Clay, Houska, Hill	
9.	269	Deerfield	(1:17:21, 15:28.00, 1:09)
	14	22 58 74 101 (151) (154)	
		Gold, Farhi, Abosch, Rosenberg, Kramer, Grant, Rich	
10.	284	Dixon (H.S.)	(1:17:43, 15:32.42, 1:10)
	18	48 49 60 109 (123) (155)	
		Thorpe, Sondgeroth, Mitchell, Humell, Trevino, Grady, Lally	
11.	291	Mahomet (M.-Seymour)	(1:17:19, 15:27.61, 1:15)
	8	9 72 100 102 (103) (141)	
		Schaap, Smoes, Russell, Chupp, Keeble, Williams, Powell	
12.	341	East Moline (United)	(1:18:08, 15:37.52, 1:24)
	16	20 91 93 121 (136) (152)	
		Webster, Rasso, Boore, Taylor, Boore, Dopler, Newberry	
13.	351	Maple Park (Kaneland)	(1:18:34, 15:42.68, 0:55)
	29	38 83 90 111 (125) (133)	
		Johnson, Carter, Kucera, Meisenger, Acosta, Huber, Bower	
14.	376	Bensenville (Fenton)	(1:18:53, 15:46.54, 0:43)
	45	57 80 84 110 (139) (145)	
		Urzua, Wiggin, Estrada, Smith, Silva, Taouil, Rodriguez	

15. 377 Pontiac (1:18:59, 15:47.65, 1:23)
 21 34 63 128 131 (163) (171)
 Justus, McCoy, Milhauser, Ingram, Durham, Wells, Cain
16. 389 Peoria (Notre Dame) (1:18:55, 15:46.82, 0:28)
 52 66 85 87 99 (119) (134)
 Fortin, Franciscovich, Dvorsky, Frow, Ehrhart, Schaidle, Tony
17. 405 Chicago (Mather) (1:19:42, 15:56.39, 1:54)
 27 36 54 127 161 (169) (174)
 Tahiraj, Flores, Kurdieh, Payne, Carter, Khoshaba, Gutierrez
18. 453 Metamora (1:19:47, 15:57.28, 0:59)
 50 70 88 113 132 (148) (153)
 Anglin, Scheirer, Scheirer, Thompson, Koehrsen, Vieck, Crotteau
19. 466 Charleston (1:19:36, 15:55.04, 2:01)
 3 76 120 130 137 (157) (159)
 McInerney, Garrett, Tadic, Sanders, McInerney, Walker, Bell
20. 484 Chatham (Glenwood) (1:20:03, 16:00.58, 0:42)
 61 69 112 118 124 (126) (160)
 Maton, Kaiser, Skelly, Powell, Enteman, Durr, Jones
21. 492 Arlington Heights (St. Viator) (1:20:09, 16:01.69, 0:54)
 73 75 97 107 140 (166) (168)
 Brey, Beiersdorf, Sammons, Schreiber, Lorenzini, Spanier, Gurreri
22. 525 Carbondale (H.S.) (1:20:37, 16:07.36, 1:05)
 64 79 115 117 150 (162) (172)
 Douglas, Gibson, Cherry, Deamer, Heern, McElheny, Love
23. 544 Wheaton (St. Francis) (1:20:55, 16:10.87, 0:59)
 65 94 105 138 142 (144) (149)
 Hallet, Vilimek, Lorish, Lyons, Cady, Stiff, Deaton
24. 609 Aurora (Central Catholic) (1:22:11, 16:26.11, 1:45)
 47 108 143 147 164 (165) (175)
 Meyers, Montelongo, Knapp, Alviar, Jerwers, Lefevre, Aquino
25. 664 Niles (Notre Dame) (1:23:01, 16:36.17, 1:31)
 82 122 135 158 167 (170) (173)
 Gibson, Siemienowski, Koteski, Mohameed, Curley, Frost, Conteras

ILLINOIS HIGH SCHOOL ASSOCIATION

State Cross Country Championships

Boys 2A - November 3, 2012

Place	TmPI	NAME	SCHOOL	CLASS	TIME	Pace
1.	1	John Wold	Glen Ellyn (Glenbard South)	Jr	14:16	4:46
2.	2	Alex Baker	Crystal Lake (Central)	Sr	14:21	4:47
3.	3	Riley McInerney	Charleston	Sr	14:33	4:51
4.		Joe Cowlin	Crystal Lake (Prairie Ridge)	Sr	14:39	4:53
5.	4	Garrett Lee	Belvidere (North)	Sr	14:39	4:53
6.	5	Joe Singleton	Glen Ellyn (Glenbard South)	Jr	14:43	4:55
7.	6	Jamison Dale	Chicago (Jones)	Sr	14:43	4:55
8.	7	Luke O'Connor	Chicago (Jones)	Sr	14:45	4:55
9.		Johnny Leverenz	Danville (H.S.)	Jr	14:46	4:56
10.	8	Johnathan Schaap	Mahomet (M.-Seymour)	Sr	14:47	4:56
11.	9	Forrest Smoes	Mahomet (M.-Seymour)	Jr	14:48	4:56
12.	10	Jake Hoffert	Yorkville	So	14:48	4:56
13.	11	Tony Wondaal	Lansing (Illiana Christian)	Jr	14:50	4:57
14.		Chris Martin	Mascoutah	So	14:51	4:57
15.	12	Luke Hoffert	Yorkville	So	14:51	4:57
16.	13	Paxson Menard	Belvidere (North)	Sr	14:52	4:58
17.	14	Alex Gold	Deerfield	Sr	14:53	4:58
18.	15	Kirby Lawson	Chicago (Jones)	Sr	14:53	4:58
19.	16	Austin Webster	East Moline (United)	Jr	14:55	4:59
20.	17	Brendan Hoskins	Normal (University)	Sr	14:57	4:59
21.	18	Simon Thorpe	Dixon (H.S.)	Jr	14:58	5:00
22.		Samuel Welbourne	Jerseyville (Jersey)	Sr	14:59	5:00
23.	19	Ryan Pitner	Crystal Lake (Central)	Jr	15:00	5:00
24.	20	Tyler Rasso	East Moline (United)	Jr	15:03	5:01
25.		Murphy Affolder	Mascoutah	Jr	15:04	5:02
26.		Keith Meyer	Bloomington (H.S.)	Sr	15:05	5:02
27.	21	Zac Justus	Pontiac	Jr	15:06	5:02
28.	22	Shai Farhi	Deerfield	Sr	15:09	5:03
29.	23	Tyler Yunk	Belvidere (North)	Sr	15:13	5:05
30.	24	Zak Arcara	Yorkville	Sr	15:13	5:05
31.	25	Peter Schaible	Chicago (Jones)	Jr	15:13	5:05
32.	26	Pat Fitzgibbon	Springfield (H.S.)	Jr	15:15	5:05
33.	27	Deivi Tahiraj	Chicago (Mather)	Jr	15:16	5:06
34.		David Modert	Mt. Vernon (H.S.)	Jr	15:16	5:06
35.	28	Adam Bruno	Normal (University)	Sr	15:17	5:06
36.	29	Conor Johnson	Maple Park (Kaneland)	Sr	15:18	5:06
37.	30	Joe Gough	Springfield (H.S.)	Sr	15:18	5:06
38.	31	Nick Fiene	Lansing (Illiana Christian)	So	15:19	5:07
39.	32	Kyle Maloney	Chicago (Jones)	So	15:19	5:07
40.		Ryan Prais	Lake Villa (Lakes)	Sr	15:19	5:07
41.	33	Eryk Yunk	Belvidere (North)	Fr	15:19	5:07
42.		Kevin Boyle	Grayslake (Central)	Sr	15:19	5:07
43.		Jordan Starkey	Geneseo	Sr	15:19	5:07
44.	34	Josh McCoy	Pontiac	Jr	15:21	5:07
45.	35	J D LaFayette	Normal (University)	Jr	15:21	5:07
46.	36	Claudio Flores	Chicago (Mather)	Jr	15:21	5:07
47.	37	Nick Amato	Crystal Lake (Central)	Jr	15:21	5:07
48.	38	Kyle Carter	Maple Park (Kaneland)	Jr	15:22	5:08
49.	39	Colin DeYoung	Lansing (Illiana Christian)	Fr	15:22	5:08
50.	40	Nick Wondaal	Lansing (Illiana Christian)	Fr	15:23	5:08

ILLINOIS HIGH SCHOOL ASSOCIATION

State Cross Country Championships

Boys 2A - November 3, 2012

Place	TmPI	NAME	SCHOOL	CLASS	TIME	Pace
51.	41	Eric Baker	Yorkville	Sr	15:23	5:08
52.		Kyle Whitney	Vernon Hills	Jr	15:24	5:08
53.	42	Nick Harrison	Yorkville	Sr	15:24	5:08
54.		Mark Stice	Sycamore (H.S.)	Jr	15:26	5:09
55.	43	Andrew Kladiva	Glen Ellyn (Glenbard South)	Jr	15:28	5:10
56.	44	Tyler Owens	Springfield (H.S.)	Jr	15:29	5:10
57.	45	Fabiel Urzua	Bensenville (Fenton)	Sr	15:30	5:10
58.	46	Wesley Ward	Normal (University)	Sr	15:30	5:10
59.	47	Matt Meyers	Aurora (Central Catholic)	Sr	15:30	5:10
60.	48	Cody Sondgeroth	Dixon (H.S.)	Jr	15:30	5:10
61.	49	Skylar Mitchell	Dixon (H.S.)	Jr	15:31	5:11
62.	50	Joel Anglin	Metamora	Jr	15:32	5:11
63.		Dan O'Keefe	Chicago (Mt. Carmel)	Jr	15:32	5:11
64.	51	Nathan Hoffman	Springfield (H.S.)	Sr	15:33	5:11
65.	52	Chris Fortin	Peoria (Notre Dame)	Jr	15:33	5:11
66.	53	Jesse Laseman	Belvidere (North)	Sr	15:33	5:11
67.	54	Zade Kurdieh	Chicago (Mather)	Jr	15:34	5:12
68.	55	Mark Cizek	Glen Ellyn (Glenbard South)	Sr	15:34	5:12
69.	56	Adam Baker	Crystal Lake (Central)	Sr	15:34	5:12
70.	57	Danny Wiggin	Bensenville (Fenton)	Jr	15:34	5:12
71.	58	Jordan Abosch	Deerfield	Sr	15:35	5:12
72.		Sam Doud	Bloomington (H.S.)	Jr	15:36	5:12
73.	59	Nolan Tweedy	Yorkville	Jr	15:36	5:12
74.	60	Roy Humell	Dixon (H.S.)	Sr	15:38	5:13
75.	61	Marc Maton	Chatham (Glenwood)	Sr	15:38	5:13
76.	62	Shawn O'Malley	Yorkville	Sr	15:39	5:13
77.	63	Shawn Milhauser	Pontiac	Sr	15:39	5:13
78.	64	James Douglas	Carbondale (H.S.)	Sr	15:40	5:14
79.	65	Andrew Hallet	Wheaton (St. Francis)	Jr	15:40	5:14
80.	66	Tyler Franciscovich	Peoria (Notre Dame)	Sr	15:41	5:14
81.	67	Eric Wise	Springfield (H.S.)	So	15:41	5:14
82.	68	Zach Gemmell	Crystal Lake (Central)	Jr	15:42	5:14
83.	69	Grant Kaiser	Chatham (Glenwood)	Jr	15:42	5:14
84.	70	Nathan Scheirer	Metamora	Sr	15:42	5:14
85.	71	Benjamin Boswell	Chicago (Jones)	So	15:43	5:15
86.	72	Ethan Russell	Mahomet (M.-Seymour)	Jr	15:43	5:15
87.	73	Nick Brey	Arlington Heights (St. Viator)	Jr	15:44	5:15
88.	74	Bryan Rosenberg	Deerfield	Sr	15:44	5:15
89.	75	Will Beiersdorf	Arlington Heights (St. Viator)	Sr	15:45	5:15
90.	76	Taylor Garrett	Charleston	Jr	15:46	5:16
91.		Widi Moestopo	West Chicago (Wheaton Academy)	Sr	15:46	5:16
92.	77	Heath Warren	Springfield (H.S.)	Fr	15:46	5:16
93.	78	Jacob Howe	Belvidere (North)	Jr	15:47	5:16
94.	79	Dylan Gibson	Carbondale (H.S.)	Sr	15:47	5:16
95.	80	Rodrigo Estrada	Bensenville (Fenton)	Jr	15:48	5:16
96.		Thomas Thornton	Bartonville (Limestone)	So	15:49	5:17
97.	81	Kevin Vroegh	Lansing (Illiana Christian)	Jr	15:49	5:17
98.		Josh Rodenberg	Waterloo (H.S.)	Sr	15:49	5:17
99.	82	Mike Gibson	Niles (Notre Dame)	Sr	15:50	5:17
100.		Ben Mohrdieck	Vernon Hills	Jr	15:50	5:17

ILLINOIS HIGH SCHOOL ASSOCIATION

State Cross Country Championships

Boys 2A - November 3, 2012

Place	TmPI	NAME	SCHOOL	CLASS	TIME	Pace
101.		Alex Bermudez	Chicago (Little Village)	Jr	15:51	5:17
102.		Jacob Vangunten	East Peoria	Sr	15:51	5:17
103.	83	Nathaniel Kucera	Maple Park (Kaneland)	Jr	15:51	5:17
104.	84	Wade Smith	Bensenville (Fenton)	Sr	15:51	5:17
105.	85	Matt Dvorsky	Peoria (Notre Dame)	Sr	15:51	5:17
106.	86	Thomas Stoffels	Glen Ellyn (Glenbard South)	Sr	15:51	5:17
107.	87	Ryan Frow	Peoria (Notre Dame)	Jr	15:51	5:17
108.		BJ Smith	Freeport (H.S.)	Sr	15:52	5:18
109.	88	Travis Scheirer	Metamora	Jr	15:52	5:18
110.	89	Mark Talarico	Crystal Lake (Central)	Sr	15:53	5:18
111.	90	John Meisenger	Maple Park (Kaneland)	Sr	15:53	5:18
112.		John Davis	Lincoln	Sr	15:54	5:18
113.		Zach Plank	Dunlap	Sr	15:55	5:19
114.	91	Pauly Boore	East Moline (United)	Jr	15:56	5:19
115.	92	Armando Rodriguez	Chicago (Jones)	Sr	15:58	5:20
116.	93	Bruce Taylor	East Moline (United)	Jr	15:58	5:20
117.	94	Nick Vilimek	Wheaton (St. Francis)	Jr	15:58	5:20
118.	95	Austin Gibson	Lansing (Illiana Christian)	Jr	15:58	5:20
119.		Ryan Kennedy	New Lenox (Lincoln-Way West)	Jr	15:59	5:20
120.	96	PJ McKay	Crystal Lake (Central)	Jr	16:00	5:20
121.	97	Tyler Sammons	Arlington Heights (St. Viator)	Sr	16:00	5:20
122.	98	Jordan Dekker	Lansing (Illiana Christian)	Sr	16:00	5:20
123.	99	Ted Ehrhart	Peoria (Notre Dame)	Sr	16:00	5:20
124.	100	Matthew Chupp	Mahomet (M.-Seymour)	Sr	16:01	5:21
125.	101	Maor Kramer	Deerfield	Jr	16:01	5:21
126.	102	Alex Keeble	Mahomet (M.-Seymour)	Fr	16:01	5:21
127.	103	James Williams	Mahomet (M.-Seymour)	Jr	16:02	5:21
128.	104	Joseph Clay	Normal (University)	Sr	16:03	5:21
129.		Kevin Faje	Riverside (R.-Brookfield)	Jr	16:03	5:21
130.		Matt Przeslicke	Evergreen Park	So	16:03	5:21
131.	105	Matt Lorish	Wheaton (St. Francis)	Jr	16:05	5:22
132.	106	Chase Hill	Belvidere (North)	Jr	16:06	5:22
133.	107	Kevin Schreiber	Arlington Heights (St. Viator)	Sr	16:06	5:22
134.	108	Javier Montelongo	Aurora (Central Catholic)	Jr	16:07	5:23
135.	109	Austin Trevino	Dixon (H.S.)	Jr	16:07	5:23
136.		Camren Howard	Chicago Heights (Marian)	Jr	16:10	5:24
137.		Ricky Wojcik	Elmwood Park	Jr	16:11	5:24
138.	110	Cristian Silva	Bensenville (Fenton)	Jr	16:12	5:24
139.	111	Luis Acosta	Maple Park (Kaneland)	Jr	16:12	5:24
140.	112	Landon Skelly	Chatham (Glenwood)	Fr	16:12	5:24
141.	113	Kyle Thompson	Metamora	Sr	16:13	5:25
142.	114	Erik Greenwell	Glen Ellyn (Glenbard South)	Sr	16:13	5:25
143.		Jacob Meyer	Chicago (University)	Fr	16:13	5:25
144.	115	Micah Cherry	Carbondale (H.S.)	Fr	16:14	5:25
145.	116	Lucas Houska	Normal (University)	Jr	16:14	5:25
146.	117	Joyner Deamer	Carbondale (H.S.)	So	16:14	5:25
147.	118	Gabe Powell	Chatham (Glenwood)	So	16:14	5:25
148.		Anthony Campanaro	Chicago (St. Patrick)	Sr	16:15	5:25
149.	119	Aaron Schaidle	Peoria (Notre Dame)	Sr	16:17	5:26
150.	120	Niko Tadic	Charleston	Sr	16:18	5:26

ILLINOIS HIGH SCHOOL ASSOCIATION

State Cross Country Championships

Boys 2A - November 3, 2012

Place	TmPI	NAME	SCHOOL	CLASS	TIME	Pace
151.	121	Isaac Boore	East Moline (United)	Fr	16:18	5:26
152.	122	Matt Siemienowski	Niles (Notre Dame)	Sr	16:18	5:26
153.	123	Evan Grady	Dixon (H.S.)	So	16:19	5:27
154.	124	Colin Enteman	Chatham (Glenwood)	Sr	16:19	5:27
155.		Leonardo Flores	Chicago (Kennedy)	Sr	16:20	5:27
156.		Aaron Oldanie	Lemont (H.S.)	Sr	16:21	5:27
157.	125	Brandon Huber	Maple Park (Kaneland)	Sr	16:22	5:28
158.	126	Jonathan Durr	Chatham (Glenwood)	So	16:24	5:28
159.	127	Dontel Payne	Chicago (Mather)	Jr	16:24	5:28
160.	128	Ryan Ingram	Pontiac	Sr	16:25	5:29
161.	129	Joe Meade	Glen Ellyn (Glenbard South)	Jr	16:26	5:29
162.	130	Zach Sanders	Charleston	Jr	16:27	5:29
163.	131	Logan Durham	Pontiac	Jr	16:29	5:30
164.	132	Willaim Koehrsen	Metamora	Jr	16:30	5:30
165.	133	Ryan Bower	Maple Park (Kaneland)	Jr	16:32	5:31
166.	134	Stephen Tony	Peoria (Notre Dame)	Sr	16:32	5:31
167.	135	Robert Koteski	Niles (Notre Dame)	Fr	16:33	5:31
168.	136	Sean Dopler	East Moline (United)	Jr	16:34	5:32
169.	137	Colin McInerney	Charleston	So	16:34	5:32
170.	138	John Lyons	Wheaton (St. Francis)	Sr	16:35	5:32
171.	139	Mohammed E Taouil	Bensenville (Fenton)	Sr	16:36	5:32
172.	140	Joseph Lorenzini	Arlington Heights (St. Viator)	Sr	16:37	5:33
173.	141	Jackson Powell	Mahomet (M.-Seymour)	So	16:37	5:33
174.	142	Dany Cady	Wheaton (St. Francis)	So	16:38	5:33
175.	143	Matt Knapp	Aurora (Central Catholic)	Jr	16:40	5:34
176.	144	Scott Stiff	Wheaton (St. Francis)	Sr	16:40	5:34
177.	145	Leonel Rodriguez	Bensenville (Fenton)	So	16:40	5:34
178.	146	Amir Rasmussen	Springfield (H.S.)	Jr	16:41	5:34
179.	147	Adrian Alviar	Aurora (Central Catholic)	Sr	16:41	5:34
180.	148	Patrick Vieck	Metamora	Jr	16:44	5:35
181.	149	Mike Deaton	Wheaton (St. Francis)	Jr	16:44	5:35
182.		Max Volchenboum	Chicago (University)	Jr	16:45	5:35
183.	150	Jared Heern	Carbondale (H.S.)	Sr	16:45	5:35
184.		Jacob Widstrom	Midlothian (Bremen)	Jr	16:46	5:36
185.	151	Reilly Grant	Deerfield	Jr	16:47	5:36
186.	152	Curtis Newberry	East Moline (United)	Sr	16:48	5:36
187.	153	John Crotteau	Metamora	Fr	16:48	5:36
188.	154	Max Rich	Deerfield	Sr	16:48	5:36
189.	155	Kylian Lally	Dixon (H.S.)	Jr	16:52	5:38
190.		Joshuah Hernandez	Chicago (Noble Street Charter/	Jr	16:58	5:40
191.	156	Eli Hill	Normal (University)	So	16:59	5:40
192.	157	Val Walker	Charleston	So	16:59	5:40
193.	158	Sayeed Mohameed	Niles (Notre Dame)	So	17:01	5:41
194.	159	Colton Bell	Charleston	Fr	17:02	5:41
195.	160	Tyler Jones	Chatham (Glenwood)	Jr	17:04	5:42
196.	161	Matthew Carter	Chicago (Mather)	So	17:09	5:43
197.	162	Cam McElheny	Carbondale (H.S.)	Jr	17:11	5:44
198.	163	Kory Wells	Pontiac	Jr	17:13	5:45
199.	164	Justin Jerwers	Aurora (Central Catholic)	Sr	17:15	5:45
200.	165	Patrick Lefevre	Aurora (Central Catholic)	Jr	17:17	5:46

ILLINOIS HIGH SCHOOL ASSOCIATION

State Cross Country Championships

Boys 2A - November 3, 2012

Place	TmPI	NAME	SCHOOL	CLASS	TIME	Pace
201.	166	Patrick Spanier	Arlington Heights (St. Viator)	Jr	17:21	5:47
202.	167	Dan Curley	Niles (Notre Dame)	Sr	17:21	5:47
203.	168	Ryan Gurreri	Arlington Heights (St. Viator)	Sr	17:22	5:48
204.	169	Yousif Khoshaba	Chicago (Mather)	So	17:28	5:50
205.	170	Tom Frost	Niles (Notre Dame)	Sr	17:31	5:51
206.	171	Brayden Cain	Pontiac	Sr	17:33	5:51
207.	172	Davell Love	Carbondale (H.S.)	Jr	17:36	5:52
208.	173	Matt Conteras	Niles (Notre Dame)	Fr	17:39	5:53
209.	174	Luis Gutierrez	Chicago (Mather)	So	17:44	5:55
210.	175	Daniel Aquino	Aurora (Central Catholic)	So	17:44	5:55

210 records processed.